



SC Annual School Report Card Summary

KINGSBURY ELEMENTARY
Sumter 17
Grades: PK-5 Enrollment: 688
Principal: Phillip W. Jackson
Superintendent: Mr. Randolph Bynum, Sr.
Board Chair: Mr. Larry D. Addison

PERFORMANCE

Comprehensive detail, including definitions of ratings, performance criteria, and explanations of status, is available on www.ed.sc.gov and www.eoc.sc.gov as well as school and school district websites. Printed versions are available from school districts upon request.

YEAR	ABSOLUTE RATING	GROWTH RATING	PALMETTO GOLD AND SILVER AWARD		AYP STATUS	NCLB IMPROVEMENT STATUS
			General Performance	Closing the Gap		
2011	Average	Average	TBD	TBD	Not Met	N/A
2010	Average	Average	N/A	N/A	Met	N/A
2009	Average	Average	N/A	N/A	Met	N/A

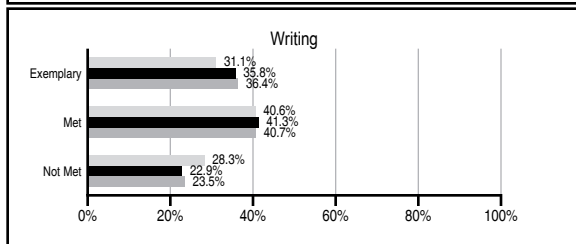
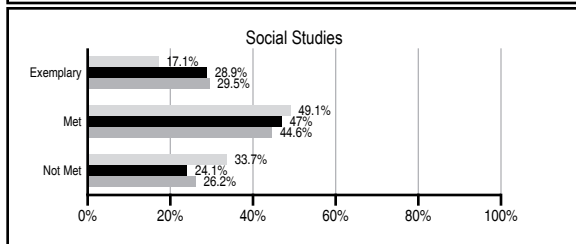
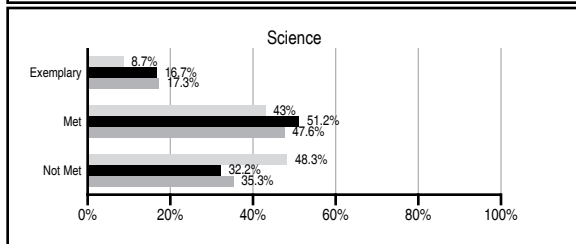
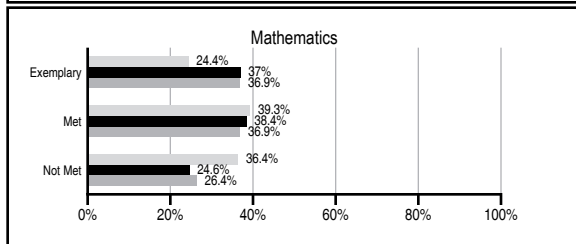
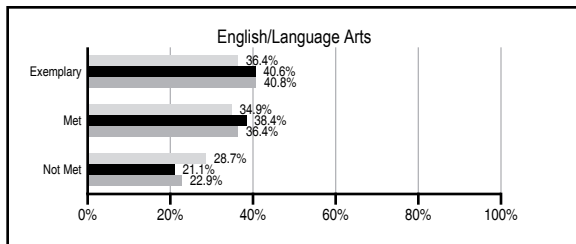
ABSOLUTE RATINGS OF ELEMENTARY SCHOOLS WITH STUDENTS LIKE OURS*

EXCELLENT	GOOD	AVERAGE	BELOW AVERAGE	AT-RISK
17	37	63	3	0

* Ratings are calculated with data available by 11/09/2011. Schools with Students Like Ours are Elementary Schools with Poverty Indices of no more than 5% above or below the index for this school.

PASS PERFORMANCE

Our School
 Elementary Schools with Students Like Ours
 Elementary schools statewide



NAEP PERFORMANCE*

* Performance reported for SC and nation, data not available at school level. Percentages at NAEP Achievement Levels.



SC PERFORMANCE VISION

By 2020 all students will graduate with the knowledge and skills necessary to compete successfully in the global economy, participate in a democratic society and contribute positively as members of families and communities.

Abbreviations Key

N/A Not Applicable N/AV Not Available N/C Not Collected N/R Not Reported I/S Insufficient Sample TBD To be determined

NI Newly Identified CSI Continuing School Improvement CA Corrective Action RP Plan to Restructure R Restructure DELAY School Improvement Status HOLD School Improvement Status

KINGSBURY ELEMENTARY [Sumter 17]

SCHOOL PROFILE

	Our School	Change from Last Year	Elementary Schools with Students Like Ours	Median Elementary School
Students (n=688)				
Retention rate	1.3%	Down from 1.9%	1.2%	1.1%
Attendance rate	96.2%	Down from 96.6%	96.0%	96.2%
Served by gifted and talented program	10.6%	Down from 10.8%	14.2%	13.4%
With disabilities other than speech	4.5%	Down from 7.1%	5.2%	4.1%
Older than usual for grade	0.3%	Up from 0.2%	0.2%	0.3%
Out-of-school suspensions or expulsions for violent and/or criminal offenses	0.0%	No Change	0.0%	0.0%
Teachers (n=44)				
Teachers with advanced degrees	70.5%	Up from 68.8%	60.7%	62.5%
Continuing contract teachers	95.5%	Down from 95.8%	90.0%	88.2%
Teachers returning from previous year	93.0%	Down from 94.3%	88.3%	87.8%
Teacher attendance rate	95.0%	Up from 94.0%	95.1%	95.2%
Average teacher salary*	\$47,732	Up 3.5%	\$46,690	\$46,773
Classes not taught by highly qualified teachers	0.4%	Down from 1.3%	0.0%	0.0%
Professional development days/teacher	8.8 days	Up from 7.2 days	10.5 days	10.5 days
School				
Principal's years at school	4.0	Up from 3.0	4.0	4.0
Student-teacher ratio in core subjects	19.9 to 1	Up from 18.5 to 1	20.0 to 1	19.9 to 1
Prime instructional time	90.2%	Up from 89.8%	90.2%	90.4%
Opportunities in the arts	Good	No Change	Good	Good
SACS accreditation	Yes	No Change	Yes	Yes
Parents attending conferences	97.0%	Down from 100.0%	100.0%	100.0%
Character development program	Excellent	No Change	Excellent	Excellent
Dollars spent per pupil**	\$6,978	Down 4.3%	\$7,234	\$7,447
Percent of expenditures for instruction**	72.1%	Down from 73.1%	68.1%	68.4%
Percent of expenditures for teacher salaries**	70.1%	Down from 72.0%	65.9%	65.8%
% of AYP objectives met	78.9%	Down from 100.0%	92.7%	90.5%

* Length of contract = 185+ days.

** Prior year audited financial data available.

EVALUATION RESULTS

	Teachers	Students*	Parents*
Number of surveys returned	47	108	67
Percent satisfied with learning environment	93.5%	84.9%	87.7%
Percent satisfied with social and physical environment	97.8%	83.0%	84.8%
Percent satisfied with school-home relations	89.4%	89.8%	83.3%

*Only students at the highest elementary school grade level at this school and their parents were included.

REPORT OF PRINCIPAL AND SCHOOL IMPROVEMENT COUNCIL

Kingsbury Elementary School's administrators and faculty continuously strive to provide a student centered learning environment. We are a data driven school, using a wide variety of student assessments and performance data to meet the individual needs of our students. In 2007, our school was the recipient of the SC Red Carpet Award for creating a family-friendly environment and providing excellent customer service. These qualities make Kingsbury a warm and exciting learning community for our students.

The 2010-2011 school year was another rewarding one at Kingsbury. We implemented a newly scheduled math block which targeted the improvement of student math skills with hands on manipulatives and intensive small group instruction. A model for guided reading was implemented school wide to improve student achievement in reading and writing. Kingsbury was once again successful in meeting 17 out of 17 objectives to make AYP (Adequate Yearly Progress). Our schoolwide mentoring program, which utilizes community volunteers to raise the performance of underachieving students, continues to expand and now serves over 60 families. Through effective implementation of our parent and volunteer involvement plan, our parent participation has significantly increased, as evidenced by PTA membership, attendance at school events and the number of parent and community volunteers. Our School Improvement Council has been instrumental in establishing volunteers who provide student incentives for achievement, improving the appearance of our school grounds and supporting teacher needs in the classroom.

Several effective programs implemented in the past will be continued. The use of STAR reading and the web based Accelerated Reader Program will continue to provide new incentives and opportunities in the area of reading which will lead to increased student achievement. In 2010-2011 Kingsbury was selected by the S.C. Association of School Administrators as a pilot school for the Olweus Bullying Initiative. This program will be implemented in Fall 2011 and will enhance the safe caring environment in which our students thrive. We have 100% highly qualified staff. Kingsbury students traditionally perform well on the Palmetto Assessment of State Standards. Teachers work with our students to improve PASS scores through instructional software such as the Classworks program and through small groups based on the Measure of Academic Progress (MAP) testing. Our teachers have and will continue to engage in professional development activities related to math instruction, increasing rigor in the classroom, writing instruction and the use of small groups for literacy.

The students of Kingsbury are involved in many service learning projects. Last year, we participated in the Salvation Army food drive, Shower Shaw with Cookies, Jump Rope for Heart and Pennies for Patients. The students also participated in a "Japan Relief Effort" which collected an abundance of supplies and necessities for the victims of the Japan tsunami.

Phillip W. Jackson, Principal
Maggie Gurtcheff, School Improvement Council Chair

Comprehensive detail, including definitions of ratings, performance criteria, and explanations of status, is available on www.ed.sc.gov and www.eoc.sc.gov as well as school and school district websites.

Printed versions are available from school districts upon request.

Abbreviations Key

N/A Not Applicable N/AV Not Available N/C Not Collected N/R Not Reported I/S Insufficient Sample TBD To be determined
NI Newly Identified CSI Continuing School Improvement CA Corrective Action RP Plan to Restructure R Restructure DELAY School Improvement Status HOLD School Improvement Status