



SC Annual School Report Card Summary

WILDER ELEMENTARY
Sumter 17

Grades: PK-5

Enrollment: 466

Principal: Maria Newton-Ta'Bon

Superintendent: Mr. Randolph Bynum, Sr.

Board Chair: Mr. Larry D. Addison

PERFORMANCE

Comprehensive detail, including definitions of ratings, performance criteria, and explanations of status, is available on www.ed.sc.gov and www.eoc.sc.gov as well as school and school district websites. Printed versions are available from school districts upon request.

YEAR	ABSOLUTE RATING	GROWTH RATING	PALMETTO GOLD AND SILVER AWARD		AYP STATUS	NCLB IMPROVEMENT STATUS
			General Performance	Closing the Gap		
2011	Average	Average	TBD	TBD	Met	N/A
2010	Average	Excellent	Gold	Silver	Met	NI-DELAY
2009	Average	Good	Silver	N/A	Not Met	NI

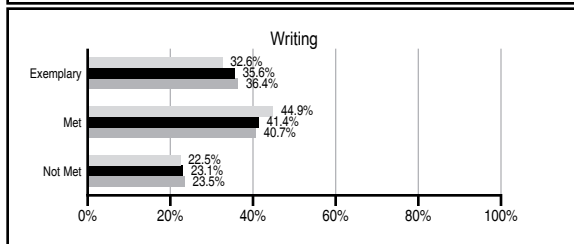
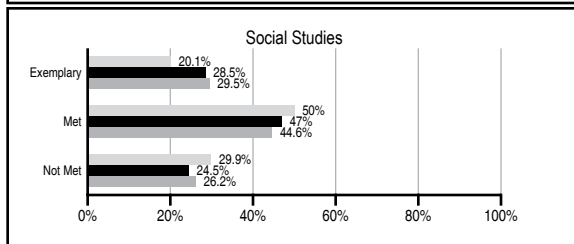
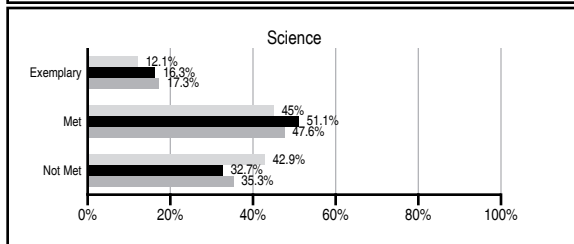
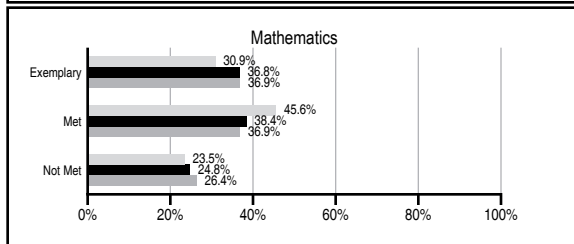
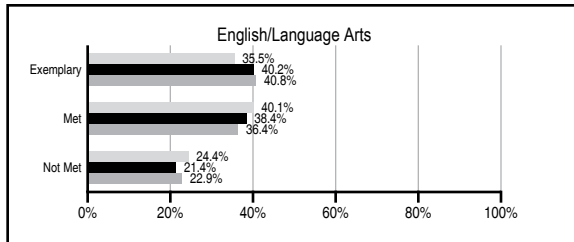
ABSOLUTE RATINGS OF ELEMENTARY SCHOOLS WITH STUDENTS LIKE OURS*

EXCELLENT	GOOD	AVERAGE	BELOW AVERAGE	AT-RISK
16	37	67	3	0

* Ratings are calculated with data available by 11/09/2011. Schools with Students Like Ours are Elementary Schools with Poverty Indices of no more than 5% above or below the index for this school.

PASS PERFORMANCE

Our School
 Elementary Schools with Students Like Ours
 Elementary schools statewide



NAEP PERFORMANCE*

* Performance reported for SC and nation, data not available at school level. Percentages at NAEP Achievement Levels.



SC PERFORMANCE VISION

By 2020 all students will graduate with the knowledge and skills necessary to compete successfully in the global economy, participate in a democratic society and contribute positively as members of families and communities.

Abbreviations Key

N/A Not Applicable N/AV Not Available N/C Not Collected N/R Not Reported I/S Insufficient Sample TBD To be determined

NI Newly Identified CSI Continuing School Improvement CA Corrective Action RP Plan to Restructure R Restructure DELAY School Improvement Status HOLD School Improvement Status

WILDER ELEMENTARY [Sumter 17]

SCHOOL PROFILE

	Our School	Change from Last Year	Elementary Schools with Students Like Ours	Median Elementary School
Students (n=466)				
Retention rate	0.2%	Down from 1.9%	1.2%	1.1%
Attendance rate	95.8%	Down from 96.5%	96.0%	96.2%
Served by gifted and talented program	8.7%	Up from 7.5%	13.9%	13.4%
With disabilities other than speech	5.3%	Down from 11.3%	5.2%	4.1%
Older than usual for grade	2.7%	Down from 2.8%	0.2%	0.3%
Out-of-school suspensions or expulsions for violent and/or criminal offenses	0.6%	Up from 0.4%	0.0%	0.0%
Teachers (n=34)				
Teachers with advanced degrees	58.8%	Down from 62.2%	60.9%	62.5%
Continuing contract teachers	73.5%	Down from 83.8%	90.2%	88.2%
Teachers returning from previous year	84.1%	Down from 87.7%	88.4%	87.8%
Teacher attendance rate	96.1%	Down from 96.5%	95.1%	95.2%
Average teacher salary*	\$43,735	Down 1.6%	\$46,767	\$46,773
Classes not taught by highly qualified teachers	0.0%	No Change	0.0%	0.0%
Professional development days/teacher	8.2 days	Up from 7.0 days	10.5 days	10.5 days
School				
Principal's years at school	8.0	Up from 7.0	4.0	4.0
Student-teacher ratio in core subjects	18.4 to 1	Up from 18.3 to 1	20.0 to 1	19.9 to 1
Prime instructional time	90.9%	Down from 92.5%	90.2%	90.4%
Opportunities in the arts	Good	No Change	Good	Good
SACS accreditation	Yes	No Change	Yes	Yes
Parents attending conferences	100.0%	No Change	100.0%	100.0%
Character development program	Excellent	No Change	Excellent	Excellent
Dollars spent per pupil**	\$6,773	Down 4.3%	\$7,271	\$7,447
Percent of expenditures for instruction**	67.6%	Down from 68.7%	68.3%	68.4%
Percent of expenditures for teacher salaries**	65.3%	Up from 62.1%	66.3%	65.8%
% of AYP objectives met	100.0%	No Change	92.3%	90.5%

* Length of contract = 185+ days.

** Prior year audited financial data available.

EVALUATION RESULTS

	Teachers	Students*	Parents*
Number of surveys returned	36	90	78
Percent satisfied with learning environment	86.1%	88.6%	84.0%
Percent satisfied with social and physical environment	94.4%	92.1%	85.7%
Percent satisfied with school-home relations	86.1%	92.1%	86.5%

*Only students at the highest elementary school grade level at this school and their parents were included.

Comprehensive detail, including definitions of ratings, performance criteria, and explanations of status, is available on www.ed.sc.gov and www.eoc.sc.gov as well as school and school district websites.

Printed versions are available from school districts upon request.

REPORT OF PRINCIPAL AND SCHOOL IMPROVEMENT COUNCIL

Throughout the 2010-2011 school year, Wilder Elementary School has remained steadfast in its data driven approach that fosters academic growth for all students. The utilization of Measures of Academic Performance (MAP) data provided teachers with the necessary information to meet the individual learning needs of all students 2-5. Along with gains made in Dominie Reading levels, the Wilder Elementary family was excited to see the year end MAP data reveal that we were on our way to "Going for the Gold" our theme for the year. These growth trends were enhanced through student /teacher goal setting, Soaring High Academy afterschool program which focused on the disabled population, daily RIT groups, implementation of professional learning teams led by our Curriculum Resource Teacher (CRT), and LeadS2Mart professional development. The in-depth focus on scientific-based strategies has enhanced our daily instructional delivery in the classroom. As a result of our hard work Wilder Elementary School most recent awards were Palmetto Gold (General Performance) and Silver (Closing the Achievement Gap).

Technology continues to enhance our instructional program. All classes are equipped with Interactive Whiteboards and LCD projectors. Our fourth and fifth grade students reinforce their math lessons with latitude laptops and iPod touch while the entire school has access to Active Expressions, Active votes and Audio book playa ways. At Wilder Elementary we are dedicated to preparing our students for the ever-changing digital age world.

Character development remains a priority at Wilder Elementary School. We started the year with mentoring for our boys in 3rd-5th single-gender classes. Boys Into Gentlemen (BIG) was implemented by two fathers from our school. "Tie Tuesday" was a special time for our boys to dress up and participate in small group discussions during recess time. Trips and behavior incentives were issued throughout the year. All students were given the opportunity to donate to Jump Rope for Heart, Leukemia Society with Pennies for Patients, Bear collection for Ronald McDonald house in memory of Hugh "Bear" Gibbons a second grader from Wilder Elementary School. To promote good citizenship in all of our students, weekly students were recognized for Terrific Kid, Writer of the Week, and SOARING High character.

The staff and Sumter community share the mission to provide all children with an opportunity to excel in academics and in personal and social areas. The school PTA and SIC have been dedicated to the needs of everyone at Wilder Elementary. Two dances were a hit this year Father/Daughter and Mother/Son, initiated by teachers and the 100th Day celebration included "100 Real Men Read."

With students, staff, parents and community working together, we can continue to "SOAR to the Highest."

Maria Newton-Ta'Bon, Principal
Amy Walters, SIC Chairperson

Abbreviations Key

N/A Not Applicable N/AV Not Available N/C Not Collected N/R Not Reported I/S Insufficient Sample TBD To be determined

NI Newly Identified CSI Continuing School Improvement CA Corrective Action RP Plan to Restructure R Restructure DELAY School Improvement Status HOLD School Improvement Status