



# SC Annual School Report Card Summary

**MILLWOOD ELEMENTARY**  
**Sumter 17**

**Grades: PK-5**

**Enrollment: 598**

**Principal: John B. Hilton Jr.**

**Superintendent: Mr. Randolph Bynum, Sr.**

**Board Chair: Mr. Larry D. Addison**

## PERFORMANCE

Comprehensive detail, including definitions of ratings, performance criteria, and explanations of status, is available on [www.ed.sc.gov](http://www.ed.sc.gov) and [www.eoc.sc.gov](http://www.eoc.sc.gov) as well as school and school district websites. Printed versions are available from school districts upon request.

YEAR	ABSOLUTE RATING	GROWTH RATING	PALMETTO GOLD AND SILVER AWARD		AYP STATUS	NCLB IMPROVEMENT STATUS
			General Performance	Closing the Gap		
2011	Excellent	Excellent	TBD	TBD	Met	N/A
2010	Good	Excellent	Gold	Silver	Met	N/A
2009	Good	Good	Silver	Silver	Met	N/A

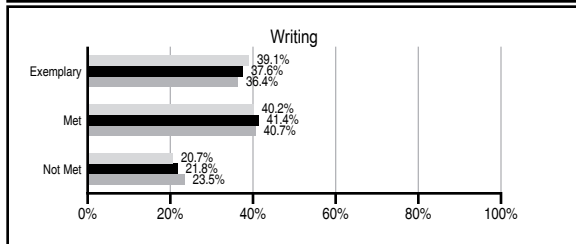
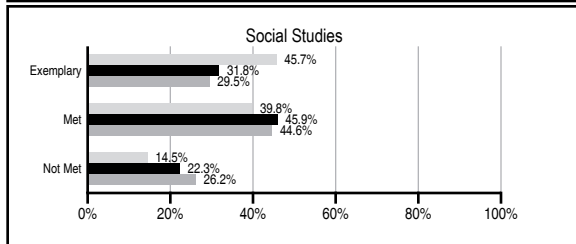
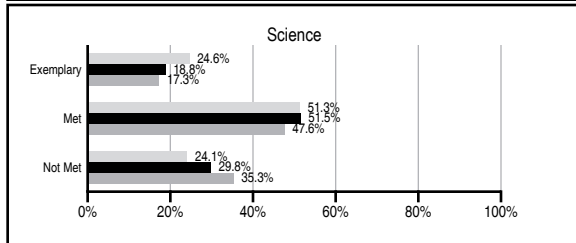
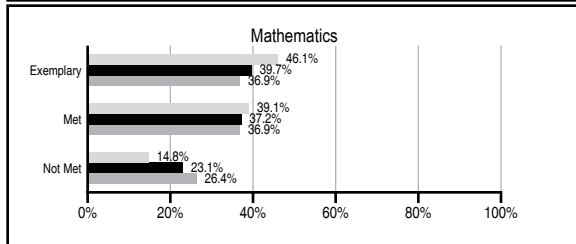
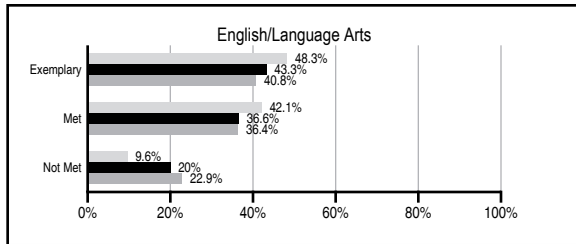
## ABSOLUTE RATINGS OF ELEMENTARY SCHOOLS WITH STUDENTS LIKE OURS\*

EXCELLENT	GOOD	AVERAGE	BELOW AVERAGE	AT-RISK
26	40	46	1	0

\* Ratings are calculated with data available by 11/09/2011. Schools with Students Like Ours are Elementary Schools with Poverty Indices of no more than 5% above or below the index for this school.



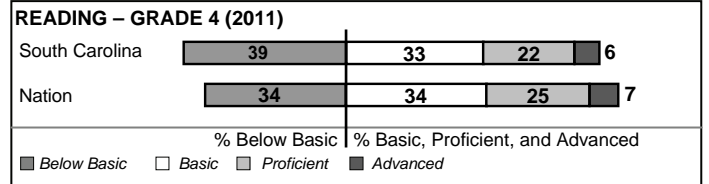
## PASS PERFORMANCE

Our School
  Elementary Schools with Students Like Ours
  Elementary schools statewide



## NAEP PERFORMANCE\*

\* Performance reported for SC and nation, data not available at school level. Percentages at NAEP Achievement Levels.



## SC PERFORMANCE VISION

*By 2020 all students will graduate with the knowledge and skills necessary to compete successfully in the global economy, participate in a democratic society and contribute positively as members of families and communities.*

### Abbreviations Key

N/A Not Applicable N/AV Not Available N/C Not Collected N/R Not Reported I/S Insufficient Sample TBD To be determined

NI Newly Identified CSI Continuing School Improvement CA Corrective Action RP Plan to Restructure R Restructure DELAY School Improvement Status HOLD School Improvement Status

# MILLWOOD ELEMENTARY [Sumter 17]

## SCHOOL PROFILE

	Our School	Change from Last Year	Elementary Schools with Students Like Ours	Median Elementary School
<b>Students (n=598)</b>				
Retention rate	3.3%	Up from 1.8%	1.1%	1.1%
Attendance rate	96.4%	Up from 96.0%	96.1%	96.2%
Served by gifted and talented program	14.4%	Up from 13.5%	14.8%	13.4%
With disabilities other than speech	4.0%	Down from 10.0%	4.5%	4.1%
Older than usual for grade	0.0%	Down from 1.7%	0.2%	0.3%
Out-of-school suspensions or expulsions for violent and/or criminal offenses	0.0%	No Change	0.0%	0.0%
<b>Teachers (n=47)</b>				
Teachers with advanced degrees	42.6%	Up from 34.0%	60.7%	62.5%
Continuing contract teachers	76.6%	Down from 83.0%	90.0%	88.2%
Teachers returning from previous year	89.1%	Up from 84.5%	88.5%	87.8%
Teacher attendance rate	95.9%	Up from 93.8%	95.2%	95.2%
Average teacher salary*	\$41,634	Up 0.7%	\$46,534	\$46,773
Classes not taught by highly qualified teachers	0.0%	Down from 5.9%	0.0%	0.0%
Professional development days/teacher	14.6 days	Up from 11.6 days	10.3 days	10.5 days
<b>School</b>				
Principal's years at school	22.0	Up from 21.0	4.0	4.0
Student-teacher ratio in core subjects	18.8 to 1	Down from 23.0 to 1	20.3 to 1	19.9 to 1
Prime instructional time	92.2%	Up from 89.4%	90.3%	90.4%
Opportunities in the arts	Good	No Change	Good	Good
SACS accreditation	Yes	No Change	Yes	Yes
Parents attending conferences	100.0%	No Change	100.0%	100.0%
Character development program	Average	No Change	Excellent	Excellent
Dollars spent per pupil**	\$6,151	Up 1.1%	\$6,955	\$7,447
Percent of expenditures for instruction**	71.3%	Down from 71.6%	68.5%	68.4%
Percent of expenditures for teacher salaries**	67.4%	Down from 69.4%	65.9%	65.8%
% of AYP objectives met	100.0%	No Change	93.1%	90.5%

\* Length of contract = 185+ days.

\*\* Prior year audited financial data available.

## EVALUATION RESULTS

	Teachers	Students*	Parents*
Number of surveys returned	49	97	70
Percent satisfied with learning environment	97.9%	85.6%	85.3%
Percent satisfied with social and physical environment	97.9%	76.3%	84.1%
Percent satisfied with school-home relations	97.9%	89.7%	80.6%

\*Only students at the highest elementary school grade level at this school and their parents were included.

## REPORT OF PRINCIPAL AND SCHOOL IMPROVEMENT COUNCIL

We had another great year at Millwood School. We have continued to build on our tradition of excellence through the collective hard work of our parents, teachers, and students. Our 2010-2011 school year held many successes, and we are proud of the numerous accomplishments of our students.

Our PTA had another fantastic year with a myriad of activities and programs for our students and teachers. We appreciate the support our PTA gives us through its volunteer program and financial assistance which work together to help us enjoy so many successful programs for our students and teachers. Our PTA sponsored its eighth annual Read-A-Thon lasting two weeks. Students received awards based on how much they read during the Read-A-Thon. This is a great opportunity to encourage students to do more reading. We truly appreciate the efforts of our PTA.

This year our Accelerated Reader Program was a huge success as our students continued with the establishment of "personal goals". More students than ever before were successful in attaining their goals and were rewarded with special Accelerated Reader Parties.

Our School Improvement Council met each month this year providing input on several issues, including our Title One Federal Programs and our School Improvement Plan.

Our faculty and staff continue to provide excellent instruction and learning opportunities each day in the classroom. In order to improve instruction, we assessed students using the Measures of Academic Progress (MAP) test. An analysis of these tests allowed us to group students based on academic achievement. Our MAP groups allowed teachers to provide differentiated instruction for students at differing achievement levels.

As in previous years, our character education activities included a character development "word of the week" which was discussed on the morning TV show each day with the students and reinforced by teachers in classroom activities. Positive reinforcement for good choices and respectful behavior was provided for students through our "Terrific Kids", "Magnificent Mustangs", and "Citizens of the Month" programs which rewarded students for appropriate interaction with their teachers and classmates.

We are always glad to have visitors and volunteers at Millwood School. We need the involvement of parents and community members. The education of children is always best achieved through teamwork. We need you on our team. Perhaps you might consider serving as a volunteer or as one of our Millwood Mentors and tutor some of our students. As always, we hope to see you soon at Millwood School.

Dr. John B. Hilton, Jr., Principal  
Mrs. Camiko Banks, SIC Chairperson

Comprehensive detail, including definitions of ratings, performance criteria, and explanations of status, is available on [www.ed.sc.gov](http://www.ed.sc.gov) and [www.eoc.sc.gov](http://www.eoc.sc.gov) as well as school and school district websites.

Printed versions are available from school districts upon request.

### Abbreviations Key

N/A Not Applicable N/AV Not Available N/C Not Collected N/R Not Reported I/S Insufficient Sample TBD To be determined

NI Newly Identified CSI Continuing School Improvement CA Corrective Action RP Plan to Restructure R Restructure DELAY School Improvement Status HOLD School Improvement Status