



SC Annual School Report Card Summary

LEMIRA ELEMENTARY
Sumter 17

Grades: PK-5

Enrollment: 565

Principal: Delcia Harper-Baxter

Superintendent: Mr. Randolph Bynum, Sr.

Board Chair: Mr. Larry D. Addison

PERFORMANCE

Comprehensive detail, including definitions of ratings, performance criteria, and explanations of status, is available on www.ed.sc.gov and www.eoc.sc.gov as well as school and school district websites. Printed versions are available from school districts upon request.

YEAR	ABSOLUTE RATING	GROWTH RATING	PALMETTO GOLD AND SILVER AWARD		AYP STATUS	NCLB IMPROVEMENT STATUS
			General Performance	Closing the Gap		
2011	Average	Average	TBD	TBD	Met	N/A
2010	Average	Average	N/A	N/A	Met	N/A
2009	Average	Excellent	Gold	Silver	Met	RP-DELAY

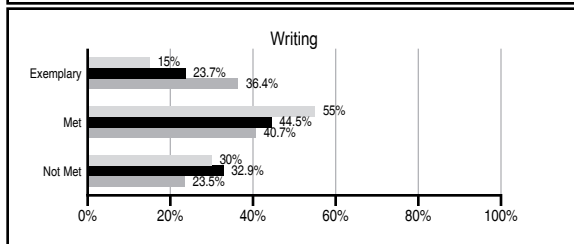
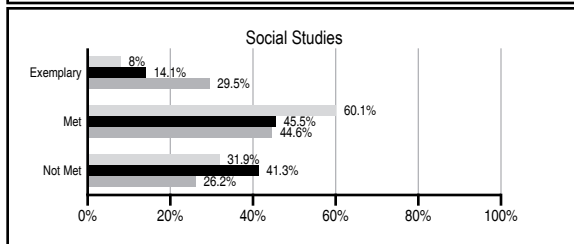
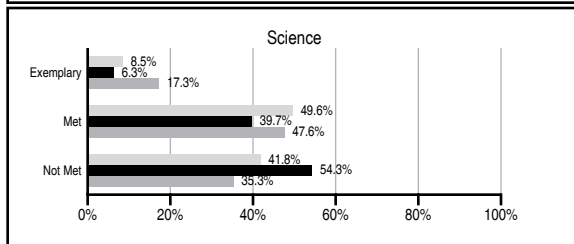
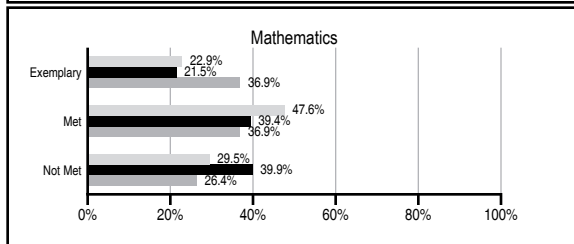
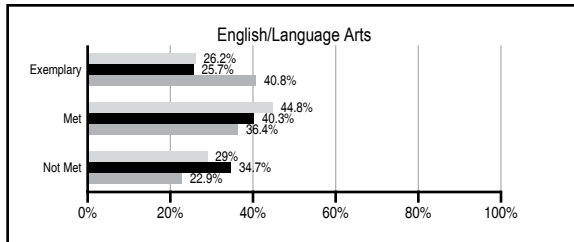
ABSOLUTE RATINGS OF ELEMENTARY SCHOOLS WITH STUDENTS LIKE OURS*

EXCELLENT	GOOD	AVERAGE	BELOW AVERAGE	AT-RISK
0	4	65	44	19

* Ratings are calculated with data available by 11/09/2011. Schools with Students Like Ours are Elementary Schools with Poverty Indices of no more than 5% above or below the index for this school.



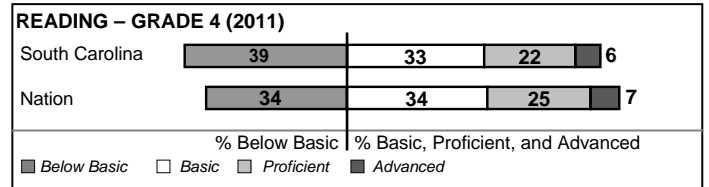
PASS PERFORMANCE

Our School
 Elementary Schools with Students Like Ours
 Elementary schools statewide



NAEP PERFORMANCE*

* Performance reported for SC and nation, data not available at school level. Percentages at NAEP Achievement Levels.



SC PERFORMANCE VISION

By 2020 all students will graduate with the knowledge and skills necessary to compete successfully in the global economy, participate in a democratic society and contribute positively as members of families and communities.

Abbreviations Key

N/A Not Applicable N/AV Not Available N/C Not Collected N/R Not Reported I/S Insufficient Sample TBD To be determined

NI Newly Identified CSI Continuing School Improvement CA Corrective Action RP Plan to Restructure R Restructure DELAY School Improvement Status HOLD School Improvement Status

LEMIRA ELEMENTARY [Sumter 17]

SCHOOL PROFILE

	Our School	Change from Last Year	Elementary Schools with Students Like Ours	Median Elementary School
Students (n=565)				
Retention rate	3.8%	Down from 5.6%	1.5%	1.1%
Attendance rate	95.3%	Down from 95.6%	96.0%	96.2%
Served by gifted and talented program	3.5%	Up from 1.7%	5.1%	13.4%
With disabilities other than speech	6.4%	Down from 11.2%	4.4%	4.1%
Older than usual for grade	0.4%	Down from 1.3%	0.6%	0.3%
Out-of-school suspensions or expulsions for violent and/or criminal offenses	0.0%	No Change	0.0%	0.0%
Teachers (n=42)				
Teachers with advanced degrees	57.1%	Up from 56.8%	61.7%	62.5%
Continuing contract teachers	90.5%	Up from 81.8%	81.8%	88.2%
Teachers returning from previous year	91.0%	Up from 89.6%	84.4%	87.8%
Teacher attendance rate	94.0%	Down from 95.1%	95.2%	95.2%
Average teacher salary*	\$43,766	Up 2.0%	\$45,155	\$46,773
Classes not taught by highly qualified teachers	0.0%	Down from 2.0%	0.0%	0.0%
Professional development days/teacher	8.3 days	Down from 17.2 days	10.8 days	10.5 days
School				
Principal's years at school	17.0	Up from 16.0	3.0	4.0
Student-teacher ratio in core subjects	13.2 to 1	Down from 15.2 to 1	17.5 to 1	19.9 to 1
Prime instructional time	88.9%	Down from 89.5%	90.1%	90.4%
Opportunities in the arts	Good	No Change	Good	Good
SACS accreditation	Yes	No Change	Yes	Yes
Parents attending conferences	100.0%	No Change	100.0%	100.0%
Character development program	Excellent	No Change	Excellent	Excellent
Dollars spent per pupil**	\$7,829	Up 2.8%	\$8,733	\$7,447
Percent of expenditures for instruction**	69.9%	Up from 69.6%	67.3%	68.4%
Percent of expenditures for teacher salaries**	65.5%	Down from 66.7%	63.8%	65.8%
% of AYP objectives met	100.0%	No Change	76.9%	90.5%

* Length of contract = 185+ days.

** Prior year audited financial data available.

EVALUATION RESULTS

	Teachers	Students*	Parents*
Number of surveys returned	35	80	59
Percent satisfied with learning environment	100.0%	86.3%	94.3%
Percent satisfied with social and physical environment	97.1%	85.0%	92.6%
Percent satisfied with school-home relations	88.6%	89.7%	98.2%

*Only students at the highest elementary school grade level at this school and their parents were included.

REPORT OF PRINCIPAL AND SCHOOL IMPROVEMENT COUNCIL

"Excellence by Exceeding Expectations: Creating College Bound Students," the school-wide theme embraced by the Lemira family and community was inspired by our mission to develop the whole child to be productive and competent members of society through challenging learning opportunities.

Teachers participating in on-going professional development used their knowledge to address individual needs through small and whole group instruction with strategies such as using reading to teach math and effective math notebooking. Students attended both the math and science labs at least twice a month using these learned strategies. Driven by sources of data, instruction incorporated critical thinking and problem solving. Teachers were equipped with skills for effective implementation of conferencing in reading, writing, and math. Daily conferencing occurred during independent reading and Writer's Workshop. Conferencing provided opportunities for students to take ownership of their learning and assisted teachers in gathering information for small group instruction.

Mrs. Kimberly Johnston was the 2010-2011 Teacher of the Year for both Lemira Elementary School and Sumter School District 17! The South Carolina Counselor's Association awarded our counselor, Mr. Zan Pender with the Human Rights Award, and our principal, Mrs. Delcia Harper-Baxter, with the Administrator of the Year Award. Mrs. Harper-Baxter also received the Principal of the Year Award from the National Alliance of Black School Educators.

One of 21 schools in the state, Lemira received recognition as an exemplary school for implementation of the Positive Behavior Intervention Support Initiative and improved discipline. In its inaugural year, the Lemira Golden Steppers won first and second place in local competitions. The Lemira Percussion Ensemble performed at the 4th Annual World's Children Festival in Washington, D C, and performed during the opening ceremony at the Spoleto Festival in Charleston, S C. SCETV broadcasted a special entitled "It Can Be Done" which focused on the literacy program at Lemira.

As we educate the whole child by teaching with rigor and challenging them to achieve excellence, our children WILL EXCEED EXPECTATIONS!

Delcia Harper-Baxter, Principal
Leslie Dowling, SIC Chairperson

Comprehensive detail, including definitions of ratings, performance criteria, and explanations of status, is available on www.ed.sc.gov and www.eoc.sc.gov as well as school and school district websites.

Printed versions are available from school districts upon request.

Abbreviations Key

N/A Not Applicable N/AV Not Available N/C Not Collected N/R Not Reported I/S Insufficient Sample TBD To be determined
NI Newly Identified CSI Continuing School Improvement CA Corrective Action RP Plan to Restructure R Restructure DELAY School Improvement Status HOLD School Improvement Status