

SC Annual School Report Card Summary

ALICE DRIVE ELEMENTARY
Sumter 17
Grades: PK-5 Enrollment: 664
Principal: Debra W. Thomas
Superintendent: Mr. Randolph Bynum, Sr.
Board Chair: Mr. Larry D. Addison

PERFORMANCE

Comprehensive detail, including definitions of ratings, performance criteria, and explanations of status, is available on www.ed.sc.gov and www.eoc.sc.gov as well as school and school district websites. Printed versions are available from school districts upon request.

| YEAR | ABSOLUTE RATING | GROWTH RATING | PALMETTO GOLD AND SILVER AWARD | | AYP STATUS | NCLB IMPROVEMENT STATUS |
|------|-----------------|---------------|--------------------------------|-----------------|------------|-------------------------|
| | | | General Performance | Closing the Gap | | |
| 2011 | Good | Good | TBD | TBD | Not Met | N/A |
| 2010 | Good | Good | Silver | Silver | Met | N/A |
| 2009 | Good | Excellent | Gold | Silver | Met | CSI-DELAY |

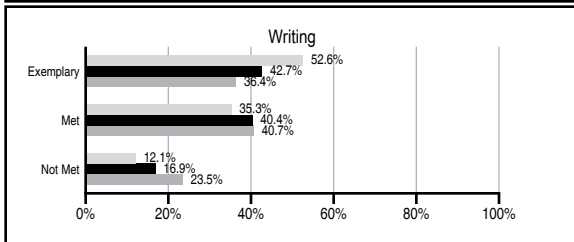
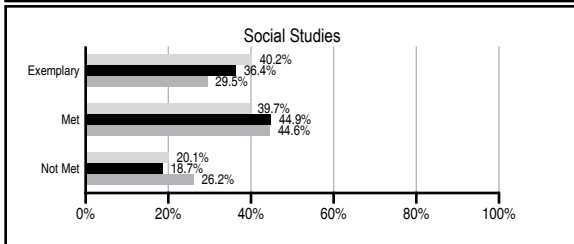
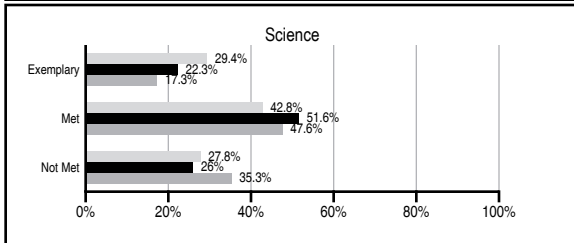
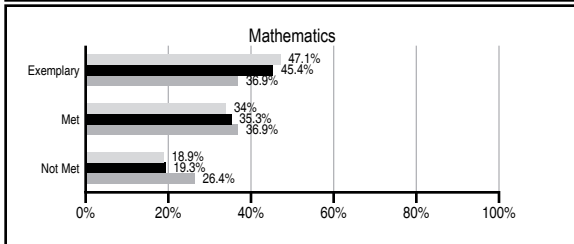
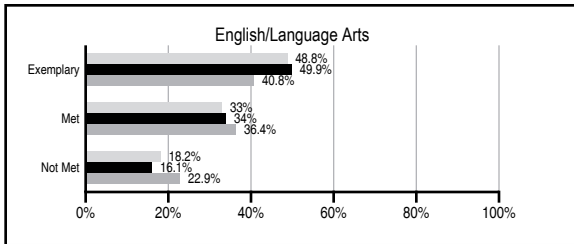
ABSOLUTE RATINGS OF ELEMENTARY SCHOOLS WITH STUDENTS LIKE OURS*

| EXCELLENT | GOOD | AVERAGE | BELOW AVERAGE | AT-RISK |
|-----------|------|---------|---------------|---------|
| 29 | 30 | 10 | 0 | 0 |

* Ratings are calculated with data available by 11/09/2011. Schools with Students Like Ours are Elementary Schools with Poverty Indices of no more than 5% above or below the index for this school.



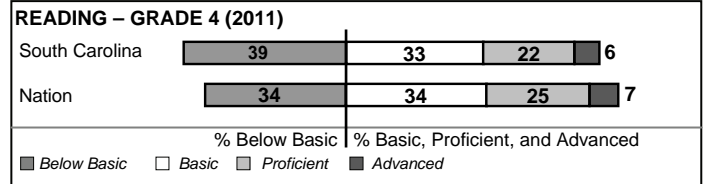
PASS PERFORMANCE

Our School
 Elementary Schools with Students Like Ours
 Elementary schools statewide



NAEP PERFORMANCE*

* Performance reported for SC and nation, data not available at school level. Percentages at NAEP Achievement Levels.



SC PERFORMANCE VISION

By 2020 all students will graduate with the knowledge and skills necessary to compete successfully in the global economy, participate in a democratic society and contribute positively as members of families and communities.

Abbreviations Key

N/A Not Applicable N/AV Not Available N/C Not Collected N/R Not Reported I/S Insufficient Sample TBD To be determined

NI Newly Identified CSI Continuing School Improvement CA Corrective Action RP Plan to Restructure R Restructure DELAY School Improvement Status HOLD School Improvement Status

ALICE DRIVE ELEMENTARY [Sumter 17]

SCHOOL PROFILE

| | Our School | Change from Last Year | Elementary Schools with Students Like Ours | Median Elementary School |
|--|------------|-----------------------|--|--------------------------|
| Students (n=664) | | | | |
| Retention rate | 1.0% | Down from 1.5% | 0.8% | 1.1% |
| Attendance rate | 96.1% | Down from 96.5% | 96.2% | 96.2% |
| Served by gifted and talented program | 20.3% | Up from 15.2% | 19.9% | 13.4% |
| With disabilities other than speech | 3.8% | Down from 7.9% | 3.3% | 4.1% |
| Older than usual for grade | 0.6% | Down from 0.8% | 0.2% | 0.3% |
| Out-of-school suspensions or expulsions for violent and/or criminal offenses | 0.0% | No Change | 0.0% | 0.0% |
| Teachers (n=41) | | | | |
| Teachers with advanced degrees | 65.9% | Up from 62.2% | 65.4% | 62.5% |
| Continuing contract teachers | 87.8% | Up from 86.7% | 90.0% | 88.2% |
| Teachers returning from previous year | 89.6% | Up from 89.1% | 90.3% | 87.8% |
| Teacher attendance rate | 95.0% | Down from 95.6% | 95.0% | 95.2% |
| Average teacher salary* | \$46,773 | Up 1.8% | \$48,492 | \$46,773 |
| Classes not taught by highly qualified teachers | 0.0% | No Change | 0.0% | 0.0% |
| Professional development days/teacher | 15.3 days | Up from 9.0 days | 11.0 days | 10.5 days |
| School | | | | |
| Principal's years at school | 13.0 | Up from 12.0 | 5.0 | 4.0 |
| Student-teacher ratio in core subjects | 18.4 to 1 | Up from 17.0 to 1 | 20.8 to 1 | 19.9 to 1 |
| Prime instructional time | 90.8% | Down from 91.8% | 90.3% | 90.4% |
| Opportunities in the arts | Good | No Change | Good | Good |
| SACS accreditation | Yes | No Change | Yes | Yes |
| Parents attending conferences | 100.0% | Up from 99.0% | 100.0% | 100.0% |
| Character development program | Excellent | No Change | Excellent | Excellent |
| Dollars spent per pupil** | \$6,552 | Down 3.9% | \$6,890 | \$7,447 |
| Percent of expenditures for instruction** | N/A | N/A | 69.1% | 68.4% |
| Percent of expenditures for teacher salaries** | 69.1% | Down from 69.5% | 67.0% | 65.8% |
| % of AYP objectives met | 94.1% | Down from 100.0% | 94.7% | 90.5% |

* Length of contract = 185+ days.

** Prior year audited financial data available.

EVALUATION RESULTS

| | Teachers | Students* | Parents* |
|--|----------|-----------|----------|
| Number of surveys returned | 31 | 115 | 83 |
| Percent satisfied with learning environment | 100.0% | 90.4% | 92.6% |
| Percent satisfied with social and physical environment | 100.0% | 91.2% | 92.6% |
| Percent satisfied with school-home relations | 100.0% | 92.0% | 93.8% |

*Only students at the highest elementary school grade level at this school and their parents were included.

REPORT OF PRINCIPAL AND SCHOOL IMPROVEMENT COUNCIL

Alice Drive Elementary (ADE) had another exciting year! Our focus on the whole child provided the year with much improvement in academics as well as enhancement of the arts. The staff and students at ADE continue to strive to make our school the best it can possibly be. We have a school that is warm, inviting, and dedicated to serving our students and parents so that all can be a positive force in our community.

Our test scores continued to show improvement with Alice Drive receiving the Palmetto Silver Award for test scores and Palmetto Silver Award for improvement of test scores. We had an emphasis on writing this year with year-long staff development on this subject. Use of technology in the classroom grew as teachers and students used the Promethean Boards for hands-on, interactive instruction in all academic areas. Classworks, a computer based program that uses interactive reading and math activities on the students' instructional levels, had increased in use in the classrooms as well as the computer lab. Field trips to places like Historical Camden, the State Museum, Department of Natural Resources, and Patriot Hall enhanced the learning with experiences that brought lessons to life for our students.

Family Art Night was added to our family events. This event, along with Family Science Night, parent workshops, PTA events, Military Family Night, and other special events, provided parents with opportunities to come and enjoy evenings and other times with their children. Our parent workshops gave our parents information on reading, math, and testing to provide them with the skills to help their children at home.

As another indicator of the quality of our faculty, three of our teachers completed their Masters Degrees. Most of our teachers attended workshops, graduate classes, and in-services to improve their knowledge and expand their repertoire of activities for their classrooms.

We continued our commitment to our community by providing ways for our students to contribute to local efforts. The student body participated in fund raisers for the Salvation Army with the Angel Tree and canned food drive, St. Jude's Hospital with the fourth grade Mathathon, as well as recycling to help lessen ADE's carbon footprint. ADE diligently has pursued its mission to provide a positive school environment and provide developmentally appropriate learning experiences for all our students. Incorporation of programs such as Reading Recovery, READ 180, math manipulatives, technology, as well as strategies for learning has provided all students a chance to learn and grow. We strive to make ADE a place where everyone feels welcome and where everyone can become a part of our community.

Debbie Thomas, Principal
Paige McCluskey, SIC chair

Comprehensive detail, including definitions of ratings, performance criteria, and explanations of status, is available on www.ed.sc.gov and www.eoc.sc.gov as well as school and school district websites.

Printed versions are available from school districts upon request.

Abbreviations Key

N/A Not Applicable N/AV Not Available N/C Not Collected N/R Not Reported I/S Insufficient Sample TBD To be determined

NI Newly Identified CSI Continuing School Improvement CA Corrective Action RP Plan to Restructure R Restructure DELAY School Improvement Status HOLD School Improvement Status