



SC Annual School Report Card Summary

POCALLA SPRINGS ELEMENTARY
Sumter 2
Grades: PK-5 Enrollment: 915
Principal: Dr. Laura Brown
Superintendent: Randolph D. Bynum, Sr.
Board Chair: Mr. Larry Addison

PERFORMANCE

Comprehensive detail, including definitions of ratings, performance criteria, and explanations of status, is available on www.ed.sc.gov and www.eoc.sc.gov as well as school and school district websites. Printed versions are available from school districts upon request.

YEAR	ABSOLUTE RATING	GROWTH RATING	PALMETTO GOLD AND SILVER AWARD		AYP STATUS	NCLB IMPROVEMENT STATUS
			General Performance	Closing the Gap		
2011	Average	Average	TBD	TBD	Not Met	RP
2010	Average	Average	N/A	N/A	Met	CA-DELAY
2009	Average	Average	N/A	N/A	Not Met	CA

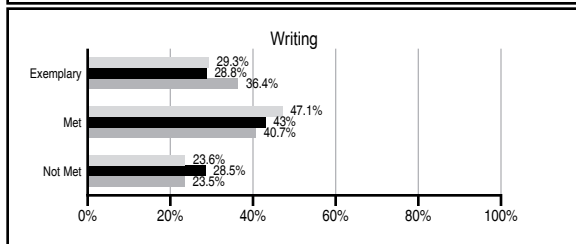
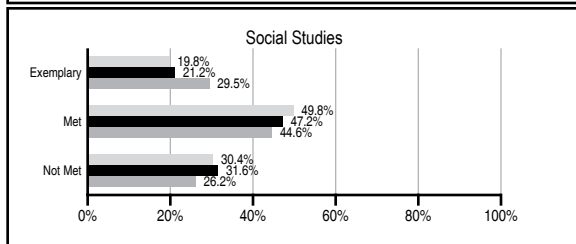
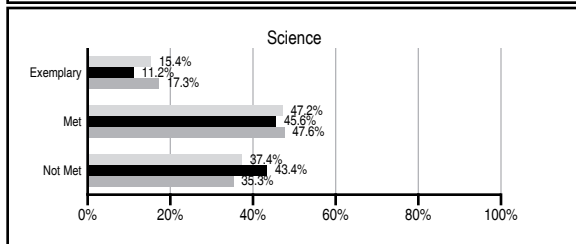
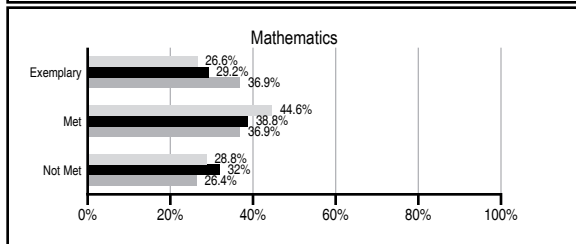
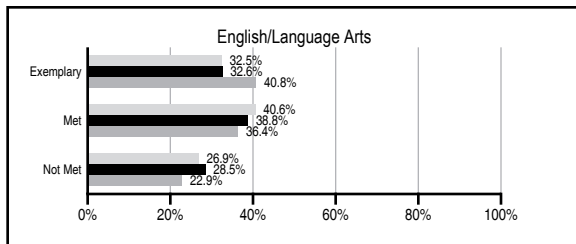
ABSOLUTE RATINGS OF ELEMENTARY SCHOOLS WITH STUDENTS LIKE OURS*

EXCELLENT	GOOD	AVERAGE	BELOW AVERAGE	AT-RISK
6	12	96	18	4

* Ratings are calculated with data available by 11/09/2011. Schools with Students Like Ours are Elementary Schools with Poverty Indices of no more than 5% above or below the index for this school.

PASS PERFORMANCE

Our School
 Elementary Schools with Students Like Ours
 Elementary schools statewide



NAEP PERFORMANCE*

* Performance reported for SC and nation, data not available at school level. Percentages at NAEP Achievement Levels.



SC PERFORMANCE VISION

By 2020 all students will graduate with the knowledge and skills necessary to compete successfully in the global economy, participate in a democratic society and contribute positively as members of families and communities.

Abbreviations Key

N/A Not Applicable N/AV Not Available N/C Not Collected N/R Not Reported I/S Insufficient Sample TBD To be determined

NI Newly Identified CSI Continuing School Improvement CA Corrective Action RP Plan to Restructure R Restructure DELAY School Improvement Status HOLD School Improvement Status

POCALLA SPRINGS ELEMENTARY [Sumter 2]

SCHOOL PROFILE

	Our School	Change from Last Year	Elementary Schools with Students Like Ours	Median Elementary School
Students (n=915)				
Retention rate	4.0%	No Change	1.5%	1.1%
Attendance rate	95.6%	Down from 96.2%	95.9%	96.2%
Served by gifted and talented program	12.5%	Up from 10.3%	8.6%	13.4%
With disabilities other than speech	2.1%	Down from 7.9%	4.5%	4.1%
Older than usual for grade	0.6%	Down from 1.6%	0.5%	0.3%
Out-of-school suspensions or expulsions for violent and/or criminal offenses	0.2%	Up from 0.1%	0.0%	0.0%
Teachers (n=52)				
Teachers with advanced degrees	44.2%	Up from 40.7%	60.8%	62.5%
Continuing contract teachers	92.3%	Up from 79.7%	86.7%	88.2%
Teachers returning from previous year	81.9%	Up from 77.6%	86.5%	87.8%
Teacher attendance rate	97.0%	Up from 96.6%	95.1%	95.2%
Average teacher salary*	\$41,897	Down 1.0%	\$45,792	\$46,773
Classes not taught by highly qualified teachers	0.0%	No Change	0.0%	0.0%
Professional development days/teacher	13.2 days	Up from 11.0 days	10.5 days	10.5 days
School				
Principal's years at school	5.0	Down from 6.0	4.0	4.0
Student-teacher ratio in core subjects	22.9 to 1	Up from 19.5 to 1	18.9 to 1	19.9 to 1
Prime instructional time	92.4%	Up from 92.3%	90.0%	90.4%
Opportunities in the arts	Good	No Change	Good	Good
SACS accreditation	Yes	No Change	Yes	Yes
Parents attending conferences	100.0%	No Change	100.0%	100.0%
Character development program	Excellent	No Change	Excellent	Excellent
Dollars spent per pupil**	\$6,506	Up 4.0%	\$7,626	\$7,447
Percent of expenditures for instruction**	63.6%	Down from 65.2%	67.0%	68.4%
Percent of expenditures for teacher salaries**	60.9%	Up from 59.8%	64.1%	65.8%
% of AYP objectives met	88.2%	Down from 100.0%	85.7%	90.5%

* Length of contract = 185+ days.

** Prior year audited financial data available.

REPORT OF PRINCIPAL AND SCHOOL IMPROVEMENT COUNCIL

Pocalla Springs is the largest elementary school in Sumter County, located in a rural area in the southeastern portion of the county. With a population of more than 900 students coming from varying backgrounds, and low socio-economic status families, the academic level of the students continue to grow. As a result of the commitment of the administration, teachers, parents, community, and students, PSES met AYP last year.

The staff at PSES is committed to providing a challenging, safe, and positive learning environment for everyone. To ensure safety, surveillance cameras were installed throughout the school. Instruction is centered around the strengths and weaknesses of each student. There is no one size fits all model for instruction. At PSES, we continue to see an increase in our test scores. It is our primary goal to constantly evaluate our effectiveness as a school. During the 2010-11 school year, we prided ourselves in developing and putting forth a positive effort toward developing a learning community for students, teachers, and parents. The PTA purchased classroom materials and resources and continues to offer opportunities for parents to be a part of our school.

The community and local businesses provide the students with firsthand knowledge of career opportunities beneficial for the future of our students. The School Improvement Council works with the administration and teachers to ensure the best for all students. The parent facilitator provides parents with strategies and resources to prepare students for school. Pocalla will continue to have a proud tradition of excellence and will strive to make improvements in student achievement.

Lucille McQuilla, Principal

Kelly Jordan, School Improvement Council Chairperson

EVALUATION RESULTS

	Teachers	Students*	Parents*
Number of surveys returned	38	132	74
Percent satisfied with learning environment	94.6%	95.4%	86.5%
Percent satisfied with social and physical environment	100.0%	93.1%	93.2%
Percent satisfied with school-home relations	86.8%	87.7%	82.2%

*Only students at the highest elementary school grade level at this school and their parents were included.

Comprehensive detail, including definitions of ratings, performance criteria, and explanations of status, is available on www.ed.sc.gov and www.eoc.sc.gov as well as school and school district websites.

Printed versions are available from school districts upon request.

Abbreviations Key

N/A Not Applicable N/AV Not Available N/C Not Collected N/R Not Reported I/S Insufficient Sample TBD To be determined
NI Newly Identified CSI Continuing School Improvement CA Corrective Action RP Plan to Restructure R Restructure DELAY School Improvement Status HOLD School Improvement Status