



SC Annual School Report Card Summary

CHERRYVALE ELEMENTARY
Sumter 2

Grades: PK-5

Enrollment: 489

Principal: Jeannie Pressley

Superintendent: Randolph D. Bynum, Sr.

Board Chair: Mr. Larry Addison

PERFORMANCE

Comprehensive detail, including definitions of ratings, performance criteria, and explanations of status, is available on www.ed.sc.gov and www.eoc.sc.gov as well as school and school district websites. Printed versions are available from school districts upon request.

YEAR	ABSOLUTE RATING	GROWTH RATING	PALMETTO GOLD AND SILVER AWARD		AYP STATUS	NCLB IMPROVEMENT STATUS
			General Performance	Closing the Gap		
2011	Average	Average	TBD	TBD	Not Met	RP
2010	Average	Below Average	N/A	N/A	Not Met	CA
2009	Average	Average	N/A	N/A	Met	CSI-DELAY

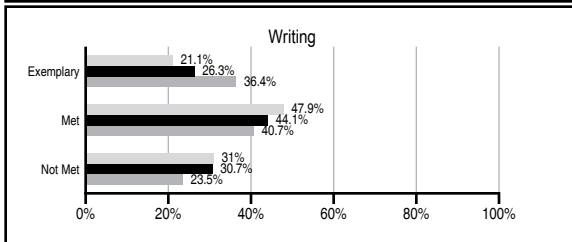
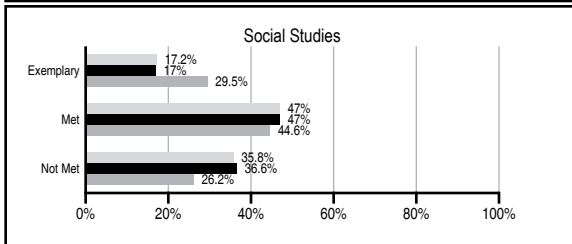
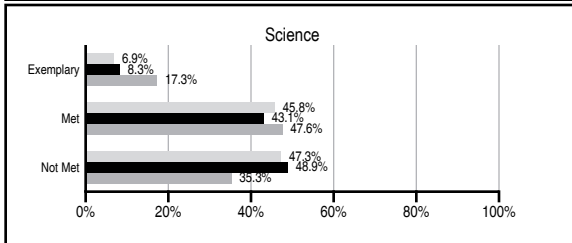
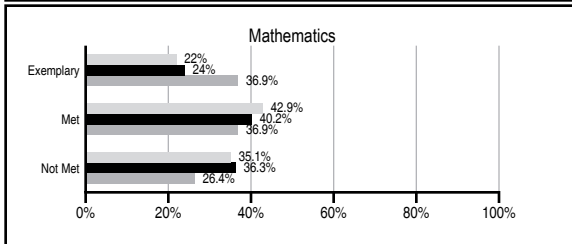
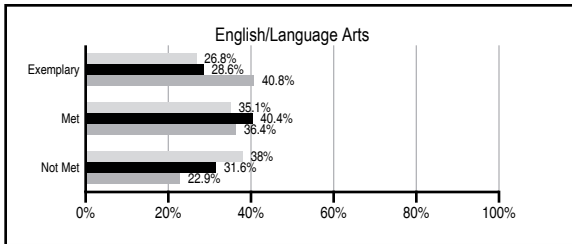
ABSOLUTE RATINGS OF ELEMENTARY SCHOOLS WITH STUDENTS LIKE OURS*

EXCELLENT	GOOD	AVERAGE	BELOW AVERAGE	AT-RISK
3	7	108	43	14

*Ratings are calculated with data available by 11/09/2011. Schools with Students Like Ours are Elementary Schools with Poverty Indices of no more than 5% above or below the index for this school.



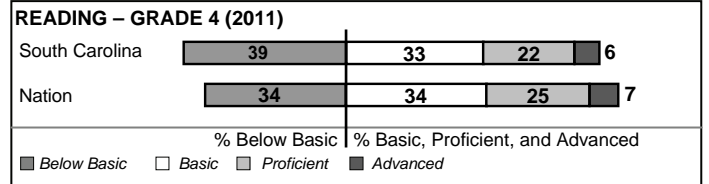
PASS PERFORMANCE

Our School
 Elementary Schools with Students Like Ours
 Elementary schools statewide



NAEP PERFORMANCE*

* Performance reported for SC and nation, data not available at school level. Percentages at NAEP Achievement Levels.



SC PERFORMANCE VISION

By 2020 all students will graduate with the knowledge and skills necessary to compete successfully in the global economy, participate in a democratic society and contribute positively as members of families and communities.

Abbreviations Key

N/A Not Applicable N/AV Not Available N/C Not Collected N/R Not Reported I/S Insufficient Sample TBD To be determined

NI Newly Identified CSI Continuing School Improvement CA Corrective Action RP Plan to Restructure R Restructure DELAY School Improvement Status HOLD School Improvement Status

CHERRYVALE ELEMENTARY [Sumter 2]

SCHOOL PROFILE

	Our School	Change from Last Year	Elementary Schools with Students Like Ours	Median Elementary School
Students (n=489)				
Retention rate	1.5%	Down from 3.3%	1.5%	1.1%
Attendance rate	97.6%	Up from 96.2%	95.9%	96.2%
Served by gifted and talented program	9.1%	Up from 6.0%	6.4%	13.4%
With disabilities other than speech	5.0%	Down from 17.4%	4.5%	4.1%
Older than usual for grade	1.0%	Down from 2.6%	0.5%	0.3%
Out-of-school suspensions or expulsions for violent and/or criminal offenses	0.0%	No Change	0.0%	0.0%
Teachers (n=34)				
Teachers with advanced degrees	76.5%	Down from 77.1%	60.9%	62.5%
Continuing contract teachers	91.2%	Up from 80.0%	83.3%	88.2%
Teachers returning from previous year	85.4%	Up from 80.6%	85.5%	87.8%
Teacher attendance rate	95.6%	Down from 96.0%	95.1%	95.2%
Average teacher salary*	\$44,736	Up 0.7%	\$45,377	\$46,773
Classes not taught by highly qualified teachers	0.0%	No Change	0.0%	0.0%
Professional development days/teacher	11.2 days	Down from 12.6 days	10.2 days	10.5 days
School				
Principal's years at school	5.0	Up from 4.0	3.0	4.0
Student-teacher ratio in core subjects	20.6 to 1	Up from 14.0 to 1	18.2 to 1	19.9 to 1
Prime instructional time	92.9%	Up from 91.0%	90.0%	90.4%
Opportunities in the arts	Good	No Change	Good	Good
SACS accreditation	Yes	No Change	Yes	Yes
Parents attending conferences	68.8%	Down from 76.5%	100.0%	100.0%
Character development program	Excellent	No Change	Excellent	Excellent
Dollars spent per pupil**	\$7,395	Down 5.4%	\$8,016	\$7,447
Percent of expenditures for instruction**	68.3%	No Change	67.9%	68.4%
Percent of expenditures for teacher salaries**	65.6%	Up from 64.3%	64.6%	65.8%
% of AYP objectives met	78.9%	Down from 95.2%	76.9%	90.5%

* Length of contract = 185+ days.

** Prior year audited financial data available.

EVALUATION RESULTS

	Teachers	Students*	Parents*
Number of surveys returned	37	90	67
Percent satisfied with learning environment	91.7%	81.1%	82.1%
Percent satisfied with social and physical environment	91.9%	83.3%	81.0%
Percent satisfied with school-home relations	60.0%	82.0%	82.8%

*Only students at the highest elementary school grade level at this school and their parents were included.

REPORT OF PRINCIPAL AND SCHOOL IMPROVEMENT COUNCIL

Cherryvale Elementary School is committed to improving student achievement by holding high expectations for all students. Our curriculum continues to be standards-driven with the staff receiving continuous opportunities for staff development training in Best Practices. This year, we focused on increasing our math skills and strengthening our literacy program. Teachers were provided the opportunity to participate in a variety of literacy and math workshops. Teachers also received training that involved utilization of Project Read, Calendar Math, and Teaching American History.

Many of our students take advantage of our after-school programs and morning study groups. During this time, teachers provide enrichment activities to reinforce and challenge student learning. Content is based on the needs of the students. Benchmark tests, MAP scores, and PASS results aid us in determining the individual and/or class areas of weakness.

Parents have been actively involved in school activities such as Family Reading Night, Math Day, Science Night, and Winter Wonderland Festival. Parents are also offered training and materials for working with their child through our Parent Resource Center. Topics covered include reading, math, science, and social studies. The media center is available for parents to search websites and print materials that can be used if no computer is available in the home.

To ensure that we continue to provide the best for our students, our site based planning team reviews our school plan each year and makes recommendation for modifications. The plan is shared with our Title I /School Improvement Council, parents, and community members to receive suggestions from them as well.

Our students come to school at many different academic levels and have various social and emotional needs. We are proud to have a staff that works so diligently to address the needs of each individual student. We are looking forward to another year of "Learning with Love and Laughter."

Jeannie Pressley, Principal
Anita Tobiere, School Improvement Council Chairperson

Comprehensive detail, including definitions of ratings, performance criteria, and explanations of status, is available on www.ed.sc.gov and www.eoc.sc.gov as well as school and school district websites.

Printed versions are available from school districts upon request.

Abbreviations Key

N/A Not Applicable N/AV Not Available N/C Not Collected N/R Not Reported I/S Insufficient Sample TBD To be determined
NI Newly Identified CSI Continuing School Improvement CA Corrective Action RP Plan to Restructure R Restructure DELAY School Improvement Status HOLD School Improvement Status