

SC Annual School Report Card Summary

MCCARTHY/TESZLER LEARNING CENTER
Spartanburg 7
Grades: PK-12 Enrollment: 228
Principal: Cheryl Revels
Superintendent: Dr. Russell W. Booker
Board Chair: Sharon D. Porter

PERFORMANCE

Comprehensive detail, including definitions of ratings, performance criteria, and explanations of status, is available on www.ed.sc.gov and www.eoc.sc.gov as well as school and school district websites. Printed versions are available from school districts upon request.

YEAR	ABSOLUTE RATING	GROWTH RATING	PALMETTO GOLD AND SILVER AWARD		AYP STATUS	NCLB IMPROVEMENT STATUS
			General Performance	Closing the Gap		
2011	At-Risk	At-Risk	TBD	TBD	Not Met	N/A
2010	At-Risk	At-Risk	N/A	N/A	Not Met	N/A
2009	At-Risk	At-Risk	N/A	N/A	Not Met	N/A

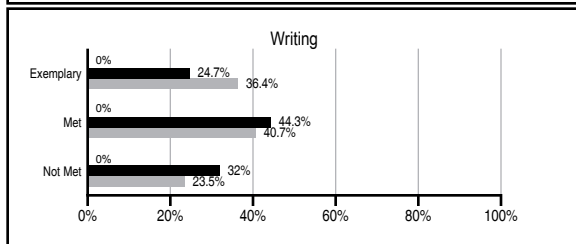
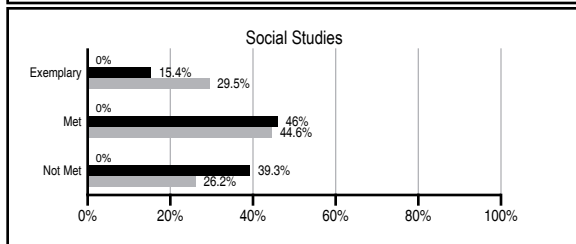
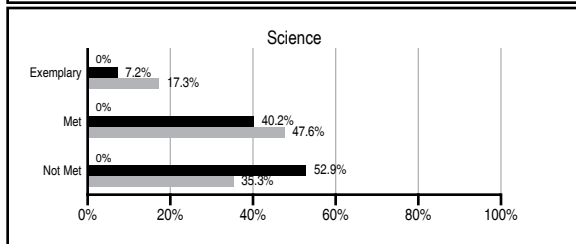
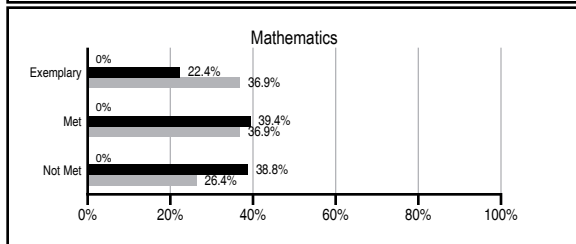
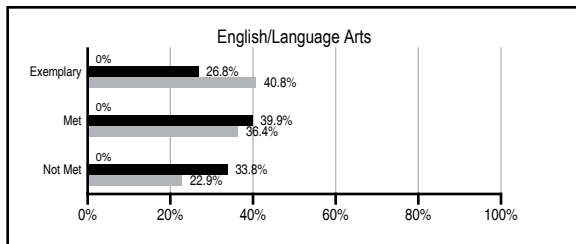
ABSOLUTE RATINGS OF ELEMENTARY SCHOOLS WITH STUDENTS LIKE OURS*

EXCELLENT	GOOD	AVERAGE	BELOW AVERAGE	AT-RISK
2	8	92	52	23

* Ratings are calculated with data available by 11/09/2011. Schools with Students Like Ours are Elementary Schools with Poverty Indices of no more than 5% above or below the index for this school.

PASS PERFORMANCE

Our School
 Elementary Schools with Students Like Ours
 Elementary schools statewide



NAEP PERFORMANCE*

* Performance reported for SC and nation, data not available at school level. Percentages at NAEP Achievement Levels.



SC PERFORMANCE VISION

By 2020 all students will graduate with the knowledge and skills necessary to compete successfully in the global economy, participate in a democratic society and contribute positively as members of families and communities.

Abbreviations Key

N/A Not Applicable N/AV Not Available N/C Not Collected N/R Not Reported I/S Insufficient Sample TBD To be determined

NI Newly Identified CSI Continuing School Improvement CA Corrective Action RP Plan to Restructure R Restructure DELAY School Improvement Status HOLD School Improvement Status

MCCARTHY/TESZLER LEARNING CENTER [Spartanburg

SCHOOL PROFILE

	Our School	Change from Last Year	Elementary Schools with Students Like Ours	Median Elementary School
Students (n=223)				
Retention rate	14.0%	Up from 11.6%	1.5%	1.1%
Attendance rate	92.8%	Up from 90.9%	96.1%	96.2%
Served by gifted and talented program	0.0%	No Change	5.4%	13.4%
With disabilities other than speech	78.0%	Down from 92.1%	4.3%	4.1%
Older than usual for grade	9.4%	Down from 13.2%	0.6%	0.3%
Out-of-school suspensions or expulsions for violent and/or criminal offenses	0.4%	Down from 1.7%	0.0%	0.0%
Teachers (n=51)				
Teachers with advanced degrees	60.8%	Up from 56.9%	61.7%	62.5%
Continuing contract teachers	68.6%	Down from 72.5%	82.4%	88.2%
Teachers returning from previous year	90.8%	Up from 88.5%	84.7%	87.8%
Teacher attendance rate	93.3%	N/R	95.2%	95.2%
Average teacher salary*	\$47,793	Down 2.4%	\$45,139	\$46,773
Classes not taught by highly qualified teachers	0.0%	Down from 6.9%	0.0%	0.0%
Professional development days/teacher	7.9 days	Down from 10.6 days	10.6 days	10.5 days
School				
Principal's years at school	1.0	Down from 23.0	4.0	4.0
Student-teacher ratio in core subjects	5.7 to 1	Down from 7.6 to 1	17.6 to 1	19.9 to 1
Prime instructional time	85.6%	N/R	90.3%	90.4%
Opportunities in the arts	Good	No Change	Good	Good
SACS accreditation	Yes	Up from No	Yes	Yes
Parents attending conferences	99.2%	Down from 100.0%	100.0%	100.0%
Character development program	Good	Up from At-Risk	Excellent	Excellent
Dollars spent per pupil**	\$44,115	Down 0.3%	\$8,435	\$7,447
Percent of expenditures for instruction**	68.8%	Down from 70.0%	67.8%	68.4%
Percent of expenditures for teacher salaries**	67.8%	Up from 49.7%	64.2%	65.8%
% of AYP objectives met	52.9%	Up from 47.1%	76.9%	90.5%

* Length of contract = 185+ days.

** Prior year audited financial data available.

EVALUATION RESULTS

	Teachers	Students*	Parents*
Number of surveys returned	N/A	N/A	N/A
Percent satisfied with learning environment	N/A	N/A	N/A
Percent satisfied with social and physical environment	N/A	N/A	N/A
Percent satisfied with school-home relations	N/A	N/A	N/A

*Only students at the highest elementary school grade level at this school and their parents were included.

REPORT OF PRINCIPAL AND SCHOOL IMPROVEMENT COUNCIL

The McCarthy Teszler family has experienced a year of memorable firsts. For the first time in this school's history, we participated in the district wide AdvancED accreditation process. A nine member faculty leadership team has been formed to oversee implementation of the plan to address achievement, school climate and quality. Our first Student Council representatives were also elected.

A major task that is currently ongoing is curriculum development in the four core academic areas of language arts, math, science, and social studies. We will soon develop a curriculum for social skills and self help skills. Teachers will use this document to guide instruction and practice.

Parent and community involvement continues to be a priority, and we provided numerous training sessions and tours to groups such as Leadership Spartanburg, Leadership South Carolina, Spartanburg County School District Leaders, and legislators. We were the host sight for the annual DDSN Legislative Luncheon which resulted in an invitation to address the state Ways and Means Subcommittee regarding proposed budgetary cuts affecting individuals with special needs. McCarthy Teszler also champions the causes of Relay for Life, United Way, Multiple Sclerosis Society, and the Josey Bearden Breast Cancer Center.

Our chorus performed at off campus venues, and two of our students participated in Spartanburg Sings sponsored by the Spartanburg Rotary Club. We have the current South Carolina Special Olympics Coach of the Year and also added another National Board Certified Teacher. Other teachers received grants, and another will present at conferences on the topic of adaptive physical education. We celebrated the Grand Opening of Phase I of our Outdoor Natural Learning, Play, and Sensory Area. Phase II is currently under construction and will serve the Vocational students. We continue to "Soar to New Heights" at McCarthy Teszler and anticipate future successes for our students and our school.

Cheryl Revels, Principal
Mary Kendrick, SIC Chair

Comprehensive detail, including definitions of ratings, performance criteria, and explanations of status, is available on www.ed.sc.gov and www.eoc.sc.gov as well as school and school district websites.

Printed versions are available from school districts upon request.

Abbreviations Key

N/A Not Applicable N/AV Not Available N/C Not Collected N/R Not Reported I/S Insufficient Sample TBD To be determined

NI Newly Identified CSI Continuing School Improvement CA Corrective Action RP Plan to Restructure R Restructure DELAY School Improvement Status HOLD School Improvement Status