



# SC Annual School Report Card Summary

**MARY H WRIGHT ELEMENTARY**  
**Spartanburg 7**  
**Grades: PK-6** Enrollment: 358  
**Principal: Wanda Owens-Jackson**  
**Superintendent: Dr. Russell W. Booker**  
**Board Chair: Sharon D. Porter**

## PERFORMANCE

Comprehensive detail, including definitions of ratings, performance criteria, and explanations of status, is available on [www.ed.sc.gov](http://www.ed.sc.gov) and [www.eoc.sc.gov](http://www.eoc.sc.gov) as well as school and school district websites. Printed versions are available from school districts upon request.

YEAR	ABSOLUTE RATING	GROWTH RATING	PALMETTO GOLD AND SILVER AWARD		AYP STATUS	NCLB IMPROVEMENT STATUS
			General Performance	Closing the Gap		
2011	Below Average	Average	TBD	TBD	Not Met	N/A
2010	Below Average	Average	N/A	N/A	Met	N/A
2009	Below Average	Average	N/A	N/A	Met	N/A

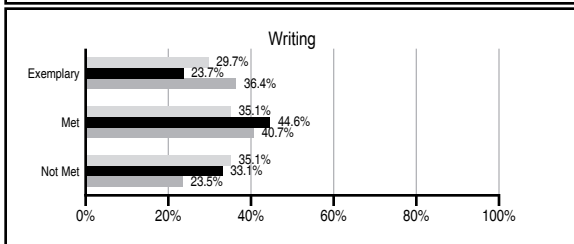
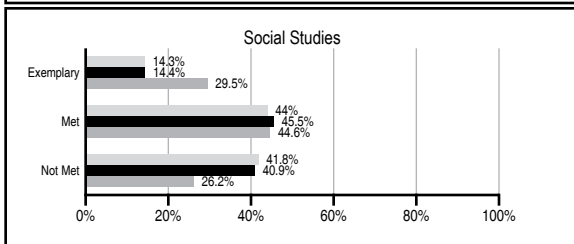
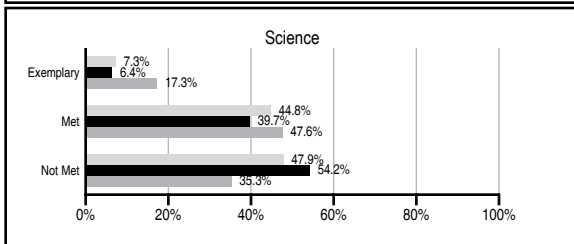
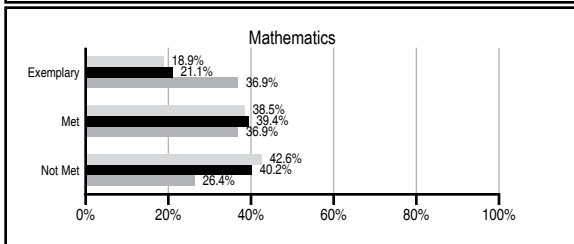
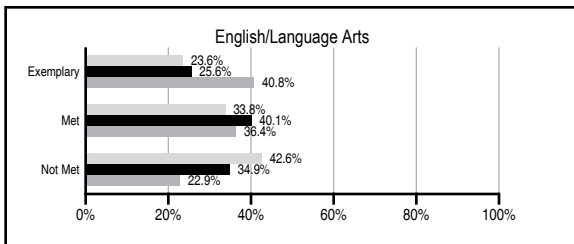
## ABSOLUTE RATINGS OF ELEMENTARY SCHOOLS WITH STUDENTS LIKE OURS\*

EXCELLENT	GOOD	AVERAGE	BELOW AVERAGE	AT-RISK
0	5	72	49	23

\* Ratings are calculated with data available by 11/09/2011. Schools with Students Like Ours are Elementary Schools with Poverty Indices of no more than 5% above or below the index for this school.

## PASS PERFORMANCE

Our School
  Elementary Schools with Students Like Ours
  Elementary schools statewide



## NAEP PERFORMANCE\*

\* Performance reported for SC and nation, data not available at school level. Percentages at NAEP Achievement Levels.



## SC PERFORMANCE VISION

*By 2020 all students will graduate with the knowledge and skills necessary to compete successfully in the global economy, participate in a democratic society and contribute positively as members of families and communities.*

### Abbreviations Key

N/A Not Applicable N/AV Not Available N/C Not Collected N/R Not Reported I/S Insufficient Sample TBD To be determined

NI Newly Identified CSI Continuing School Improvement CA Corrective Action RP Plan to Restructure R Restructure DELAY School Improvement Status HOLD School Improvement Status

# MARY H WRIGHT ELEMENTARY [Spartanburg 7]

## SCHOOL PROFILE

	Our School	Change from Last Year	Elementary Schools with Students Like Ours	Median Elementary School
<b>Students (n=358)</b>				
Retention rate	2.6%	Up from 1.3%	1.5%	1.1%
Attendance rate	94.9%	Up from 94.6%	96.0%	96.2%
Served by gifted and talented program	5.7%	Up from 4.7%	5.1%	13.4%
With disabilities other than speech	4.3%	Down from 8.5%	4.3%	4.1%
Older than usual for grade	0.5%	Down from 0.8%	0.6%	0.3%
Out-of-school suspensions or expulsions for violent and/or criminal offenses	0.0%	No Change	0.0%	0.0%
<b>Teachers (n=31)</b>				
Teachers with advanced degrees	74.2%	No Change	61.9%	62.5%
Continuing contract teachers	83.9%	Up from 80.6%	81.7%	88.2%
Teachers returning from previous year	87.4%	Up from 82.4%	84.3%	87.8%
Teacher attendance rate	95.3%	No Change	95.2%	95.2%
Average teacher salary*	\$49,196	Down 7.8%	\$45,180	\$46,773
Classes not taught by highly qualified teachers	0.0%	Down from 1.9%	0.0%	0.0%
Professional development days/teacher	7.1 days	Down from 13.1 days	10.6 days	10.5 days
<b>School</b>				
Principal's years at school	3.0	Up from 2.0	3.0	4.0
Student-teacher ratio in core subjects	19.3 to 1	Up from 14.6 to 1	17.5 to 1	19.9 to 1
Prime instructional time	88.8%	Up from 88.6%	90.1%	90.4%
Opportunities in the arts	Good	No Change	Good	Good
SACS accreditation	Yes	No Change	Yes	Yes
Parents attending conferences	62.6%	Down from 79.8%	100.0%	100.0%
Character development program	Good	Down from Excellent	Excellent	Excellent
Dollars spent per pupil**	\$11,446	Up 4.2%	\$8,733	\$7,447
Percent of expenditures for instruction**	69.0%	Up from 67.0%	67.7%	68.4%
Percent of expenditures for teacher salaries**	68.2%	Up from 65.2%	63.9%	65.8%
% of AYP objectives met	53.8%	Down from 100.0%	76.9%	90.5%

\* Length of contract = 185+ days.

\*\* Prior year audited financial data available.

## EVALUATION RESULTS

	Teachers	Students*	Parents*
Number of surveys returned	36	31	22
Percent satisfied with learning environment	94.4%	87.1%	86.4%
Percent satisfied with social and physical environment	91.7%	80.6%	90.9%
Percent satisfied with school-home relations	65.7%	93.3%	81.8%

\*Only students at the highest elementary school grade level at this school and their parents were included.

## REPORT OF PRINCIPAL AND SCHOOL IMPROVEMENT COUNCIL

Our vision, at Mary H. Wright, is to offer all students a challenging, progressive, character-building, standards-based curriculum that enables them to become self-directed, successful learners. We envision our students as having a well developed self-esteem with an open mind to diversity. In addition, we strive for them to become creative problem solvers, who are socially well adjusted, service oriented, and prepared for future challenges.

This school year, we worked exceptionally hard to make this a reality by unwrapping the gifts our students possess. Academically, we saw gains in student achievement as a fourth year Teacher Advancement Program (TAP) School. Again this year, we received the highest possible TAP student achievement score of Value Added 5, based on the results of the 2009-2010 Palmetto Assessment of State Standards (PASS) Tests. Under the federal No Child Left Behind (NCLB) legislation, we also met 100% of our Adequate Yearly Progress (AYP) proficiency goals.

At Mary H. Wright, we pride ourselves on giving back to the community. This school year, we have given generous contributions to support the United Way, Zig the Pig, and March of Dimes. For the past three years in a row, we have been recognized by the March of Dimes as being the top elementary school contributor in Spartanburg County.

Our Student Council initiated the Hearts for Heroes drive and sent care packages in support of our troops, in Iraq, for Valentine's Day. During Easter, they were also sent student made Easter cards.

In terms of extra-curricular activities, our students are afforded the opportunity to participate in chorus, orchestra, band, the MHW Boys Choir, MHW Dance Team, BETA Club, Student Council, and Boys & Girls Club. This year, 15 third-fifth graders were privileged to spearhead our very first Girls on the Run Team. This international program strives to educate and prepare girls for a life time of self-respect and healthy living.

Our Parent Teacher Organization (PTO) and School Improvement Council (SIC) collaborated on many projects over the past school year to support our students, parents, faculty, and staff. With their support, and our collective effort as educators, we will continue to strengthen the educational experience for all of our students.

Wanda Owens-Jackson, Principal  
Karen Rogers, SIC Chair

Comprehensive detail, including definitions of ratings, performance criteria, and explanations of status, is available on [www.ed.sc.gov](http://www.ed.sc.gov) and [www.eoc.sc.gov](http://www.eoc.sc.gov) as well as school and school district websites.

Printed versions are available from school districts upon request.

### Abbreviations Key

N/A Not Applicable N/AV Not Available N/C Not Collected N/R Not Reported I/S Insufficient Sample TBD To be determined  
NI Newly Identified CSI Continuing School Improvement CA Corrective Action RP Plan to Restructure R Restructure DELAY School Improvement Status HOLD School Improvement Status