



# SC Annual School Report Card Summary

**PINE STREET ELEMENTARY**  
**Spartanburg 7**  
**Grades: PK-6** Enrollment: 746  
**Principal: Anne Chapman Jeter**  
**Superintendent: Dr. Russell W. Booker**  
**Board Chair: Sharon D. Porter**

## PERFORMANCE

Comprehensive detail, including definitions of ratings, performance criteria, and explanations of status, is available on [www.ed.sc.gov](http://www.ed.sc.gov) and [www.eoc.sc.gov](http://www.eoc.sc.gov) as well as school and school district websites. Printed versions are available from school districts upon request.

YEAR	ABSOLUTE RATING	GROWTH RATING	PALMETTO GOLD AND SILVER AWARD		AYP STATUS	NCLB IMPROVEMENT STATUS
			General Performance	Closing the Gap		
2011	Excellent	Excellent	TBD	TBD	Met	N/A
2010	Excellent	Excellent	Gold	Silver	Met	N/A
2009	Excellent	Excellent	Gold	N/A	Met	N/A

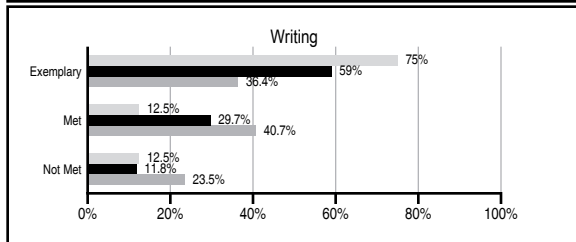
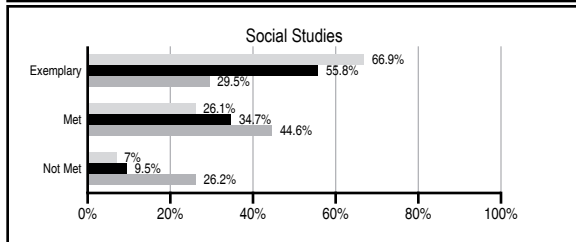
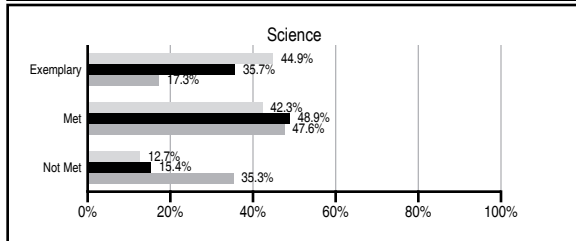
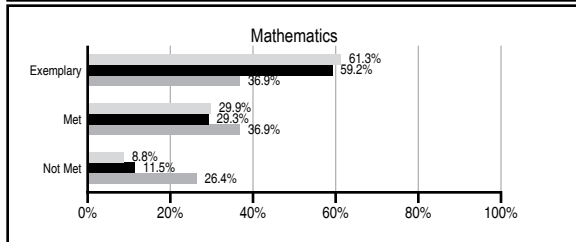
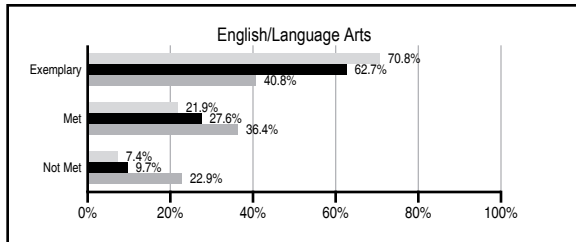
## ABSOLUTE RATINGS OF ELEMENTARY SCHOOLS WITH STUDENTS LIKE OURS\*

EXCELLENT	GOOD	AVERAGE	BELOW AVERAGE	AT-RISK
22	1	0	0	0

\* Ratings are calculated with data available by 11/09/2011. Schools with Students Like Ours are Elementary Schools with Poverty Indices of no more than 5% above or below the index for this school.

## PASS PERFORMANCE

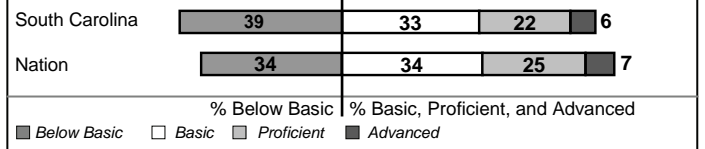
Our School
  Elementary Schools with Students Like Ours
  Elementary schools statewide




## NAEP PERFORMANCE\*

\* Performance reported for SC and nation, data not available at school level. Percentages at NAEP Achievement Levels.

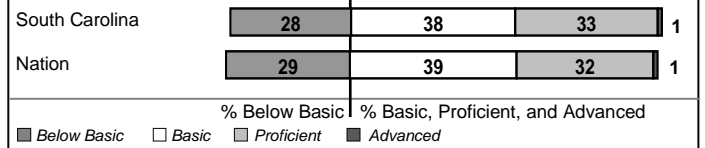
### READING – GRADE 4 (2011)



### MATH – GRADE 4 (2011)



### SCIENCE – GRADE 4 (2009)



## SC PERFORMANCE VISION

*By 2020 all students will graduate with the knowledge and skills necessary to compete successfully in the global economy, participate in a democratic society and contribute positively as members of families and communities.*

### Abbreviations Key

N/A Not Applicable N/AV Not Available N/C Not Collected N/R Not Reported I/S Insufficient Sample TBD To be determined

NI Newly Identified CSI Continuing School Improvement CA Corrective Action RP Plan to Restructure R Restructure DELAY School Improvement Status HOLD School Improvement Status

# PINE STREET ELEMENTARY [Spartanburg 7]

## SCHOOL PROFILE

	Our School	Change from Last Year	Elementary Schools with Students Like Ours	Median Elementary School
<b>Students (n=746)</b>				
Retention rate	0.5%	Up from 0.0%	0.8%	1.1%
Attendance rate	96.8%	Up from 96.4%	96.7%	96.2%
Served by gifted and talented program	49.2%	Down from 49.8%	31.5%	13.4%
With disabilities other than speech	2.8%	Down from 6.1%	3.0%	4.1%
Older than usual for grade	0.0%	No Change	0.0%	0.3%
Out-of-school suspensions or expulsions for violent and/or criminal offenses	0.0%	No Change	0.0%	0.0%
<b>Teachers (n=58)</b>				
Teachers with advanced degrees	74.1%	Up from 72.9%	68.4%	62.5%
Continuing contract teachers	84.5%	Up from 83.1%	93.2%	88.2%
Teachers returning from previous year	95.6%	Up from 92.7%	89.9%	87.8%
Teacher attendance rate	95.9%	Up from 95.2%	94.8%	95.2%
Average teacher salary*	\$50,929	Down 3.5%	\$49,098	\$46,773
Classes not taught by highly qualified teachers	0.0%	No Change	0.0%	0.0%
Professional development days/teacher	15.9 days	Down from 16.6 days	10.8 days	10.5 days
<b>School</b>				
Principal's years at school	3.0	Up from 2.0	5.0	4.0
Student-teacher ratio in core subjects	18.3 to 1	No Change	21.3 to 1	19.9 to 1
Prime instructional time	91.9%	Up from 90.5%	91.1%	90.4%
Opportunities in the arts	Excellent	No Change	Good	Good
SACS accreditation	Yes	No Change	Yes	Yes
Parents attending conferences	100.0%	Up from 99.0%	100.0%	100.0%
Character development program	Good	No Change	Excellent	Excellent
Dollars spent per pupil**	\$7,216	Up 5.5%	\$6,630	\$7,447
Percent of expenditures for instruction**	77.7%	No Change	70.9%	68.4%
Percent of expenditures for teacher salaries**	76.7%	Up from 74.1%	69.9%	65.8%
% of AYP objectives met	100.0%	No Change	100.0%	90.5%

\* Length of contract = 185+ days.

\*\* Prior year audited financial data available.

## EVALUATION RESULTS

	Teachers	Students*	Parents*
Number of surveys returned	60	105	61
Percent satisfied with learning environment	96.7%	86.7%	96.7%
Percent satisfied with social and physical environment	98.3%	90.5%	96.7%
Percent satisfied with school-home relations	100.0%	93.3%	93.4%

\*Only students at the highest elementary school grade level at this school and their parents were included.

## REPORT OF PRINCIPAL AND SCHOOL IMPROVEMENT COUNCIL

Pine Street Elementary School is located in the Upstate of South Carolina and serves approximately 800 students in grades 4K-6. Our award winning school has a rich tradition of student excellence and strong ties within our school community. Pine Street School received a rating of excellent on both the absolute and growth indicators on this year's annual school report card and met 100% of our AYP objectives. As a result, we received the Palmetto Gold Award for student excellence and the Palmetto Silver Award for efforts in Closing the Achievement Gap. We are extremely proud of our students, teachers, parents, and community for their hard work! Pine Street school continues to be a model school in the Upstate.

As an Arts in Basic Curriculum (ABC) model site for 22 years, Pine Street School continues to explore arts infusion to enhance and promote a strong academic arts program. In addition to district funding, annual grant funds from the Arts in Basic Curriculum (ABC) Advancement Grant and the Arts Curricular Innovation Grant provided a wealth of arts experiences for our students, teachers, and community. This funding was used to support our arts integrated curriculum, school staff development initiatives, and on site MUSE performances for our students. Eight artists in residence were on campus for a week to provide opportunities in music, visual arts, dance, and drama. We hosted an Evening with the Arts where parents visited classrooms, enjoyed student productions, and participated in arts experiences with their child. Visual art students earned recognition and placed in the Spartanburg County Fair and State Fair art competitions. The newly formed Pine Street Singers, orchestra, and band students held combined concerts throughout the year.

Our PTO actively supports our school through fundraising and volunteer efforts. Parents have ample opportunities to volunteer and get involved in their child's education. PTO sponsored events include Dr. Seuss Day, Earth Day, a Chinese celebration, Grandparents' Day, An Evening with the Arts, Medieval Day, Immigration Day, Yankee Doodle Day, and numerous AR celebrations. Other PTO sponsored events included our Back to School BBQ, Innsbrook Gift Wrap sale, Box Tops for Education, Reading Incentive, School Beautification, and tutoring programs.

Members of our Student Council promoted programs that give back to our community. Student Council held numerous fund raising events to support local charities, such as Spartanburg Humane Society, Relay for Life, Second Presbyterian Soup Kitchen, Total Ministries, and Christmas Giving Trees.

We continue to focus on Pine Street's motto "Excellence is Expected and is Our Standard" to ensure that every child receives the best education possible in preparation for a future of academic success.

Anne Chapman Jeter, Principal  
Leigh Anne Carmichael, SIC Chair

Comprehensive detail, including definitions of ratings, performance criteria, and explanations of status, is available on [www.ed.sc.gov](http://www.ed.sc.gov) and [www.eoc.sc.gov](http://www.eoc.sc.gov) as well as school and school district websites.

Printed versions are available from school districts upon request.

### Abbreviations Key

N/A Not Applicable N/AV Not Available N/C Not Collected N/R Not Reported I/S Insufficient Sample TBD To be determined  
NI Newly Identified CSI Continuing School Improvement CA Corrective Action RP Plan to Restructure R Restructure DELAY School Improvement Status HOLD School Improvement Status