



SC Annual School Report Card Summary

HOUSTON ELEMENTARY
Spartanburg 7
Grades: PK-6 Enrollment: 429
Principal: Thomas Stokes
Superintendent: Dr. Russell W. Booker
Board Chair: Sharon D. Porter

PERFORMANCE

Comprehensive detail, including definitions of ratings, performance criteria, and explanations of status, is available on www.ed.sc.gov and www.eoc.sc.gov as well as school and school district websites. Printed versions are available from school districts upon request.

YEAR	ABSOLUTE RATING	GROWTH RATING	PALMETTO GOLD AND SILVER AWARD		AYP STATUS	NCLB IMPROVEMENT STATUS
			General Performance	Closing the Gap		
2011	Average	Average	TBD	TBD	Not Met	N/A
2010	Average	Average	N/A	N/A	Met	N/A
2009	Average	Average	N/A	N/A	Met	N/A

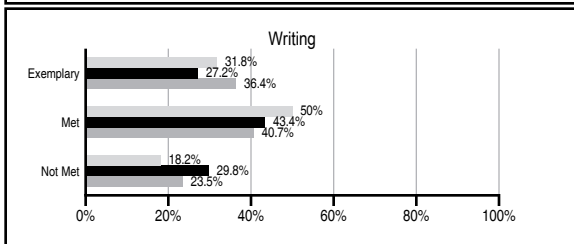
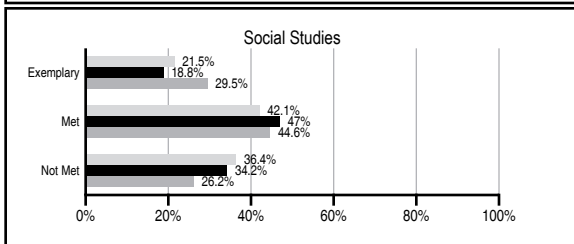
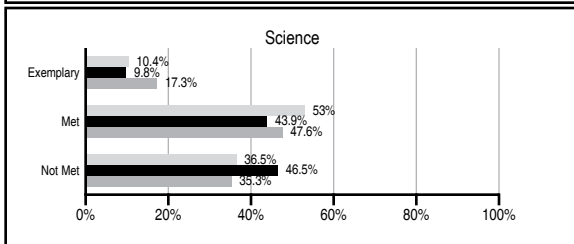
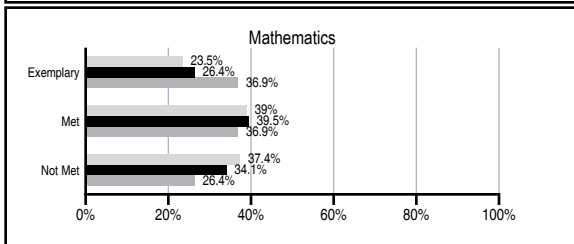
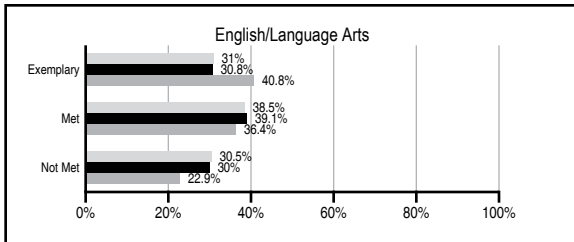
ABSOLUTE RATINGS OF ELEMENTARY SCHOOLS WITH STUDENTS LIKE OURS*

EXCELLENT	GOOD	AVERAGE	BELOW AVERAGE	AT-RISK
4	11	95	27	6

* Ratings are calculated with data available by 11/09/2011. Schools with Students Like Ours are Elementary Schools with Poverty Indices of no more than 5% above or below the index for this school.

PASS PERFORMANCE

Our School
 Elementary Schools with Students Like Ours
 Elementary schools statewide



NAEP PERFORMANCE*

* Performance reported for SC and nation, data not available at school level. Percentages at NAEP Achievement Levels.



SC PERFORMANCE VISION

By 2020 all students will graduate with the knowledge and skills necessary to compete successfully in the global economy, participate in a democratic society and contribute positively as members of families and communities.

Abbreviations Key

N/A Not Applicable N/AV Not Available N/C Not Collected N/R Not Reported I/S Insufficient Sample TBD To be determined

NI Newly Identified CSI Continuing School Improvement CA Corrective Action RP Plan to Restructure R Restructure DELAY School Improvement Status HOLD School Improvement Status

HOUSTON ELEMENTARY [Spartanburg 7]

SCHOOL PROFILE

	Our School	Change from Last Year	Elementary Schools with Students Like Ours	Median Elementary School
Students (n=429)				
Retention rate	2.3%	Up from 0.8%	1.4%	1.1%
Attendance rate	94.4%	Down from 94.8%	95.9%	96.2%
Served by gifted and talented program	10.1%	Down from 13.1%	8.3%	13.4%
With disabilities other than speech	8.2%	Down from 11.3%	4.5%	4.1%
Older than usual for grade	0.0%	Down from 0.6%	0.5%	0.3%
Out-of-school suspensions or expulsions for violent and/or criminal offenses	0.0%	No Change	0.0%	0.0%
Teachers (n=36)				
Teachers with advanced degrees	75.0%	Up from 67.5%	61.9%	62.5%
Continuing contract teachers	83.3%	Down from 85.0%	85.6%	88.2%
Teachers returning from previous year	83.3%	Up from 78.3%	86.4%	87.8%
Teacher attendance rate	95.2%	Up from 94.8%	95.1%	95.2%
Average teacher salary*	\$46,735	Down 6.9%	\$45,695	\$46,773
Classes not taught by highly qualified teachers	2.7%	Up from 0.0%	0.0%	0.0%
Professional development days/teacher	10.6 days	Down from 14.7 days	10.3 days	10.5 days
School				
Principal's years at school	3.0	Up from 2.0	4.0	4.0
Student-teacher ratio in core subjects	16.7 to 1	Down from 19.0 to 1	18.3 to 1	19.9 to 1
Prime instructional time	88.1%	Down from 88.7%	90.0%	90.4%
Opportunities in the arts	Good	No Change	Good	Good
SACS accreditation	Yes	No Change	Yes	Yes
Parents attending conferences	95.3%	Down from 98.3%	100.0%	100.0%
Character development program	Excellent	Up from Average	Excellent	Excellent
Dollars spent per pupil**	\$10,033	Up 3.6%	\$7,797	\$7,447
Percent of expenditures for instruction**	66.9%	Up from 63.1%	67.9%	68.4%
Percent of expenditures for teacher salaries**	66.4%	Up from 62.1%	64.7%	65.8%
% of AYP objectives met	61.9%	Down from 100.0%	82.4%	90.5%

* Length of contract = 185+ days.

** Prior year audited financial data available.

EVALUATION RESULTS

	Teachers	Students*	Parents*
Number of surveys returned	39	54	42
Percent satisfied with learning environment	69.2%	75.9%	81.0%
Percent satisfied with social and physical environment	73.7%	77.4%	87.8%
Percent satisfied with school-home relations	61.5%	76.9%	83.3%

*Only students at the highest elementary school grade level at this school and their parents were included.

REPORT OF PRINCIPAL AND SCHOOL IMPROVEMENT COUNCIL

Houston Elementary students strive to achieve excellence on a daily basis. Our well-trained and dedicated faculty works diligently to provide each of our students with an enriched educational experience. For the fourth consecutive year, Houston received an AVERAGE absolute rating on the state report card. Houston is currently in the fourth year of the South Carolina Teacher Advancement Program, SC TAP. Houston is proud of the success of teachers and students. Six teachers have obtained National Board Certification and 100% of the faculty is highly qualified.

Our students distinguish themselves in numerous academic and special areas. Twenty-four students participated in our gifted and talented program. Our students were represented in the Piedmont Interstate Fair Arts Awards, State Superintendents Writing Award and Kiwanis Club of Spartanburg Terrific Kids and Math Excellence in Multiplication Tables Medallion Awards. Nine students participated in our district's Honors Band and Honors Orchestra, 12 participated in Honors Chorus and six received recognition during Youth Art Month. Several students received recognition for successfully completing the Academy of Reading.

To promote wellness and commitment to the total growth of the child, our students had opportunities to participate in Walk to School, Bike to School, Girls on the Run, Houston Running Club, and Creative Expressions Dance Club. Our Chick-Fil-A Family First meets monthly to promote family and the school/family connection.

Houston Elementary has received numerous awards and set an expectation of excellence during 2010-2011. The Academy of Creative Expression and Problem Based Learning has enhanced teaching and learning. Grants have been received through the Junior League of Spartanburg, the Mary Black Foundation, First Tee, and Donor's Choose. The Bookapalooza grant from the American Library Association has increased our library by approximately 1,300 books. We are pleased to serve your children and encourage each of you to continue to take an active role in the education of your children.

Thomas Stokes, Principal
Julie Delaney, SIC Chair

Comprehensive detail, including definitions of ratings, performance criteria, and explanations of status, is available on www.ed.sc.gov and www.eoc.sc.gov as well as school and school district websites.

Printed versions are available from school districts upon request.

Abbreviations Key

N/A Not Applicable N/AV Not Available N/C Not Collected N/R Not Reported I/S Insufficient Sample TBD To be determined
NI Newly Identified CSI Continuing School Improvement CA Corrective Action RP Plan to Restructure R Restructure DELAY School Improvement Status HOLD School Improvement Status