



SC Annual School Report Card Summary

E P TODD ELEMENTARY
Spartanburg 7
Grades: PK-6 Enrollment: 791
Principal: Marc Zachary
Superintendent: Dr. Russell W. Booker
Board Chair: Sharon D. Porter

PERFORMANCE

Comprehensive detail, including definitions of ratings, performance criteria, and explanations of status, is available on www.ed.sc.gov and www.eoc.sc.gov as well as school and school district websites. Printed versions are available from school districts upon request.

YEAR	ABSOLUTE RATING	GROWTH RATING	PALMETTO GOLD AND SILVER AWARD		AYP STATUS	NCLB IMPROVEMENT STATUS
			General Performance	Closing the Gap		
2011	Average	Average	TBD	TBD	Not Met	N/A
2010	Average	Excellent	Gold	Silver	Met	N/A
2009	Average	Excellent	Gold	Silver	Not Met	N/A

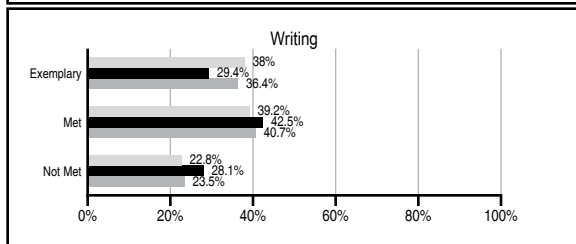
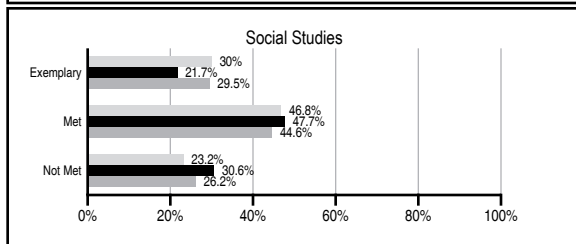
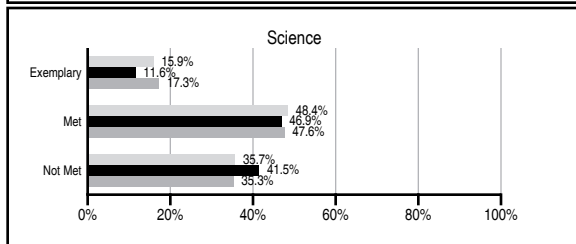
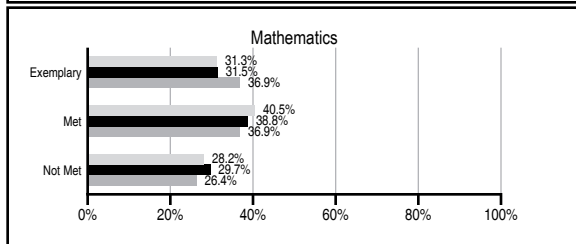
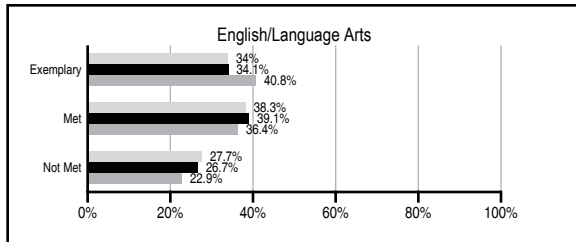
ABSOLUTE RATINGS OF ELEMENTARY SCHOOLS WITH STUDENTS LIKE OURS*

EXCELLENT	GOOD	AVERAGE	BELOW AVERAGE	AT-RISK
5	14	95	12	0

* Ratings are calculated with data available by 11/09/2011. Schools with Students Like Ours are Elementary Schools with Poverty Indices of no more than 5% above or below the index for this school.

PASS PERFORMANCE

Our School
 Elementary Schools with Students Like Ours
 Elementary schools statewide



NAEP PERFORMANCE*

* Performance reported for SC and nation, data not available at school level. Percentages at NAEP Achievement Levels.



SC PERFORMANCE VISION

By 2020 all students will graduate with the knowledge and skills necessary to compete successfully in the global economy, participate in a democratic society and contribute positively as members of families and communities.

Abbreviations Key

N/A Not Applicable N/AV Not Available N/C Not Collected N/R Not Reported I/S Insufficient Sample TBD To be determined

NI Newly Identified CSI Continuing School Improvement CA Corrective Action RP Plan to Restructure R Restructure DELAY School Improvement Status HOLD School Improvement Status

E P TODD ELEMENTARY [Spartanburg 7]

SCHOOL PROFILE

	Our School	Change from Last Year	Elementary Schools with Students Like Ours	Median Elementary School
Students (n=791)				
Retention rate	1.4%	Up from 0.5%	1.4%	1.1%
Attendance rate	96.2%	Up from 96.0%	95.9%	96.2%
Served by gifted and talented program	19.2%	Up from 13.3%	10.0%	13.4%
With disabilities other than speech	4.6%	Down from 8.5%	4.7%	4.1%
Older than usual for grade	0.1%	Up from 0.0%	0.4%	0.3%
Out-of-school suspensions or expulsions for violent and/or criminal offenses	0.0%	Down from 0.1%	0.0%	0.0%
Teachers (n=56)				
Teachers with advanced degrees	64.3%	Down from 76.9%	59.6%	62.5%
Continuing contract teachers	80.4%	Down from 82.7%	88.4%	88.2%
Teachers returning from previous year	89.3%	Up from 88.0%	87.4%	87.8%
Teacher attendance rate	94.4%	Down from 94.6%	94.9%	95.2%
Average teacher salary*	\$48,613	Down 7.6%	\$46,522	\$46,773
Classes not taught by highly qualified teachers	0.3%	Down from 4.2%	0.0%	0.0%
Professional development days/teacher	18.8 days	Up from 16.4 days	11.3 days	10.5 days
School				
Principal's years at school	7.0	Up from 6.0	4.0	4.0
Student-teacher ratio in core subjects	20.3 to 1	Up from 19.1 to 1	19.6 to 1	19.9 to 1
Prime instructional time	89.2%	Down from 89.9%	89.7%	90.4%
Opportunities in the arts	Good	No Change	Good	Good
SACS accreditation	Yes	No Change	Yes	Yes
Parents attending conferences	100.0%	No Change	100.0%	100.0%
Character development program	Good	Up from Average	Excellent	Excellent
Dollars spent per pupil**	\$7,459	Up 1.6%	\$7,479	\$7,447
Percent of expenditures for instruction**	73.6%	Up from 72.2%	67.6%	68.4%
Percent of expenditures for teacher salaries**	72.6%	Up from 69.3%	64.6%	65.8%
% of AYP objectives met	86.2%	Down from 100.0%	88.2%	90.5%

* Length of contract = 185+ days.

** Prior year audited financial data available.

EVALUATION RESULTS

	Teachers	Students*	Parents*
Number of surveys returned	55	145	96
Percent satisfied with learning environment	100.0%	80.0%	90.3%
Percent satisfied with social and physical environment	100.0%	86.6%	88.3%
Percent satisfied with school-home relations	92.6%	88.8%	80.0%

*Only students at the highest elementary school grade level at this school and their parents were included.

REPORT OF PRINCIPAL AND SCHOOL IMPROVEMENT COUNCIL

E.P. Todd Elementary School continues to guide all students to reach their highest achievement with personal integrity. Todd has been the proud recipient of the Palmetto Silver Award for student achievement 2006-08 and once again in 2010 for excellent results in closing achievement gaps. Our school was also recognized the past two years for earning the Palmetto Gold Award for our "Excellent" growth rating on the state report card. We are a recent winner of the Spartanburg Writing Project's Writing Program Excellence Award, and were recognized as a "Red Carpet School" in 2010 because of our friendliness and devotion to customer service. Todd will continue to expand Montessori in 2011-12, which will be just our fourth year of having the program. In that brief time, we have expanded the program from two classes to seven, and we will now offer the program through fourth grade. The program has expanded from 50 students in 2008-09 to almost 150 students in 2011-12. We added 7th grade to our school in 2010-11 and will expand to accommodate 8th graders in 2011-12. Students in the middle grades can participate in sports and fine arts, and take the same core courses and foreign languages that their peers can at other schools.

We are fortunate to have a strong PTO and several community partnerships at Todd. Our PTO helps fund musicals, helps to fund special activities during the school year for each grade level, sponsors two book fairs and two carnivals each year, and funds the Tiger Pride and Reading celebrations we have each 9 weeks for students who are behaving well and meeting their reading goals. We began a new partnership with First Baptist Church in 2009-10, Southside Baptist Church and Shepherd's Door Ministries continue to sponsor a tutoring program on Tuesdays, and Wofford College continues to teach Spanish classes to some of our kindergarten and first grade students.

Through the collaborative efforts of teachers, students, and community partners, we will continue to improve and show our "Tiger Pride" in all that we do.

Marc G. Zachary, Principal
Kalisha Bruster, SIC Chair

Comprehensive detail, including definitions of ratings, performance criteria, and explanations of status, is available on www.ed.sc.gov and www.eoc.sc.gov as well as school and school district websites.

Printed versions are available from school districts upon request.

Abbreviations Key

N/A Not Applicable N/AV Not Available N/C Not Collected N/R Not Reported I/S Insufficient Sample TBD To be determined

NI Newly Identified CSI Continuing School Improvement CA Corrective Action RP Plan to Restructure R Restructure DELAY School Improvement Status HOLD School Improvement Status