



# SC Annual School Report Card Summary

**JESSE W BOYD ELEMENTARY**  
**Spartanburg 7**  
**Grades: PK-6** Enrollment: 523  
**Principal: Bob Grant**  
**Superintendent: Dr. Russell W. Booker**  
**Board Chair: Sharon D. Porter**

## PERFORMANCE

Comprehensive detail, including definitions of ratings, performance criteria, and explanations of status, is available on [www.ed.sc.gov](http://www.ed.sc.gov) and [www.eoc.sc.gov](http://www.eoc.sc.gov) as well as school and school district websites. Printed versions are available from school districts upon request.

YEAR	ABSOLUTE RATING	GROWTH RATING	PALMETTO GOLD AND SILVER AWARD		AYP STATUS	NCLB IMPROVEMENT STATUS
			General Performance	Closing the Gap		
2011	Good	Average	TBD	TBD	Not Met	N/A
2010	Excellent	Good	Gold	N/A	Met	N/A
2009	Good	Average	N/A	N/A	Met	N/A

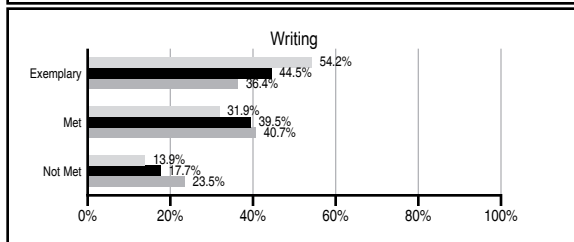
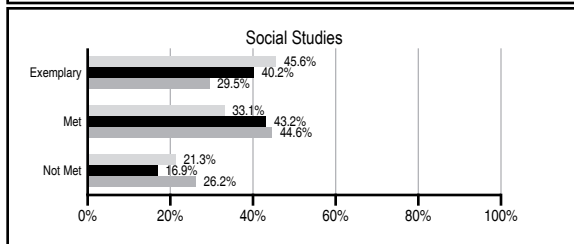
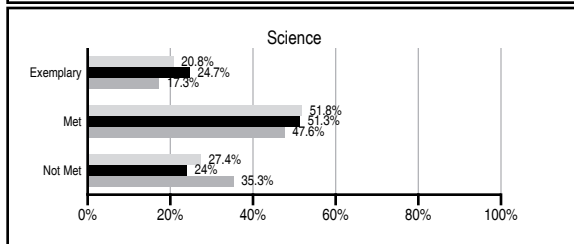
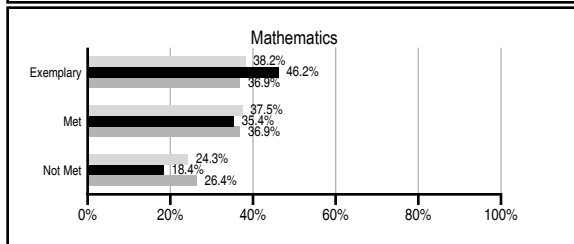
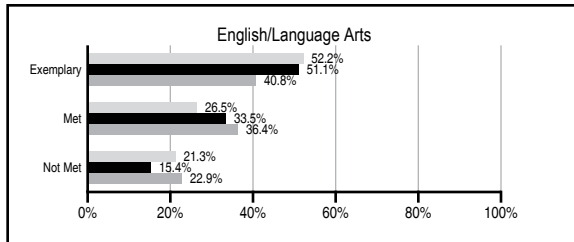
## ABSOLUTE RATINGS OF ELEMENTARY SCHOOLS WITH STUDENTS LIKE OURS\*

EXCELLENT	GOOD	AVERAGE	BELOW AVERAGE	AT-RISK
34	26	4	2	0

\* Ratings are calculated with data available by 11/09/2011. Schools with Students Like Ours are Elementary Schools with Poverty Indices of no more than 5% above or below the index for this school.



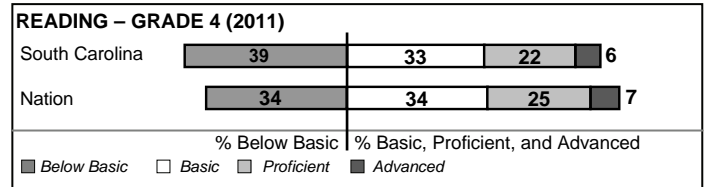
## PASS PERFORMANCE

Our School
  Elementary Schools with Students Like Ours
  Elementary schools statewide



## NAEP PERFORMANCE\*

\* Performance reported for SC and nation, data not available at school level. Percentages at NAEP Achievement Levels.



## SC PERFORMANCE VISION

*By 2020 all students will graduate with the knowledge and skills necessary to compete successfully in the global economy, participate in a democratic society and contribute positively as members of families and communities.*

### Abbreviations Key

N/A Not Applicable N/AV Not Available N/C Not Collected N/R Not Reported I/S Insufficient Sample TBD To be determined

NI Newly Identified CSI Continuing School Improvement CA Corrective Action RP Plan to Restructure R Restructure DELAY School Improvement Status HOLD School Improvement Status

# JESSE W BOYD ELEMENTARY [Spartanburg 7]

## SCHOOL PROFILE

	Our School	Change from Last Year	Elementary Schools with Students Like Ours	Median Elementary School
<b>Students (n=523)</b>				
Retention rate	1.0%	Up from 0.0%	0.8%	1.1%
Attendance rate	96.9%	Up from 96.8%	96.6%	96.2%
Served by gifted and talented program	31.0%	Down from 33.4%	21.0%	13.4%
With disabilities other than speech	5.1%	Down from 7.0%	3.7%	4.1%
Older than usual for grade	0.2%	Up from 0.0%	0.2%	0.3%
Out-of-school suspensions or expulsions for violent and/or criminal offenses	0.0%	No Change	0.0%	0.0%
<b>Teachers (n=47)</b>				
Teachers with advanced degrees	68.1%	Up from 60.9%	63.9%	62.5%
Continuing contract teachers	85.1%	Up from 84.8%	90.2%	88.2%
Teachers returning from previous year	85.9%	Up from 81.9%	89.1%	87.8%
Teacher attendance rate	95.8%	No Change	95.2%	95.2%
Average teacher salary*	\$48,910	Down 1.4%	\$48,454	\$46,773
Classes not taught by highly qualified teachers	0.0%	No Change	0.0%	0.0%
Professional development days/teacher	15.0 days	Up from 13.4 days	9.6 days	10.5 days
<b>School</b>				
Principal's years at school	2.0	Up from 1.0	4.3	4.0
Student-teacher ratio in core subjects	17.9 to 1	Down from 19.3 to 1	20.5 to 1	19.9 to 1
Prime instructional time	91.1%	Down from 91.6%	91.0%	90.4%
Opportunities in the arts	Good	Down from Excellent	Good	Good
SACS accreditation	Yes	No Change	Yes	Yes
Parents attending conferences	100.0%	No Change	100.0%	100.0%
Character development program	Excellent	No Change	Excellent	Excellent
Dollars spent per pupil**	\$8,017	Up 3.8%	\$7,019	\$7,447
Percent of expenditures for instruction**	74.4%	No Change	70.1%	68.4%
Percent of expenditures for teacher salaries**	73.6%	Up from 72.5%	68.8%	65.8%
% of AYP objectives met	82.4%	Down from 100.0%	94.4%	90.5%

\* Length of contract = 185+ days.

\*\* Prior year audited financial data available.

## EVALUATION RESULTS

	Teachers	Students*	Parents*
Number of surveys returned	55	69	52
Percent satisfied with learning environment	100.0%	94.2%	96.0%
Percent satisfied with social and physical environment	100.0%	95.6%	96.2%
Percent satisfied with school-home relations	100.0%	95.7%	94.2%

\*Only students at the highest elementary school grade level at this school and their parents were included.

## REPORT OF PRINCIPAL AND SCHOOL IMPROVEMENT COUNCIL

JBE became fully authorized to offer the International Baccalaureate Primary Years Program (IB PYP) in the spring of 2011. Teachers and staff continue to develop and refine grade level planners. These planners have combined to develop the school's Program of Inquiry (POI), which is posted for all stakeholders at our front entrance. Professional development continues with our focus on IB and inquiry based teaching. Spartanburg County School District 7, including JBE, completed AdvancED and SACS accreditation during the school year, and all stakeholders contributed to our five year school renewal plan.

The PTSO continues to provide great resources, both in financial terms and with volunteer support, for many school-wide programs. Programs include: Artist in Residence, teacher grants, the school-wide musical production, and events such as Bike and Walk to School Days. The School Improvement Council was honored as a finalist for the Riley School Improvement Award by the SC-SIC. A school wide reading program, coordinated with the production of The Jungle Book, was implemented with great success for a second year. Healthy school initiatives and school safety were enhanced with community partnerships and school-wide programs, and JBE was honored by the State Department of Education as a Healthy School Winner for our initiatives. The SIC successfully implemented a program to ease the transitions from elementary to middle school.

Community involvement fuels our efforts towards ensuring the academic success of all students. Our partners donate volunteer hours, products and money to help us achieve our goal. Partners include everything from medical professionals, faith based organizations, colleges and universities to individual community members. JBE offers students many opportunities to develop themselves mentally, emotionally, physically, and socially. These include: musical production, fitness clubs, art club, chorus, recycling club, safety patrol, student council, IB student leadership, running club, and media clubs. Everyone that works at and with JBE desires to help each child achieve their greatest academic and personal potential. Together, all stakeholders work to make sure that every child is given every opportunity to succeed!

Bob Grant, Principal  
Lynn Eargle, SIC Chair

Comprehensive detail, including definitions of ratings, performance criteria, and explanations of status, is available on [www.ed.sc.gov](http://www.ed.sc.gov) and [www.eoc.sc.gov](http://www.eoc.sc.gov) as well as school and school district websites.

Printed versions are available from school districts upon request.

### Abbreviations Key

N/A Not Applicable N/AV Not Available N/C Not Collected N/R Not Reported I/S Insufficient Sample TBD To be determined  
NI Newly Identified CSI Continuing School Improvement CA Corrective Action RP Plan to Restructure R Restructure DELAY School Improvement Status HOLD School Improvement Status