



SC Annual School Report Card Summary

ANDERSON MILL ELEMENTARY
Spartanburg 6
Grades: PK-5 Enrollment: 668
Principal: Elizabeth D. Haun
Superintendent: Darryl Owings
Board Chair: Mr. Alex Meadows

PERFORMANCE

Comprehensive detail, including definitions of ratings, performance criteria, and explanations of status, is available on www.ed.sc.gov and www.eoc.sc.gov as well as school and school district websites. Printed versions are available from school districts upon request.

YEAR	ABSOLUTE RATING	GROWTH RATING	PALMETTO GOLD AND SILVER AWARD		AYP STATUS	NCLB IMPROVEMENT STATUS
			General Performance	Closing the Gap		
2011	Excellent	Excellent	TBD	TBD	Met	N/A
2010	Excellent	Good	Gold	Silver	Met	N/A
2009	Good	Good	Silver	N/A	Not Met	N/A

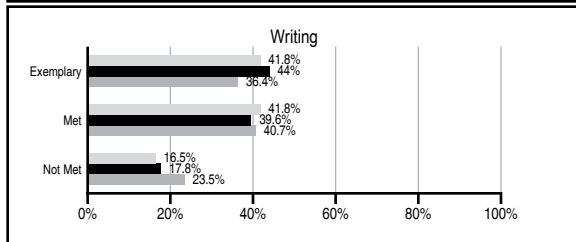
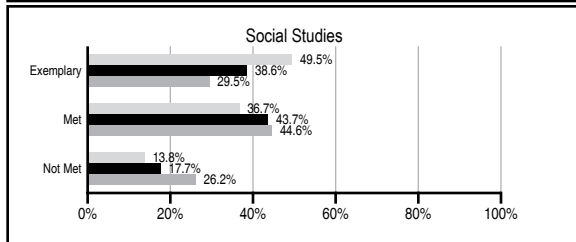
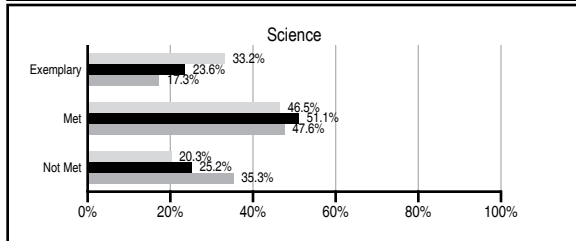
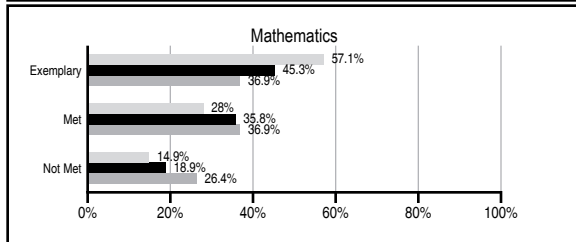
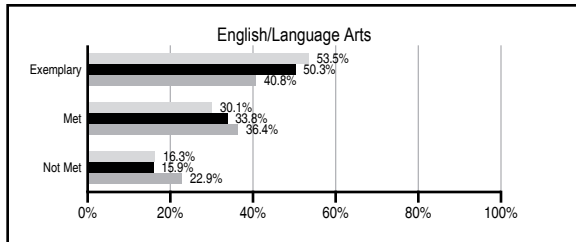
ABSOLUTE RATINGS OF ELEMENTARY SCHOOLS WITH STUDENTS LIKE OURS*

EXCELLENT	GOOD	AVERAGE	BELOW AVERAGE	AT-RISK
29	28	5	1	0

* Ratings are calculated with data available by 11/09/2011. Schools with Students Like Ours are Elementary Schools with Poverty Indices of no more than 5% above or below the index for this school.

PASS PERFORMANCE

Our School
 Elementary Schools with Students Like Ours
 Elementary schools statewide



NAEP PERFORMANCE*

* Performance reported for SC and nation, data not available at school level. Percentages at NAEP Achievement Levels.



SC PERFORMANCE VISION

By 2020 all students will graduate with the knowledge and skills necessary to compete successfully in the global economy, participate in a democratic society and contribute positively as members of families and communities.

Abbreviations Key

N/A Not Applicable N/AV Not Available N/C Not Collected N/R Not Reported I/S Insufficient Sample TBD To be determined

NI Newly Identified CSI Continuing School Improvement CA Corrective Action RP Plan to Restructure R Restructure DELAY School Improvement Status HOLD School Improvement Status

ANDERSON MILL ELEMENTARY [Spartanburg 6]

SCHOOL PROFILE

	Our School	Change from Last Year	Elementary Schools with Students Like Ours	Median Elementary School
Students (n=668)				
Retention rate	1.7%	Up from 0.9%	0.9%	1.1%
Attendance rate	96.8%	Down from 96.9%	96.5%	96.2%
Served by gifted and talented program	35.0%	Up from 33.1%	20.1%	13.4%
With disabilities other than speech	5.5%	Down from 10.2%	3.7%	4.1%
Older than usual for grade	0.3%	Down from 0.9%	0.2%	0.3%
Out-of-school suspensions or expulsions for violent and/or criminal offenses	0.0%	No Change	0.0%	0.0%
Teachers (n=46)				
Teachers with advanced degrees	65.2%	Down from 68.9%	64.5%	62.5%
Continuing contract teachers	89.1%	Up from 80.0%	90.9%	88.2%
Teachers returning from previous year	89.7%	Up from 89.5%	89.7%	87.8%
Teacher attendance rate	95.2%	Up from 94.6%	95.1%	95.2%
Average teacher salary*	\$47,693	Down 2.2%	\$48,426	\$46,773
Classes not taught by highly qualified teachers	0.0%	No Change	0.0%	0.0%
Professional development days/teacher	5.0 days	Down from 10.6 days	10.0 days	10.5 days
School				
Principal's years at school	2.0	Up from 1.0	5.0	4.0
Student-teacher ratio in core subjects	21.9 to 1	Up from 19.1 to 1	20.9 to 1	19.9 to 1
Prime instructional time	91.2%	No Change	90.8%	90.4%
Opportunities in the arts	Good	No Change	Good	Good
SACS accreditation	Yes	No Change	Yes	Yes
Parents attending conferences	100.0%	No Change	100.0%	100.0%
Character development program	Excellent	No Change	Excellent	Excellent
Dollars spent per pupil**	\$6,923	Down 4.2%	\$6,875	\$7,447
Percent of expenditures for instruction**	76.6%	Down from 77.2%	69.7%	68.4%
Percent of expenditures for teacher salaries**	75.3%	Up from 75.1%	68.9%	65.8%
% of AYP objectives met	100.0%	No Change	94.1%	90.5%

* Length of contract = 185+ days.

** Prior year audited financial data available.

EVALUATION RESULTS

	Teachers	Students*	Parents*
Number of surveys returned	44	94	65
Percent satisfied with learning environment	100.0%	97.8%	95.3%
Percent satisfied with social and physical environment	100.0%	97.8%	98.4%
Percent satisfied with school-home relations	100.0%	97.8%	95.4%

*Only students at the highest elementary school grade level at this school and their parents were included.

REPORT OF PRINCIPAL AND SCHOOL IMPROVEMENT COUNCIL

At Anderson Mill Elementary School our mission is to develop competent and confident learners by creating a safe, positive, innovative environment where the staff, parents, and community work together to provide a curriculum that recognizes individual differences. It is the intent of the faculty and staff to lead students toward being disciplined, productive, informed, and fulfilled individuals. To achieve these ideals, we have implemented a school-wide character development program that fosters mutual respect and understanding between the faculty and staff, students, families and the community. The program is taught during classroom guidance and integrated throughout the curriculum. Children who exhibit good character are publicly recognized routinely through programs such as our monthly Kiwanis Terrific Kid breakfasts and weekly Good School Citizen awards.

During the 2010-2011 school year, our faculty focused on research based, reading strategies designed to improve fluency, and phonemic awareness to instill in children desire and love for reading. Kindergarten and first grade teachers utilized DIBELS (Dynamic Indicators of Basic Early Literacy Skills) to guide their instructional practices and identify children who would be served by the My Sidewalks curriculum, led by our RTI (Response to Intervention) teacher. Second through fifth grade teachers differentiated instruction in the classroom, using explicit direct instruction with developing readers. In addition, tutoring services led by certified teachers were available during our After School Care program Monday through Thursday of each week. The implementation of these programs, in conjunction with a rigorous curriculum and an individualized approach to instruction, helped our students see tremendous gains in MAP (Measures of Academic Progress) scores, PASS (Palmetto Assessment of State Standards) scores and overall academic performance in the classroom. Because of these accomplishments, we received the SC Department of Education Palmetto Gold award for academic performance in math and language arts.

In addition to our academic success, our children had the opportunity to experience personal gratification as we embraced several community outreach projects. Our school raised over \$1900 for Mobile Meals and sent over \$300 to the American Red Cross for the Japanese relief effort. Our students, faculty and staff also collected over \$17,000 for Relay for Life, ranking us first place in the state of SC for elementary schools. What an accomplishment!

We appreciate the support of our families, business partners, PTO, and School Improvement Council as we continue our tradition of excellence at Anderson Mill Elementary. We look forward to the opportunity to maintain our partnership as we strive toward continuous improvement in our service to children.

Sincerely,

Elizabeth Haun, Principal
Reverend Seth Buckley, School Improvement Chairman

Comprehensive detail, including definitions of ratings, performance criteria, and explanations of status, is available on www.ed.sc.gov and www.eoc.sc.gov as well as school and school district websites.

Printed versions are available from school districts upon request.

Abbreviations Key

N/A Not Applicable N/AV Not Available N/C Not Collected N/R Not Reported I/S Insufficient Sample TBD To be determined

NI Newly Identified CSI Continuing School Improvement CA Corrective Action RP Plan to Restructure R Restructure DELAY School Improvement Status HOLD School Improvement Status