



SC Annual School Report Card Summary

ROEBUCK ELEMENTARY
Spartanburg 6
Grades: K-5 Enrollment: 732
Principal: Mrs. Annie J. Means
Superintendent: Darryl Owings
Board Chair: Mr. Alex Meadows

PERFORMANCE

Comprehensive detail, including definitions of ratings, performance criteria, and explanations of status, is available on www.ed.sc.gov and www.eoc.sc.gov as well as school and school district websites. Printed versions are available from school districts upon request.

| YEAR | ABSOLUTE RATING | GROWTH RATING | PALMETTO GOLD AND SILVER AWARD | | AYP STATUS | NCLB IMPROVEMENT STATUS |
|------|-----------------|---------------|--------------------------------|-----------------|------------|-------------------------|
| | | | General Performance | Closing the Gap | | |
| 2011 | Average | Average | TBD | TBD | Not Met | N/A |
| 2010 | Average | Good | Silver | N/A | Met | N/A |
| 2009 | Average | Average | N/A | N/A | Not Met | N/A |

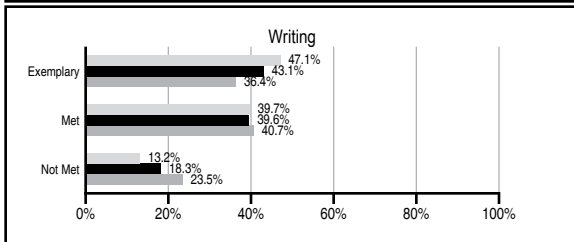
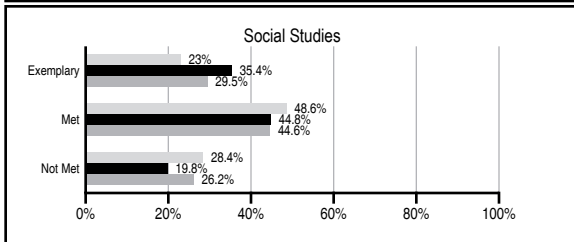
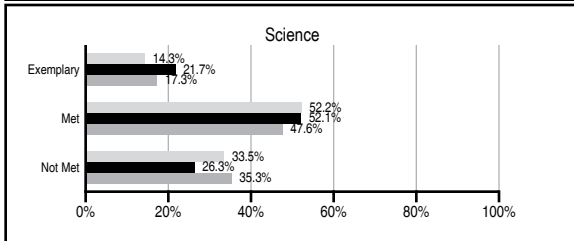
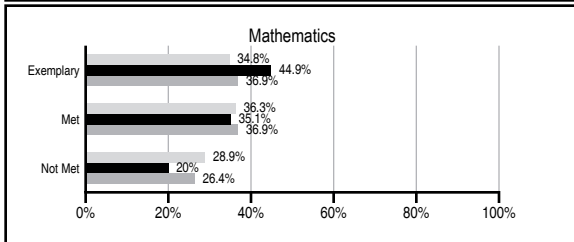
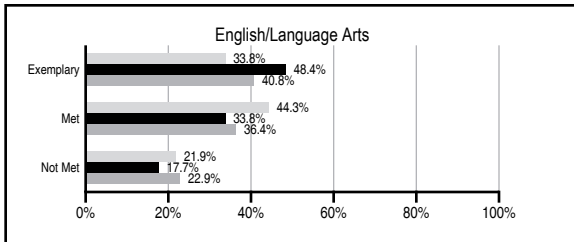
ABSOLUTE RATINGS OF ELEMENTARY SCHOOLS WITH STUDENTS LIKE OURS*

| EXCELLENT | GOOD | AVERAGE | BELOW AVERAGE | AT-RISK |
|-----------|------|---------|---------------|---------|
| 31 | 38 | 19 | 0 | 0 |

* Ratings are calculated with data available by 11/09/2011. Schools with Students Like Ours are Elementary Schools with Poverty Indices of no more than 5% above or below the index for this school.

PASS PERFORMANCE

Our School
 Elementary Schools with Students Like Ours
 Elementary schools statewide



NAEP PERFORMANCE*

* Performance reported for SC and nation, data not available at school level. Percentages at NAEP Achievement Levels.



SC PERFORMANCE VISION

By 2020 all students will graduate with the knowledge and skills necessary to compete successfully in the global economy, participate in a democratic society and contribute positively as members of families and communities.

Abbreviations Key

N/A Not Applicable N/AV Not Available N/C Not Collected N/R Not Reported I/S Insufficient Sample TBD To be determined

NI Newly Identified CSI Continuing School Improvement CA Corrective Action RP Plan to Restructure R Restructure DELAY School Improvement Status HOLD School Improvement Status

ROEBUCK ELEMENTARY [Spartanburg 6]

SCHOOL PROFILE

| | Our School | Change from Last Year | Elementary Schools with Students Like Ours | Median Elementary School |
|--|------------|-----------------------|--|--------------------------|
| Students (n=732) | | | | |
| Retention rate | 1.6% | Up from 0.8% | 0.9% | 1.1% |
| Attendance rate | 96.3% | Down from 96.6% | 96.2% | 96.2% |
| Served by gifted and talented program | 24.0% | Down from 25.4% | 19.1% | 13.4% |
| With disabilities other than speech | 4.6% | Down from 9.5% | 3.9% | 4.1% |
| Older than usual for grade | 0.1% | Down from 0.2% | 0.2% | 0.3% |
| Out-of-school suspensions or expulsions for violent and/or criminal offenses | 0.0% | No Change | 0.0% | 0.0% |
| Teachers (n=40) | | | | |
| Teachers with advanced degrees | 77.5% | Up from 70.8% | 64.6% | 62.5% |
| Continuing contract teachers | 97.5% | Up from 81.3% | 90.9% | 88.2% |
| Teachers returning from previous year | 88.8% | Down from 90.8% | 89.6% | 87.8% |
| Teacher attendance rate | 96.9% | Down from 97.0% | 95.3% | 95.2% |
| Average teacher salary* | \$48,058 | Down 1.4% | \$48,010 | \$46,773 |
| Classes not taught by highly qualified teachers | 0.0% | Down from 2.2% | 0.0% | 0.0% |
| Professional development days/teacher | 15.0 days | Up from 14.9 days | 11.1 days | 10.5 days |
| School | | | | |
| Principal's years at school | 14.0 | Up from 13.0 | 5.0 | 4.0 |
| Student-teacher ratio in core subjects | 20.8 to 1 | Down from 21.2 to 1 | 20.8 to 1 | 19.9 to 1 |
| Prime instructional time | 92.7% | Down from 93.3% | 90.2% | 90.4% |
| Opportunities in the arts | Good | No Change | Good | Good |
| SACS accreditation | Yes | No Change | Yes | Yes |
| Parents attending conferences | 98.7% | Down from 99.7% | 100.0% | 100.0% |
| Character development program | Excellent | No Change | Excellent | Excellent |
| Dollars spent per pupil** | \$6,463 | Up 3.9% | \$7,127 | \$7,447 |
| Percent of expenditures for instruction** | 74.5% | Down from 75.0% | 68.8% | 68.4% |
| Percent of expenditures for teacher salaries** | 72.1% | Down from 72.2% | 66.3% | 65.8% |
| % of AYP objectives met | 81.0% | Down from 100.0% | 95.2% | 90.5% |

* Length of contract = 185+ days.

** Prior year audited financial data available.

EVALUATION RESULTS

| | Teachers | Students* | Parents* |
|--|----------|-----------|----------|
| Number of surveys returned | 29 | 125 | 97 |
| Percent satisfied with learning environment | 100.0% | 83.2% | 93.6% |
| Percent satisfied with social and physical environment | 100.0% | 84.7% | 94.7% |
| Percent satisfied with school-home relations | 100.0% | 88.7% | 87.5% |

*Only students at the highest elementary school grade level at this school and their parents were included.

Comprehensive detail, including definitions of ratings, performance criteria, and explanations of status, is available on www.ed.sc.gov and www.eoc.sc.gov as well as school and school district websites.

Printed versions are available from school districts upon request.

REPORT OF PRINCIPAL AND SCHOOL IMPROVEMENT COUNCIL

At Roebuck Elementary School our mission is to provide educational experiences for the whole child in a nurturing and challenging environment, which helps prepare students to be responsible, self-reliant citizens in a rapidly changing society. Our mission partnered with our motto "Soaring High and Reaching for Excellence," is reflective of the high expectations established for our school community.

Our exemplary teachers and students have worked diligently and received many local and state awards and honors. Roebuck was honored to be recognized as a 2010 Conserving School of the Year by SC Green Steps and as a 2010 Outstanding School Recycling Program from SC DHEC's Office of Solid Waste Reduction and Recycling.

This year, our theme of "Earth-Savers: Building Healthy Bodies for a Healthy Planet" set the tone for a wide array of learning opportunities, activities, and explorations for our students. Throughout the year our school community focused on "being green" and taking care of our environment. Our RES Enviro- Week Extravaganza showcased the year-long efforts of students' learning along with hands on creativity in the visual and performing arts.

We continued our excellent tradition of service and care within our community. Our students collected and donated over 3,000 cans of food for our local soup kitchen. Roebuck participated in several activities to promote literacy, wellness and fitness among our students, parents, and faculty. Students participated in Jump Rope/Hoops for Heart and raised over \$4, 200 in donations for the American Heart Association. Over \$1,800 was raised in one day and given to our local Mobile Meals. Our Roebuck Relay for Life team raised an astounding \$9,000.00 for the American Cancer Society!

MAP (Measures of Academic Progress) continues to be used with all students to measure academic growth from year to year. Study Island, a standards-based assessment, instruction and test preparation software program was implemented school-wide. Reading intervention programs such as Response to Intervention, PRIDE, Reading Mastery and Reading Success were continued this school year. Our third grade Math Mania Multiplication program sponsored by the Kiwanis Club and our Math Explorers program for grades 3-5 was continued. A significant number of our students met personal and school-wide reading goals.

Our outstanding PTO, School Improvement Council, volunteers and business partners continuously provide many contributions of time, resources, and support to our diverse school population. This continuous team effort and supportive atmosphere truly helps us fulfill our mission, soar high and reach for excellence.

Mrs. Annie J. Means, Principal

Mr. Roberts Counts, School Improvement Council Chair

Abbreviations Key

N/A Not Applicable N/AV Not Available N/C Not Collected N/R Not Reported I/S Insufficient Sample TBD To be determined
 NI Newly Identified CSI Continuing School Improvement CA Corrective Action RP Plan to Restructure R Restructure DELAY School Improvement Status HOLD School Improvement Status