SC Annual School Report Card Summary

WOODLAND HEIGHTS ELEMENTARY
Spartanburg 6
Grades: PK-5 **Enrollment: 411**
Principal: Dr. Cynthia Pridgen
Superintendent: Darryl Owings
Board Chair: Mr. Alex Meadows

PERFORMANCE

Comprehensive detail, including definitions of ratings, performance criteria, and explanations of status, is available on www.ed.sc.gov and www.eoc.sc.gov as well as school and school district websites. Printed versions are available from school districts upon request.

YEAR	ABSOLUTE RATING	GROWTH RATING	PALMETTO GOLD AND SILVER AWARD		AYP STATUS	NCLB IMPROVEMENT STATUS
			General Performance	Closing the Gap		
2011	Average	Average	TBD	TBD	Met	N/A
2010	Good	Average	N/A	N/A	Met	N/A
2009	Good	Average	N/A	N/A	Met	N/A

ABSOLUTE RATINGS OF ELEMENTARY SCHOOLS WITH STUDENTS LIKE OURS*

EXCELLENT	GOOD	AVERAGE	BELOW AVERAGE	AT-RISK
13	34	73	5	0

** Ratings are calculated with data available by 11/09/2011. Schools with Students Like Ours are Elementary Schools with Poverty Indices of no more than 5% above or below the index for this school.*

PASS PERFORMANCE

Our School | Elementary Schools with Students Like Ours | Elementary schools statewide

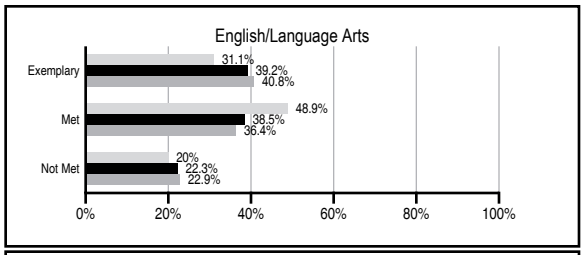

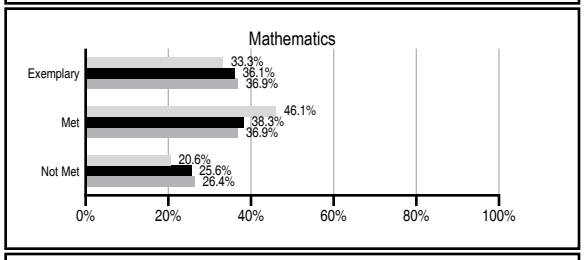

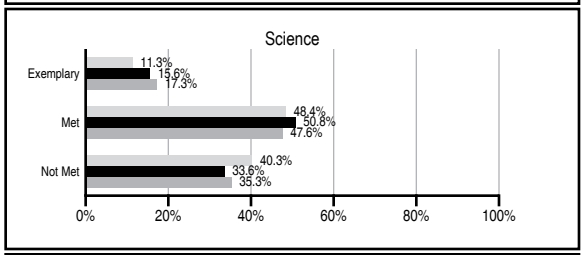

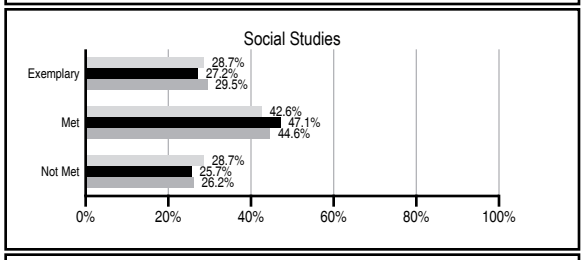

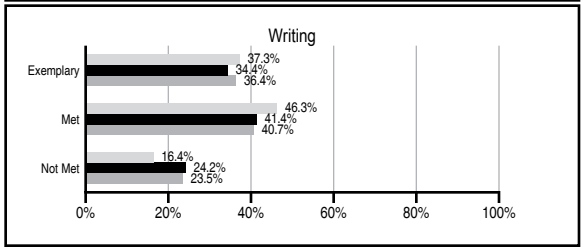

NAEP PERFORMANCE*

** Performance reported for SC and nation, data not available at school level. Percentages at NAEP Achievement Levels.*

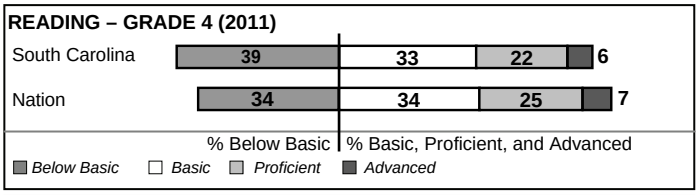





SC PERFORMANCE VISION

By 2020 all students will graduate with the knowledge and skills necessary to compete successfully in the global economy, participate in a democratic society and contribute positively as members of families and communities.

Abbreviations Key
N/A Not Applicable **N/AV** Not Available **N/C** Not Collected **N/R** Not Reported **I/S** Insufficient Sample **TBD** To be determined
NI Newly Identified **CSI** Continuing School Improvement **CA** Corrective Action **RP** Plan to Restructure **R** Restructure **DELAY** School Improvement Status **HOLD** School Improvement Status

WOODLAND HEIGHTS ELEMENTARY [Spartanburg 6]

SCHOOL PROFILE

	Our School	Change from Last Year	Elementary Schools with Students Like Ours	Median Elementary School
Students (n=411)				
Retention rate	2.4%	Up from 1.0%	1.0%	1.1%
Attendance rate	97.4%	Up from 97.2%	96.0%	96.2%
Served by gifted and talented program	25.7%	Down from 31.4%	12.9%	13.4%
With disabilities other than speech	2.7%	Down from 8.7%	4.9%	4.1%
Older than usual for grade	1.0%	Up from 0.3%	0.3%	0.3%
Out-of-school suspensions or expulsions for violent and/or criminal offenses	0.0%	No Change	0.0%	0.0%
Teachers (n=34)				
Teachers with advanced degrees	67.6%	Up from 66.7%	60.9%	62.5%
Continuing contract teachers	82.4%	Up from 77.8%	90.9%	88.2%
Teachers returning from previous year	90.3%	Down from 91.2%	88.0%	87.8%
Teacher attendance rate	97.2%	Up from 96.3%	95.0%	95.2%
Average teacher salary*	$48,416	Down 3.9%	$46,605	$46,773
Classes not taught by highly qualified teachers	0.0%	No Change	0.0%	0.0%
Professional development days/teacher	13.9 days	Up from 13.3 days	11.2 days	10.5 days
School				
Principal's years at school	7.0	Up from 6.0	4.0	4.0
Student-teacher ratio in core subjects	20.1 to 1	Up from 17.5 to 1	19.7 to 1	19.9 to 1
Prime instructional time	93.7%	Up from 93.0%	90.2%	90.4%
Opportunities in the arts	Good	No Change	Good	Good
SACS accreditation	Yes	No Change	Yes	Yes
Parents attending conferences	100.0%	Up from 98.6%	100.0%	100.0%
Character development program	Excellent	No Change	Excellent	Excellent
Dollars spent per pupil**	$9,590	Up 2.2%	$7,304	$7,447
Percent of expenditures for instruction**	75.4%	Up from 75.3%	67.9%	68.4%
Percent of expenditures for teacher salaries**	73.6%	Up from 72.8%	65.1%	65.8%
% of AYP objectives met	100.0%	No Change	91.3%	90.5%

* Length of contract = 185+ days.
** Prior year audited financial data available.

EVALUATION RESULTS

	Teachers	Students*	Parents*
Number of surveys returned	36	65	51
Percent satisfied with learning environment	100.0%	87.7%	95.9%
Percent satisfied with social and physical environment	100.0%	92.3%	89.6%
Percent satisfied with school-home relations	94.4%	89.2%	89.8%

*Only students at the highest elementary school grade level at this school and their parents were included.

Comprehensive detail, including definitions of ratings, performance criteria, and explanations of status, is available on **www.ed.sc.gov** and **www.eoc.sc.gov** as well as school and school district websites.

Printed versions are available from school districts upon request.

REPORT OF PRINCIPAL AND SCHOOL IMPROVEMENT COUNCIL

Woodland Heights Elementary is a Carolina First Palmetto's Finest School with a record of outstanding student achievement. We just completed our sixth year as an Arts in Basic Curriculum school. A variety of arts experiences are available to students. Each grade level presented a musical drama incorporating the SC Academic Standards tied to the school wide theme, "Nothing Could Be Finer." Students enjoyed seven arts performances at the school and attended several off site performances. Five artists in residence provided musical, visual arts, and dance experiences. Teachers utilized the arts in classrooms when teaching core academic subjects. Parents were invited to a Fine Arts Sneak a Peek Week where they visited classrooms and even participated in one of their child's arts experiences. Throughout the year, students participated in numerous activities that promote leadership such as Student Council, Peer Helpers, Wildcat Cadets, and Gents and Ladies Clubs. Through our Wee C.A.R.E. (Children Are Reaching Everywhere) Program, students were able to give back to the community by sponsoring the Animal Shelter, Soup Kitchen, Relay for Life and the Christmas Giving Tree. Additional educational programs implemented included a full-day 4K program, Hands-On-Algebra, early morning math enrichment, reading incentive programs, in-school tutoring, after school homework assistance/remedial programs, computerized math and reading programs, and an afternoon Fitness Club for grades 3-5. An instructional after-school and summer program partnership with a local church through a $250,000 21st Century grant provided learning opportunities for many students.

A variety of school events allowed parents to share in their child's school experience. Some of these events were Back to School Night, Picnic on the Green, Open House, Fitness Night, Sneak a Peek Weeks, Grandparents Day, and a Fine Arts Share Week. An active PTO provided WHES with funds to enrich learning opportunities. Through their fund raisers, the PTO purchased instructional materials, reading incentives, program supplies, playground equipment, sound system and much more! The extensive volunteer program included over 2000 volunteer hours. WHES PTO is awesome!

The experienced WHES staff includes 71% with a Masters Degree or higher and 40% who have gifted certification. Teachers were awarded $25,963.00 in innovative grants funds. These professionals work well as a team and are key in the successful instructional program provided to students. By always keeping in mind our school motto, "Always for Children", the WHES faculty will continue to provide quality learning experiences for all children.

Dr. Cynthia J. Pridgen, Principal
2011 SC Elementary Principal of the Year
2011 SCMEA Outstanding Principal of the Year

Mrs. Melissa Brown, School Improvement Council Chair

Abbreviations Key
N/A Not Applicable **N/AV** Not Available **N/C** Not Collected **N/R** Not Reported **I/S** Insufficient Sample **TBD** To be determined
NI Newly Identified **CSI** Continuing School Improvement **CA** Corrective Action **RP** Plan to Restructure **R** Restructure **DELAY** School Improvement Status **HOLD** School Improvement Status