



SC Annual School Report Card Summary

WEST VIEW ELEMENTARY
Spartanburg 6
Grades: K-5 Enrollment: 724
Principal: Shawn R. Wootton
Superintendent: Darryl Owings
Board Chair: Mr. Alex Meadows

PERFORMANCE

Comprehensive detail, including definitions of ratings, performance criteria, and explanations of status, is available on www.ed.sc.gov and www.eoc.sc.gov as well as school and school district websites. Printed versions are available from school districts upon request.

YEAR	ABSOLUTE RATING	GROWTH RATING	PALMETTO GOLD AND SILVER AWARD		AYP STATUS	NCLB IMPROVEMENT STATUS
			General Performance	Closing the Gap		
2011	Excellent	Excellent	TBD	TBD	Not Met	N/A
2010	Excellent	Good	Gold	Silver	Not Met	N/A
2009	Good	Average	N/A	N/A	Met	N/A

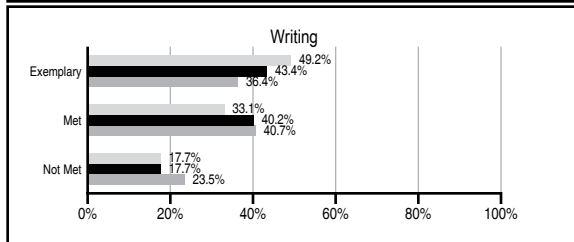
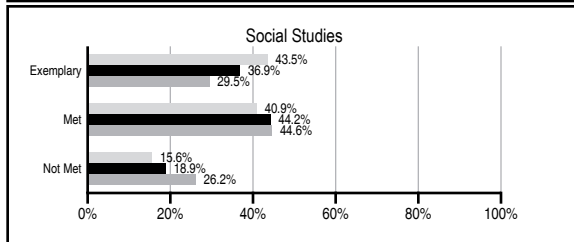
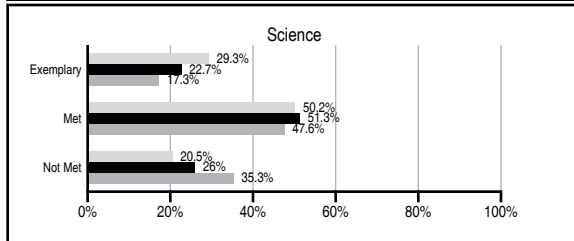
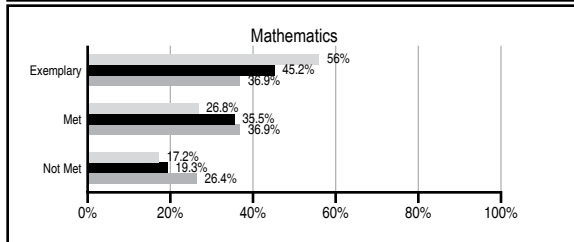
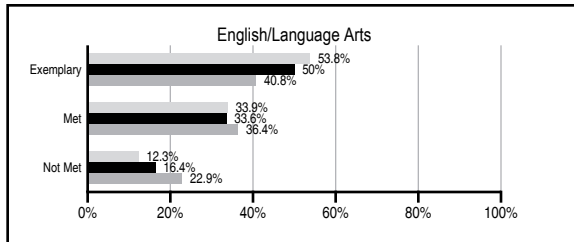
ABSOLUTE RATINGS OF ELEMENTARY SCHOOLS WITH STUDENTS LIKE OURS*

EXCELLENT	GOOD	AVERAGE	BELOW AVERAGE	AT-RISK
29	33	8	1	0

* Ratings are calculated with data available by 11/09/2011. Schools with Students Like Ours are Elementary Schools with Poverty Indices of no more than 5% above or below the index for this school.


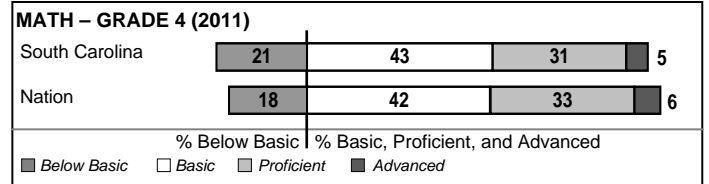
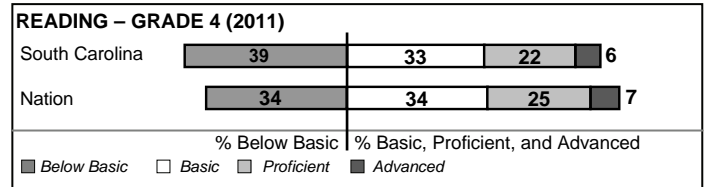
PASS PERFORMANCE

Our School
 Elementary Schools with Students Like Ours
 Elementary schools statewide



NAEP PERFORMANCE*

* Performance reported for SC and nation, data not available at school level. Percentages at NAEP Achievement Levels.



SC PERFORMANCE VISION

By 2020 all students will graduate with the knowledge and skills necessary to compete successfully in the global economy, participate in a democratic society and contribute positively as members of families and communities.

Abbreviations Key

N/A Not Applicable N/AV Not Available N/C Not Collected N/R Not Reported I/S Insufficient Sample TBD To be determined

NI Newly Identified CSI Continuing School Improvement CA Corrective Action RP Plan to Restructure R Restructure DELAY School Improvement Status HOLD School Improvement Status

WEST VIEW ELEMENTARY [Spartanburg 6]

SCHOOL PROFILE

	Our School	Change from Last Year	Elementary Schools with Students Like Ours	Median Elementary School
Students (n=724)				
Retention rate	1.1%	Down from 2.0%	0.9%	1.1%
Attendance rate	96.7%	Down from 97.0%	96.3%	96.2%
Served by gifted and talented program	32.9%	Up from 30.2%	20.1%	13.4%
With disabilities other than speech	2.6%	Down from 7.5%	3.4%	4.1%
Older than usual for grade	0.4%	Up from 0.3%	0.2%	0.3%
Out-of-school suspensions or expulsions for violent and/or criminal offenses	0.0%	No Change	0.0%	0.0%
Teachers (n=49)				
Teachers with advanced degrees	73.5%	Down from 74.0%	65.2%	62.5%
Continuing contract teachers	87.8%	Up from 84.0%	90.3%	88.2%
Teachers returning from previous year	94.2%	Up from 91.2%	90.3%	87.8%
Teacher attendance rate	96.4%	Down from 96.8%	95.0%	95.2%
Average teacher salary*	\$48,749	Down 1.5%	\$47,909	\$46,773
Classes not taught by highly qualified teachers	1.3%	Up from 1.2%	0.0%	0.0%
Professional development days/teacher	8.4 days	Down from 10.4 days	10.9 days	10.5 days
School				
Principal's years at school	7.0	Up from 5.0	4.0	4.0
Student-teacher ratio in core subjects	20.9 to 1	Up from 19.8 to 1	20.8 to 1	19.9 to 1
Prime instructional time	92.6%	Down from 93.3%	90.6%	90.4%
Opportunities in the arts	Good	No Change	Good	Good
SACS accreditation	Yes	No Change	Yes	Yes
Parents attending conferences	100.0%	Up from 97.3%	100.0%	100.0%
Character development program	Good	Down from Excellent	Excellent	Excellent
Dollars spent per pupil**	\$6,863	Down 0.6%	\$6,878	\$7,447
Percent of expenditures for instruction**	74.5%	Up from 74.2%	69.4%	68.4%
Percent of expenditures for teacher salaries**	73.0%	Up from 71.9%	67.0%	65.8%
% of AYP objectives met	88.0%	Down from 96.0%	94.1%	90.5%

* Length of contract = 185+ days.

** Prior year audited financial data available.

EVALUATION RESULTS

	Teachers	Students*	Parents*
Number of surveys returned	35	130	106
Percent satisfied with learning environment	100.0%	85.4%	92.3%
Percent satisfied with social and physical environment	100.0%	79.8%	90.6%
Percent satisfied with school-home relations	100.0%	86.8%	86.5%

*Only students at the highest elementary school grade level at this school and their parents were included.

REPORT OF PRINCIPAL AND SCHOOL IMPROVEMENT COUNCIL

At West View Elementary, where "all children experience success," our students continue to achieve! Our PASS test scores earned us an Excellent rating on our school report card as well as a Palmetto Gold and Silver Award from the SC State Department of Education. The faculty and staff at West View are committed to high levels of student achievement. This commitment is evident in the achievement of all students with West View wildcats continuing to score above the state average on state testing.

West View's success continues to be grounded in a strong, positive school and community culture and excellence in teaching and learning. Our culture thrives on common values, traditions, and ceremonies that exemplify the significance we place on the teaching and learning environment. Our strong culture is a unifying force for students, parents, faculty and staff.

Continuous uninterrupted and research based instruction is a clear focus at West View. This is accomplished through daily common planning time for teachers, flexible grouping for the instruction of mathematics, intervention and remediation programs for reading and mathematics, and enrichment opportunities throughout. In addition to the academic focus, students are able to participate in our many club offerings: chess club, cooking club, science club, 4H pet club, puzzle club, game club, and soccer club, to name a few. These opportunities, provided by the faculty and staff, are avenues for our children to grow socially and emotionally as well as academically.

The West View faculty celebrated accomplishments throughout the year with two teachers being awarded the Golden Apple Award and one teacher being recognized as the District Six Reading Teacher of the Year. In addition, twelve PTO mini-grants were awarded to teachers to fund innovative and technological approaches to instruction in the classroom.

Our School Improvement Council was once again vigilant in setting goals to support our students. One such goal, the Mentors Matter mentoring program, paired students with mentors for the first time during the spring. In addition, West View is fortunate to have an active PTO that works diligently and tirelessly in its efforts on behalf of the children and faculty. Again, this year, thousands of dollars were raised to help purchase additional items for the classroom to aid our students in their success.

West View continues to be dedicated to providing excellence through our commitment to the educational welfare of the children and parents of this community. Our partnership ensures that students are provided with a positive, challenging and enriching learning environment that enables each student to be successful. We are extremely proud of our accomplishments at WVES and know that these are only possible through the support of our stakeholders.

Shawn R. Wootton, Ed.S., Principal
Stacey Beeler, SIC Chairman

Comprehensive detail, including definitions of ratings, performance criteria, and explanations of status, is available on www.ed.sc.gov and www.eoc.sc.gov as well as school and school district websites.

Printed versions are available from school districts upon request.

Abbreviations Key

N/A Not Applicable N/AV Not Available N/C Not Collected N/R Not Reported I/S Insufficient Sample TBD To be determined
NI Newly Identified CSI Continuing School Improvement CA Corrective Action RP Plan to Restructure R Restructure DELAY School Improvement Status HOLD School Improvement Status