



SC Annual School Report Card Summary

JESSE S BOBO ELEMENTARY
Spartanburg 6
Grades: PK-5 Enrollment: 593
Principal: Patrick Suber
Superintendent: Darryl Owings
Board Chair: Mr. Alex Meadows

PERFORMANCE

Comprehensive detail, including definitions of ratings, performance criteria, and explanations of status, is available on www.ed.sc.gov and www.eoc.sc.gov as well as school and school district websites. Printed versions are available from school districts upon request.

YEAR	ABSOLUTE RATING	GROWTH RATING	PALMETTO GOLD AND SILVER AWARD		AYP STATUS	NCLB IMPROVEMENT STATUS
			General Performance	Closing the Gap		
2011	Average	Below Average	TBD	TBD	Met	N/A
2010	Below Average	At-Risk	N/A	N/A	Met	N/A
2009	Below Average	At-Risk	N/A	N/A	Met	NI-DELAY

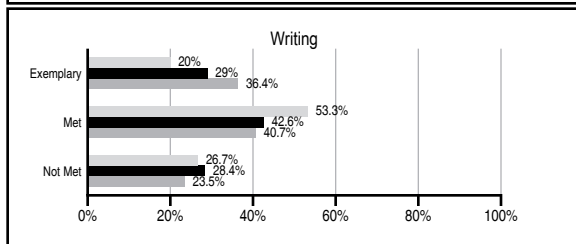
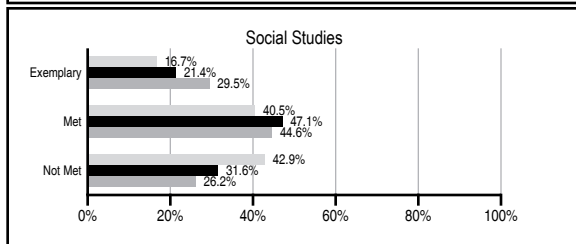
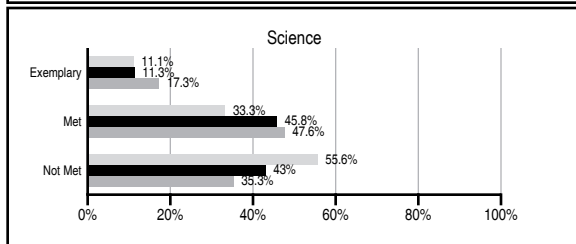
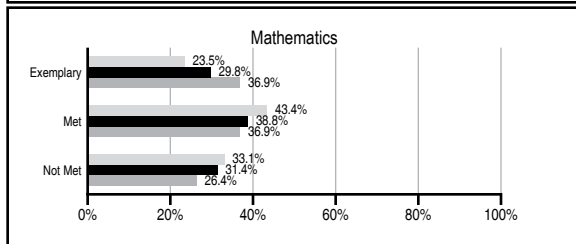
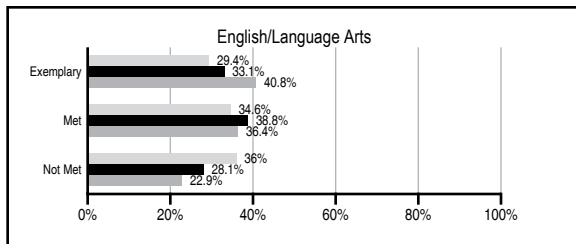
ABSOLUTE RATINGS OF ELEMENTARY SCHOOLS WITH STUDENTS LIKE OURS*

EXCELLENT	GOOD	AVERAGE	BELOW AVERAGE	AT-RISK
6	12	99	14	4

* Ratings are calculated with data available by 11/09/2011. Schools with Students Like Ours are Elementary Schools with Poverty Indices of no more than 5% above or below the index for this school.

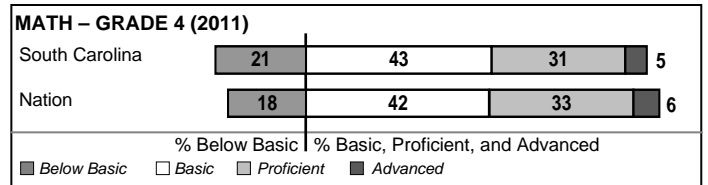
PASS PERFORMANCE

Our School
 Elementary Schools with Students Like Ours
 Elementary schools statewide



NAEP PERFORMANCE*

* Performance reported for SC and nation, data not available at school level. Percentages at NAEP Achievement Levels.



SC PERFORMANCE VISION

By 2020 all students will graduate with the knowledge and skills necessary to compete successfully in the global economy, participate in a democratic society and contribute positively as members of families and communities.

Abbreviations Key

N/A Not Applicable N/AV Not Available N/C Not Collected N/R Not Reported I/S Insufficient Sample TBD To be determined

NI Newly Identified CSI Continuing School Improvement CA Corrective Action RP Plan to Restructure R Restructure DELAY School Improvement Status HOLD School Improvement Status

JESSE S BOBO ELEMENTARY [Spartanburg 6]

SCHOOL PROFILE

	Our School	Change from Last Year	Elementary Schools with Students Like Ours	Median Elementary School
Students (n=593)				
Retention rate	1.8%	Down from 2.2%	1.5%	1.1%
Attendance rate	95.9%	No Change	95.9%	96.2%
Served by gifted and talented program	13.6%	Up from 11.5%	9.1%	13.4%
With disabilities other than speech	1.8%	Down from 10.0%	4.5%	4.1%
Older than usual for grade	0.5%	Up from 0.0%	0.4%	0.3%
Out-of-school suspensions or expulsions for violent and/or criminal offenses	0.0%	No Change	0.0%	0.0%
Teachers (n=40)				
Teachers with advanced degrees	67.5%	Down from 70.0%	60.3%	62.5%
Continuing contract teachers	77.5%	Up from 75.0%	87.5%	88.2%
Teachers returning from previous year	78.5%	Up from 75.8%	86.9%	87.8%
Teacher attendance rate	95.3%	Up from 95.2%	95.1%	95.2%
Average teacher salary*	\$47,404	Down 1.0%	\$45,996	\$46,773
Classes not taught by highly qualified teachers	11.2%	Up from 7.7%	0.0%	0.0%
Professional development days/teacher	7.1 days	Down from 13.0 days	10.5 days	10.5 days
School				
Principal's years at school	4.0	Up from 3.0	4.0	4.0
Student-teacher ratio in core subjects	18.2 to 1	Down from 23.1 to 1	19.4 to 1	19.9 to 1
Prime instructional time	90.6%	Up from 90.4%	90.0%	90.4%
Opportunities in the arts	Good	No Change	Good	Good
SACS accreditation	Yes	No Change	Yes	Yes
Parents attending conferences	6.9%	Down from 87.7%	100.0%	100.0%
Character development program	Excellent	No Change	Excellent	Excellent
Dollars spent per pupil**	\$6,209	Down 15.6%	\$7,491	\$7,447
Percent of expenditures for instruction**	66.8%	Down from 67.0%	67.4%	68.4%
Percent of expenditures for teacher salaries**	65.5%	Up from 65.0%	64.4%	65.8%
% of AYP objectives met	100.0%	No Change	85.7%	90.5%

* Length of contract = 185+ days.

** Prior year audited financial data available.

EVALUATION RESULTS

	Teachers	Students*	Parents*
Number of surveys returned	28	44	34
Percent satisfied with learning environment	74.1%	79.5%	81.3%
Percent satisfied with social and physical environment	81.5%	84.1%	87.5%
Percent satisfied with school-home relations	57.7%	84.1%	78.8%

*Only students at the highest elementary school grade level at this school and their parents were included.

REPORT OF PRINCIPAL AND SCHOOL IMPROVEMENT COUNCIL

The 2010-2011 school year was a pivotal year for Jesse S. Bobo Elementary School. New and exciting programs were launched while we remained steadfast in researching and incorporating effective practices for fostering growth in all students. Our daily efforts are committed to providing all children with every opportunity for higher academic achievement. Our school year commenced with the report that our school had met the 17 performance objectives required for Adequate Yearly Progress (AYP). Although our school achieved AYP, we are dedicated to staff development opportunities for teachers. Analyzing PASS, MAP, DIBELS scores and classroom grading systems, we are able to determine areas of deficiencies and implement the SRA reading program for every student in grades K-5. Early Bird passes to computer lab, the Media Center, Thinking Skills games, and physical activities in the gym provided our students with early morning exercise for the brain and body.

Students, faculty, staff, and school family members also participated in a variety of service learning activities which included the American Heart Association (Jump Rope for Heart), American Cancer Society (Relay for Life), and the United Way.

As we approach the 2011-2012 school year, Jesse S. Bobo Elementary School will continue to ensure that our students are provided a rigorous curriculum that will enable all students to become independent learners.

Patrick Suber, Principal
Robin Ballenger, SIC Chair

Comprehensive detail, including definitions of ratings, performance criteria, and explanations of status, is available on www.ed.sc.gov and www.eoc.sc.gov as well as school and school district websites.

Printed versions are available from school districts upon request.

Abbreviations Key

N/A Not Applicable N/AV Not Available N/C Not Collected N/R Not Reported I/S Insufficient Sample TBD To be determined

NI Newly Identified CSI Continuing School Improvement CA Corrective Action RP Plan to Restructure R Restructure DELAY School Improvement Status HOLD School Improvement Status