



SC Annual School Report Card Summary

PAULINE-GLENN SPRINGS ELEMENTARY
Spartanburg 6
Grades: K-5 Enrollment: 488
Principal: Jennifer Atkinson
Superintendent: Darryl Owings
Board Chair: Mr. Alex Meadows

PERFORMANCE

Comprehensive detail, including definitions of ratings, performance criteria, and explanations of status, is available on www.ed.sc.gov and www.eoc.sc.gov as well as school and school district websites. Printed versions are available from school districts upon request.

YEAR	ABSOLUTE RATING	GROWTH RATING	PALMETTO GOLD AND SILVER AWARD		AYP STATUS	NCLB IMPROVEMENT STATUS
			General Performance	Closing the Gap		
2011	Excellent	Average	TBD	TBD	Not Met	N/A
2010	Good	Average	N/A	N/A	Met	N/A
2009	Good	Average	N/A	N/A	Met	N/A

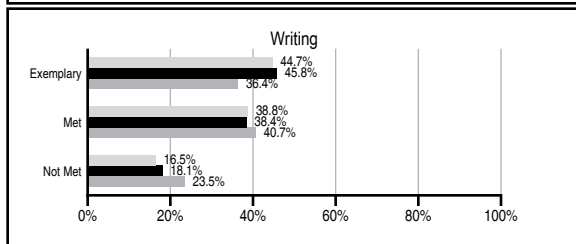
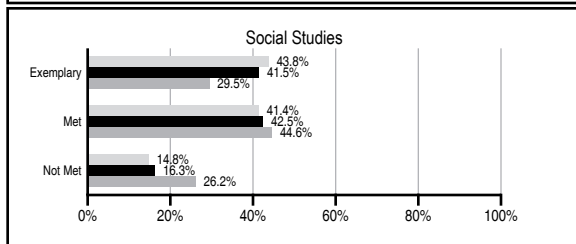
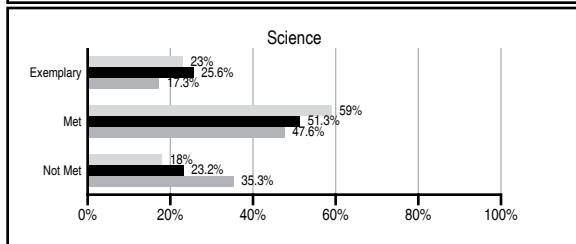
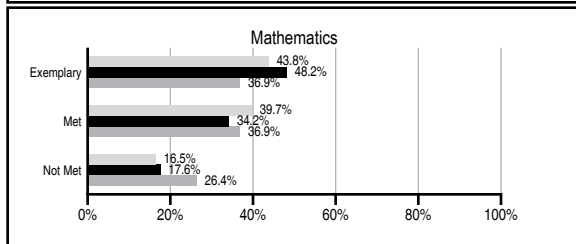
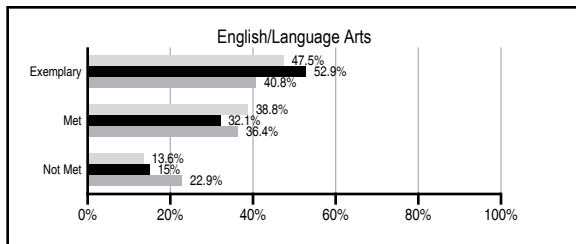
ABSOLUTE RATINGS OF ELEMENTARY SCHOOLS WITH STUDENTS LIKE OURS*

EXCELLENT	GOOD	AVERAGE	BELOW AVERAGE	AT-RISK
32	16	3	2	0

* Ratings are calculated with data available by 11/09/2011. Schools with Students Like Ours are Elementary Schools with Poverty Indices of no more than 5% above or below the index for this school.

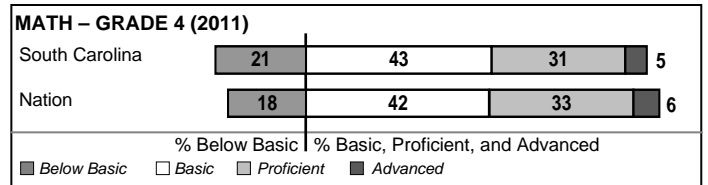
PASS PERFORMANCE

Our School
 Elementary Schools with Students Like Ours
 Elementary schools statewide



NAEP PERFORMANCE*

* Performance reported for SC and nation, data not available at school level. Percentages at NAEP Achievement Levels.



SC PERFORMANCE VISION

By 2020 all students will graduate with the knowledge and skills necessary to compete successfully in the global economy, participate in a democratic society and contribute positively as members of families and communities.

Abbreviations Key

N/A Not Applicable N/AV Not Available N/C Not Collected N/R Not Reported I/S Insufficient Sample TBD To be determined

NI Newly Identified CSI Continuing School Improvement CA Corrective Action RP Plan to Restructure R Restructure DELAY School Improvement Status HOLD School Improvement Status

PAULINE-GLENN SPRINGS ELEMENTARY [Spartanburg

SCHOOL PROFILE

	Our School	Change from Last Year	Elementary Schools with Students Like Ours	Median Elementary School
Students (n=488)				
Retention rate	0.2%	Down from 1.7%	0.8%	1.1%
Attendance rate	96.6%	Up from 96.5%	96.5%	96.2%
Served by gifted and talented program	35.6%	Up from 33.3%	22.0%	13.4%
With disabilities other than speech	5.7%	Down from 12.8%	3.7%	4.1%
Older than usual for grade	0.2%	No Change	0.2%	0.3%
Out-of-school suspensions or expulsions for violent and/or criminal offenses	0.0%	No Change	0.0%	0.0%
Teachers (n=33)				
Teachers with advanced degrees	78.8%	Down from 81.3%	64.5%	62.5%
Continuing contract teachers	84.8%	Down from 90.6%	89.4%	88.2%
Teachers returning from previous year	96.7%	Up from 96.6%	87.9%	87.8%
Teacher attendance rate	95.0%	Up from 94.8%	95.2%	95.2%
Average teacher salary*	\$49,901	Down 5.5%	\$48,398	\$46,773
Classes not taught by highly qualified teachers	0.0%	No Change	0.0%	0.0%
Professional development days/teacher	4.9 days	Down from 13.1 days	9.5 days	10.5 days
School				
Principal's years at school	7.0	Up from 6.0	4.0	4.0
Student-teacher ratio in core subjects	20.5 to 1	Down from 21.0 to 1	20.9 to 1	19.9 to 1
Prime instructional time	90.7%	Up from 90.6%	91.3%	90.4%
Opportunities in the arts	Good	No Change	Good	Good
SACS accreditation	Yes	No Change	Yes	Yes
Parents attending conferences	100.0%	No Change	100.0%	100.0%
Character development program	Excellent	No Change	Excellent	Excellent
Dollars spent per pupil**	\$7,095	Up 0.8%	\$7,091	\$7,447
Percent of expenditures for instruction**	74.8%	Down from 75.1%	69.3%	68.4%
Percent of expenditures for teacher salaries**	73.3%	Up from 73.1%	68.1%	65.8%
% of AYP objectives met	88.2%	Down from 100.0%	95.2%	90.5%

* Length of contract = 185+ days.

** Prior year audited financial data available.

EVALUATION RESULTS

	Teachers	Students*	Parents*
Number of surveys returned	32	86	56
Percent satisfied with learning environment	96.9%	97.6%	90.9%
Percent satisfied with social and physical environment	100.0%	96.3%	92.9%
Percent satisfied with school-home relations	100.0%	96.4%	85.7%

*Only students at the highest elementary school grade level at this school and their parents were included.

Comprehensive detail, including definitions of ratings, performance criteria, and explanations of status, is available on www.ed.sc.gov and www.eoc.sc.gov as well as school and school district websites.

Printed versions are available from school districts upon request.

REPORT OF PRINCIPAL AND SCHOOL IMPROVEMENT COUNCIL

Our motto at Pauline-Glenn Springs Elementary, "Where Dreams Begin," is reflective of our belief that elementary school is the foundation of a child's educational experience. At Pauline-Glenn Springs we strive to create a warm, supportive, caring and inviting learning environment where student learning is our chief priority. We pride ourselves on always placing children first.

Today's students need the skills and self confidence to succeed as leaders in the 21st Century. They need to be able to communicate clearly, to work as a team, to be self-motivated and analytical thinkers. Our students need the organizational and technical skills to compete in a global society. We believe it is our responsibility to develop our young students as leaders by providing them with the skills that will allow them to handle themselves in any given situation.

Our school-wide theme for 2010-2011, "Lead to Succeed" set the tone for another outstanding year of learning. Our students completed their first year participating in The Leader in Me Program and celebrated promising results. This past year all of our students began learning Dr. Stephen Covey's 7 Habits of Highly Effective People. The Seven Habits of Happy Kids, written by Dr. Covey's son, Sean Covey, was utilized by all faculty members to teach the habits in a child-friendly language. Our goal was to begin teaching our students the skills of self-discipline, self-reliance, and self-confidence. The 7 Habits gave us a common language built on proven principle-based leadership skills. The 7 Habits that we learned are: Habit 1: Be Proactive: You're in charge!, Habit 2: Begin with the End in Mind: Have a Plan, Habit 3: Put First things First: Work First, Then Play, Habit 4: Think Win-Win: Everyone Can Win, Habit 5: Seek First to Understand, Then to Be Understood: Listen Before you Talk, Habit 6: Synergize: Together is Better, and Habit 7: Sharpen the Saw, Balance Feels Better. Every student kept a data notebook, which focused on the student's personal and academic goals. Students kept charts and graphs of their academic progress and used their data notebooks during student-led conferences.

We continued our school-wide recycling program, collecting over \$900 from recycling cans. The funds collected were used for various school beautification projects. In addition to recycling, we gave back to our community through several other service projects. These projects included collecting \$1,480.00 for United Way with 100% faculty and staff participation, \$4,422 for the American Cancer Society and \$600 for St. Jude's Children's Hospital. Our Student Council sponsored a canned food drive, collected items for the Spartanburg Humane Society, as well as Mountain View Nursing Home.

We appreciate the many contributions and support from our PTO, School Improvement Council, parents, volunteers, and business partners. We look forward to the wonderful possibilities that lie ahead for our school as we continue to strive for excellence education!

Jennifer F. Atkinson, Principal
Lisa Prato, School Improvement Council Chairman

Abbreviations Key

N/A Not Applicable N/AV Not Available N/C Not Collected N/R Not Reported I/S Insufficient Sample TBD To be determined
NI Newly Identified CSI Continuing School Improvement CA Corrective Action RP Plan to Restructure R Restructure DELAY School Improvement Status HOLD School Improvement Status