



SC Annual School Report Card Summary

LONE OAK ELEMENTARY
Spartanburg 6
Grades: K-5 Enrollment: 298
Principal: Verotta M. Kennedy
Superintendent: Darryl Owings
Board Chair: Mr. Alex Meadows

PERFORMANCE

Comprehensive detail, including definitions of ratings, performance criteria, and explanations of status, is available on www.ed.sc.gov and www.eoc.sc.gov as well as school and school district websites. Printed versions are available from school districts upon request.

YEAR	ABSOLUTE RATING	GROWTH RATING	PALMETTO GOLD AND SILVER AWARD		AYP STATUS	NCLB IMPROVEMENT STATUS
			General Performance	Closing the Gap		
2011	Average	Average	TBD	TBD	Not Met	N/A
2010	Average	Average	N/A	N/A	Met	N/A
2009	Average	Average	N/A	N/A	Met	N/A

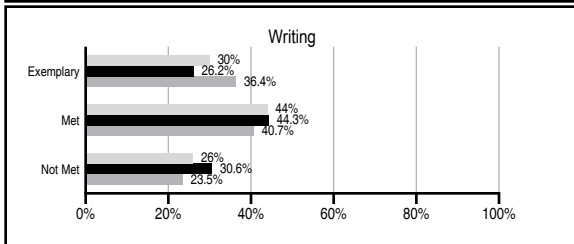
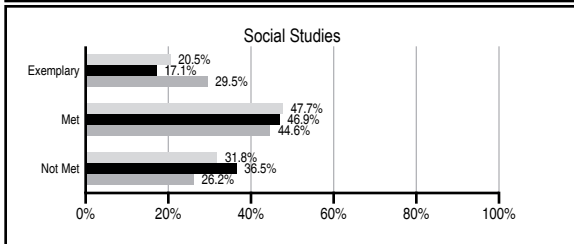
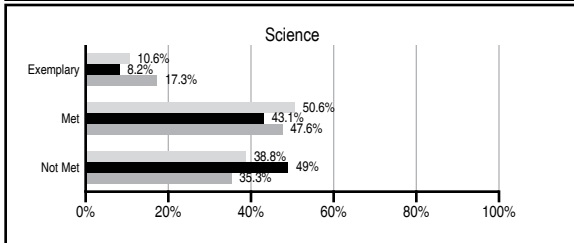
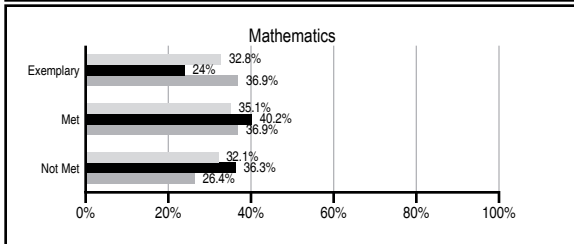
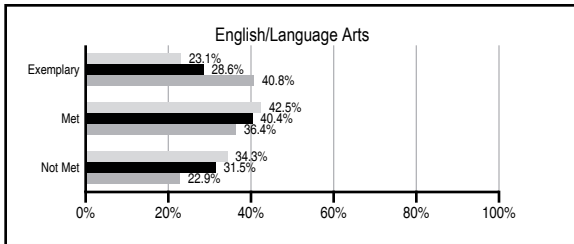
ABSOLUTE RATINGS OF ELEMENTARY SCHOOLS WITH STUDENTS LIKE OURS*

EXCELLENT	GOOD	AVERAGE	BELOW AVERAGE	AT-RISK
3	7	112	43	14

*Ratings are calculated with data available by 11/09/2011. Schools with Students Like Ours are Elementary Schools with Poverty Indices of no more than 5% above or below the index for this school.

PASS PERFORMANCE

Our School
 Elementary Schools with Students Like Ours
 Elementary schools statewide



NAEP PERFORMANCE*

* Performance reported for SC and nation, data not available at school level. Percentages at NAEP Achievement Levels.



SC PERFORMANCE VISION

By 2020 all students will graduate with the knowledge and skills necessary to compete successfully in the global economy, participate in a democratic society and contribute positively as members of families and communities.

Abbreviations Key

N/A Not Applicable N/AV Not Available N/C Not Collected N/R Not Reported I/S Insufficient Sample TBD To be determined

NI Newly Identified CSI Continuing School Improvement CA Corrective Action RP Plan to Restructure R Restructure DELAY School Improvement Status HOLD School Improvement Status

LONE OAK ELEMENTARY [Spartanburg 6]

SCHOOL PROFILE

	Our School	Change from Last Year	Elementary Schools with Students Like Ours	Median Elementary School
Students (n=298)				
Retention rate	0.0%	Down from 0.6%	1.5%	1.1%
Attendance rate	96.2%	Up from 95.4%	95.9%	96.2%
Served by gifted and talented program	15.5%	Down from 16.2%	6.4%	13.4%
With disabilities other than speech	3.6%	Down from 5.6%	4.5%	4.1%
Older than usual for grade	0.0%	Down from 0.4%	0.5%	0.3%
Out-of-school suspensions or expulsions for violent and/or criminal offenses	0.0%	No Change	0.0%	0.0%
Teachers (n=20)				
Teachers with advanced degrees	75.0%	Up from 69.6%	61.1%	62.5%
Continuing contract teachers	85.0%	Up from 78.3%	83.3%	88.2%
Teachers returning from previous year	87.9%	Up from 86.6%	85.4%	87.8%
Teacher attendance rate	96.9%	Up from 96.4%	95.1%	95.2%
Average teacher salary*	\$45,886	Up 3.6%	\$45,373	\$46,773
Classes not taught by highly qualified teachers	0.0%	No Change	0.0%	0.0%
Professional development days/teacher	12.0 days	Down from 17.0 days	10.3 days	10.5 days
School				
Principal's years at school	6.0	Up from 5.0	3.0	4.0
Student-teacher ratio in core subjects	19.0 to 1	Up from 18.0 to 1	18.2 to 1	19.9 to 1
Prime instructional time	92.2%	Up from 91.1%	90.0%	90.4%
Opportunities in the arts	Good	No Change	Good	Good
SACS accreditation	Yes	No Change	Yes	Yes
Parents attending conferences	96.1%	Down from 100.0%	100.0%	100.0%
Character development program	Excellent	No Change	Excellent	Excellent
Dollars spent per pupil**	\$7,987	Up 4.6%	\$8,078	\$7,447
Percent of expenditures for instruction**	67.0%	Down from 69.4%	67.9%	68.4%
Percent of expenditures for teacher salaries**	65.4%	Down from 67.0%	64.6%	65.8%
% of AYP objectives met	81.0%	Down from 100.0%	76.9%	90.5%

* Length of contract = 185+ days.

** Prior year audited financial data available.

EVALUATION RESULTS

	Teachers	Students*	Parents*
Number of surveys returned	13	54	49
Percent satisfied with learning environment	100.0%	90.7%	95.7%
Percent satisfied with social and physical environment	92.3%	92.6%	93.8%
Percent satisfied with school-home relations	91.7%	92.6%	87.2%

*Only students at the highest elementary school grade level at this school and their parents were included.

REPORT OF PRINCIPAL AND SCHOOL IMPROVEMENT COUNCIL

Lone Oak Elementary School is a school characterized by family atmosphere and teacher dedication to all students; therefore, we have been recognized as a Red Carpet School by the SDOE. Lone Oak offers an unmistakable sense of encouragement and pride. The administration and faculty are persistent in creating a safe, enriching environment for each student. Lone Oak embraces being a culturally diverse school, recognizing and respecting the individual uniqueness of our students and community demonstrated by a strong commitment to excellence inside and outside of the classroom.

Dedicated teachers continue to plan instruction and colleagues, eagerly participate in regular professional development, implement dynamic daily lessons, support students through a multitude of teacher-sponsored afterschool activities, and write grants that continually better our school environment and programs. Constant efforts to improve student experiences using innovative research-based instructional practices result in ever-increasing student achievement.

Lone Oak implemented a school-wide monthly emphasis on writing that energized students from kindergarten to fifth grade. By focusing on Six + One Traits of writing with morning announcements, bulletin board displays, and focused lessons, students learned strategies to improve their writing. In addition to professional development in writing instruction and creating standard-aligned assessments, teachers worked in teams during weekly scheduled "Lunch and Learn" science and math trainings. Teachers also committed to "Summer Planning" in which they met with their grade levels to reflect on the previous year, set goals, and develop plans to implement new instructional strategies that address the increasing enrollment of LEP and ESOL students.

With a consistent focus on seeking opportunities for all students to shine, students are honored who demonstrate good character, talent, and dedication in related arts, and academic distinction. Participation in service learning activities such as Relay for Life and Jump Rope for Heart continues to be an integral part of the school program in our effort to promote awareness and the idea of "giving back." Due to the continued support of parents, the community and local business partnerships, Lone Oak is able to provide a supportive environment that empowers students to become successful. At Lone Oak, faculty, staff and students show their pride by continually "Striving for Excellence!"

Verotta M. Kennedy, Principal
Janet Boatman, SIC Chair

Comprehensive detail, including definitions of ratings, performance criteria, and explanations of status, is available on www.ed.sc.gov and www.eoc.sc.gov as well as school and school district websites.

Printed versions are available from school districts upon request.

Abbreviations Key

N/A Not Applicable N/AV Not Available N/C Not Collected N/R Not Reported I/S Insufficient Sample TBD To be determined
NI Newly Identified CSI Continuing School Improvement CA Corrective Action RP Plan to Restructure R Restructure DELAY School Improvement Status HOLD School Improvement Status