



SC Annual School Report Card Summary

FAIRFOREST ELEMENTARY
Spartanburg 6
Grades: PK-5 Enrollment: 714
Principal: Stephen Krawczyk
Superintendent: Darryl Owings
Board Chair: Mr. Alex Meadows

PERFORMANCE

Comprehensive detail, including definitions of ratings, performance criteria, and explanations of status, is available on www.ed.sc.gov and www.eoc.sc.gov as well as school and school district websites. Printed versions are available from school districts upon request.

YEAR	ABSOLUTE RATING	GROWTH RATING	PALMETTO GOLD AND SILVER AWARD		AYP STATUS	NCLB IMPROVEMENT STATUS
			General Performance	Closing the Gap		
2011	Average	Average	TBD	TBD	Not Met	N/A
2010	Average	Average	N/A	N/A	Not Met	N/A
2009	Average	Average	N/A	N/A	Not Met	N/A

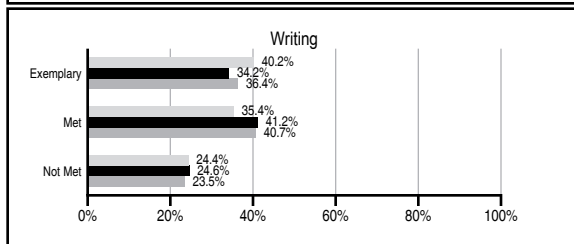
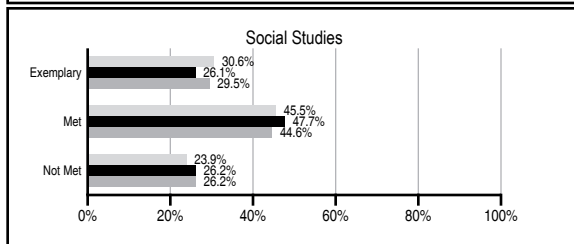
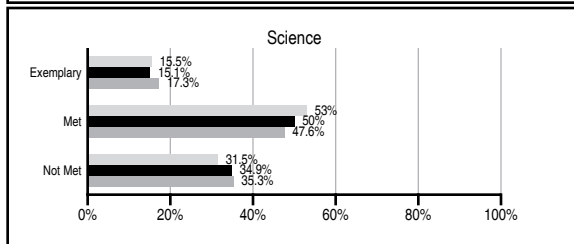
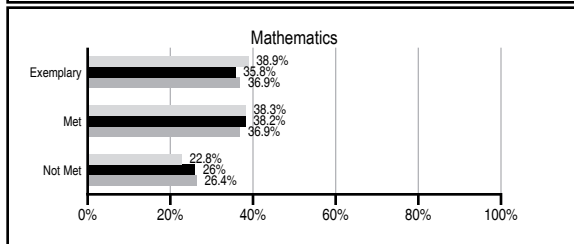
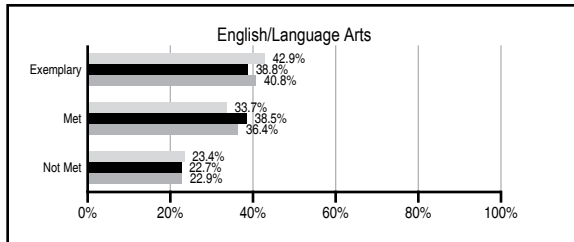
ABSOLUTE RATINGS OF ELEMENTARY SCHOOLS WITH STUDENTS LIKE OURS*

EXCELLENT	GOOD	AVERAGE	BELOW AVERAGE	AT-RISK
11	29	78	5	0

* Ratings are calculated with data available by 11/09/2011. Schools with Students Like Ours are Elementary Schools with Poverty Indices of no more than 5% above or below the index for this school.


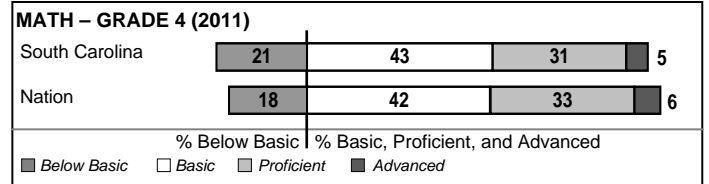
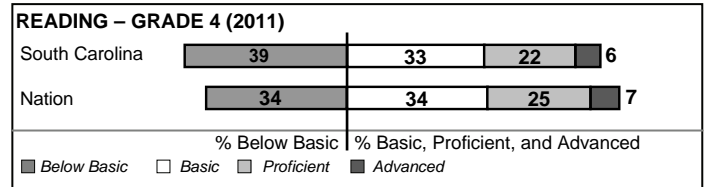
PASS PERFORMANCE

Our School
 Elementary Schools with Students Like Ours
 Elementary schools statewide



NAEP PERFORMANCE*

* Performance reported for SC and nation, data not available at school level. Percentages at NAEP Achievement Levels.



SC PERFORMANCE VISION

By 2020 all students will graduate with the knowledge and skills necessary to compete successfully in the global economy, participate in a democratic society and contribute positively as members of families and communities.

Abbreviations Key

N/A Not Applicable N/AV Not Available N/C Not Collected N/R Not Reported I/S Insufficient Sample TBD To be determined

NI Newly Identified CSI Continuing School Improvement CA Corrective Action RP Plan to Restructure R Restructure DELAY School Improvement Status HOLD School Improvement Status

FAIRFOREST ELEMENTARY [Spartanburg 6]

SCHOOL PROFILE

	Our School	Change from Last Year	Elementary Schools with Students Like Ours	Median Elementary School
Students (n=714)				
Retention rate	1.3%	No Change	1.1%	1.1%
Attendance rate	96.3%	Up from 96.1%	96.0%	96.2%
Served by gifted and talented program	23.3%	Down from 23.6%	12.8%	13.4%
With disabilities other than speech	4.9%	Down from 7.8%	4.7%	4.1%
Older than usual for grade	0.3%	Up from 0.0%	0.3%	0.3%
Out-of-school suspensions or expulsions for violent and/or criminal offenses	0.0%	No Change	0.0%	0.0%
Teachers (n=43)				
Teachers with advanced degrees	81.4%	Up from 80.0%	60.7%	62.5%
Continuing contract teachers	83.7%	Up from 77.8%	90.2%	88.2%
Teachers returning from previous year	86.9%	Up from 86.7%	88.0%	87.8%
Teacher attendance rate	96.0%	Down from 96.7%	95.1%	95.2%
Average teacher salary*	\$47,629	Down 1.5%	\$46,745	\$46,773
Classes not taught by highly qualified teachers	0.0%	No Change	0.0%	0.0%
Professional development days/teacher	18.5 days	Up from 18.4 days	11.1 days	10.5 days
School				
Principal's years at school	9.0	Up from 8.0	4.0	4.0
Student-teacher ratio in core subjects	21.9 to 1	Down from 22.1 to 1	19.6 to 1	19.9 to 1
Prime instructional time	91.8%	Down from 92.4%	90.2%	90.4%
Opportunities in the arts	Good	No Change	Good	Good
SACS accreditation	Yes	No Change	Yes	Yes
Parents attending conferences	99.6%	Down from 100.0%	100.0%	100.0%
Character development program	Excellent	No Change	Excellent	Excellent
Dollars spent per pupil**	\$6,312	Down 1.8%	\$7,403	\$7,447
Percent of expenditures for instruction**	73.2%	Up from 68.2%	67.6%	68.4%
Percent of expenditures for teacher salaries**	71.4%	Up from 64.6%	64.7%	65.8%
% of AYP objectives met	96.6%	No Change	92.3%	90.5%

* Length of contract = 185+ days.

** Prior year audited financial data available.

EVALUATION RESULTS

	Teachers	Students*	Parents*
Number of surveys returned	34	118	73
Percent satisfied with learning environment	94.1%	92.4%	90.0%
Percent satisfied with social and physical environment	100.0%	90.7%	91.5%
Percent satisfied with school-home relations	94.1%	94.0%	86.8%

*Only students at the highest elementary school grade level at this school and their parents were included.

REPORT OF PRINCIPAL AND SCHOOL IMPROVEMENT COUNCIL

Fairforest Elementary School's mission is to prepare our students for life-long learning through a challenging curriculum with open communication in a safe, respectful environment. In the 2010 - 2011 school year, Fairforest Elementary School students worked hard to become well-rounded individuals by focusing on academics, the arts and by giving back to their community. Our students received recognitions in each of those areas.

The faculty and staff at Fairforest Elementary school understand that the academic success of our students is largely dependent upon them. As such, they worked tirelessly to provide a challenging instructional program which was driven by the South Carolina Curriculum Standards and our school and district improvement plans.

However, our faculty and staff also realize that the high levels to which we strive can only be achieved with your help, support and involvement. In 2010 – 2011 our school was fortunate to have numerous volunteers, outstanding parents, community organizations and business partners all of whom are committed to helping us create a safe, nurturing and inviting learning atmosphere for our students. These dedicated stakeholders have enriched our school atmosphere and enabled us to meet needs that otherwise would not have been met.

Throughout the 2010 - 2011 school year, we continued to see a rise in student enrollment, a rise in the percentage of students who receive free or reduced lunch and a rise in the number of students who speak English as a second language. To help address those needs, we were able to add a teaching position, modify school based intervention programs, and continue our partnership with the Boys and Girls Club of the Upstate to provide additional academic time to our students.

Fairforest Elementary School has a tradition of using our time and talents in ways that provide our students with the best education possible for ALL children within our school walls. Our staff is still committed to that goal and is grateful to the School District Six Board of Trustees, the District Administration, and the community at large for their continued efforts to provide our students with a quality education within a top-notch facility.

Stephen Krawczyk, Principal
Jason Elder, School Improvement Council Chair

Comprehensive detail, including definitions of ratings, performance criteria, and explanations of status, is available on www.ed.sc.gov and www.eoc.sc.gov as well as school and school district websites.

Printed versions are available from school districts upon request.

Abbreviations Key

N/A Not Applicable N/AV Not Available N/C Not Collected N/R Not Reported I/S Insufficient Sample TBD To be determined
NI Newly Identified CSI Continuing School Improvement CA Corrective Action RP Plan to Restructure R Restructure DELAY School Improvement Status HOLD School Improvement Status