



# SC Annual School Report Card Summary

**LYMAN ELEMENTARY**  
**Spartanburg 5**  
**Grades: PK-4** Enrollment: 654  
**Principal: Tim Henson**  
**Superintendent: Dr. Scott Turner**  
**Board Chair: Mr. Steve Brockman**

## PERFORMANCE

Comprehensive detail, including definitions of ratings, performance criteria, and explanations of status, is available on [www.ed.sc.gov](http://www.ed.sc.gov) and [www.eoc.sc.gov](http://www.eoc.sc.gov) as well as school and school district websites. Printed versions are available from school districts upon request.

YEAR	ABSOLUTE RATING	GROWTH RATING	PALMETTO GOLD AND SILVER AWARD		AYP STATUS	NCLB IMPROVEMENT STATUS
			General Performance	Closing the Gap		
2011	Excellent	Excellent	TBD	TBD	Met	N/A
2010	Good	Good	Silver	Silver	Met	N/A
2009	Good	Excellent	Gold	Silver	Met	N/A

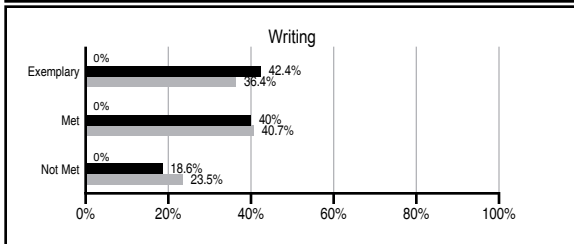
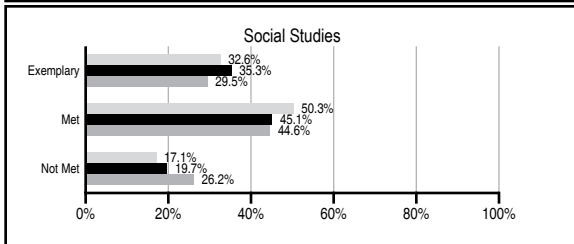
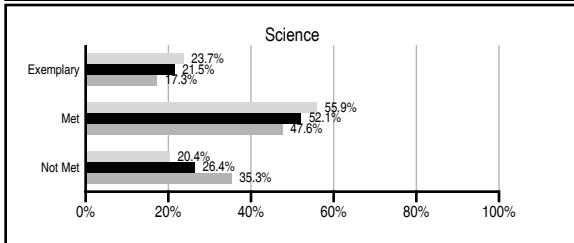
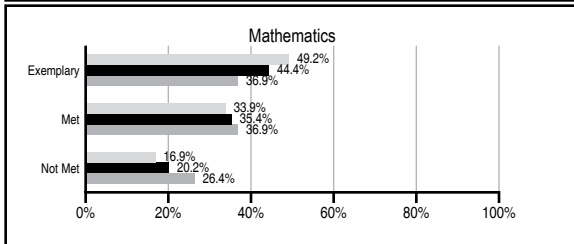
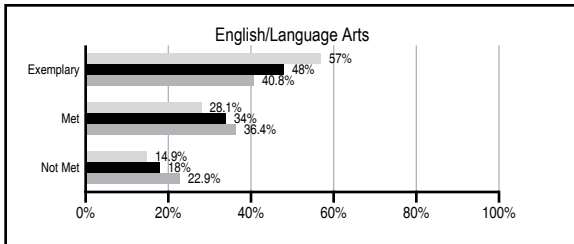
## ABSOLUTE RATINGS OF ELEMENTARY SCHOOLS WITH STUDENTS LIKE OURS\*

EXCELLENT	GOOD	AVERAGE	BELOW AVERAGE	AT-RISK
29	41	21	0	0

\* Ratings are calculated with data available by 11/09/2011. Schools with Students Like Ours are Elementary Schools with Poverty Indices of no more than 5% above or below the index for this school.




## PASS PERFORMANCE

Our School
  Elementary Schools with Students Like Ours
  Elementary schools statewide



## NAEP PERFORMANCE\*

\* Performance reported for SC and nation, data not available at school level. Percentages at NAEP Achievement Levels.



## SC PERFORMANCE VISION

*By 2020 all students will graduate with the knowledge and skills necessary to compete successfully in the global economy, participate in a democratic society and contribute positively as members of families and communities.*

### Abbreviations Key

N/A Not Applicable N/AV Not Available N/C Not Collected N/R Not Reported I/S Insufficient Sample TBD To be determined

NI Newly Identified CSI Continuing School Improvement CA Corrective Action RP Plan to Restructure R Restructure DELAY School Improvement Status HOLD School Improvement Status

# LYMAN ELEMENTARY [Spartanburg 5]

## SCHOOL PROFILE

	Our School	Change from Last Year	Elementary Schools with Students Like Ours	Median Elementary School
<b>Students (n=654)</b>				
Retention rate	0.7%	Down from 1.8%	0.9%	1.1%
Attendance rate	96.4%	Up from 96.2%	96.2%	96.2%
Served by gifted and talented program	18.0%	Up from 13.8%	19.1%	13.4%
With disabilities other than speech	3.9%	Down from 8.3%	3.9%	4.1%
Older than usual for grade	0.2%	No Change	0.2%	0.3%
Out-of-school suspensions or expulsions for violent and/or criminal offenses	0.0%	No Change	0.0%	0.0%
<b>Teachers (n=41)</b>				
Teachers with advanced degrees	65.9%	Up from 62.5%	64.3%	62.5%
Continuing contract teachers	95.1%	Up from 85.0%	90.3%	88.2%
Teachers returning from previous year	N/A	N/A	89.5%	87.8%
Teacher attendance rate	96.1%	Up from 95.4%	95.4%	95.2%
Average teacher salary*	\$47,393	Down 2.3%	\$47,962	\$46,773
Classes not taught by highly qualified teachers	0.0%	No Change	0.0%	0.0%
Professional development days/teacher	10.3 days	Down from 15.0 days	11.2 days	10.5 days
<b>School</b>				
Principal's years at school	3.0	Up from 2.0	5.0	4.0
Student-teacher ratio in core subjects	20.4 to 1	Down from 20.6 to 1	20.6 to 1	19.9 to 1
Prime instructional time	91.6%	Up from 90.8%	90.3%	90.4%
Opportunities in the arts	Good	No Change	Good	Good
SACS accreditation	Yes	No Change	Yes	Yes
Parents attending conferences	100.0%	Up from 98.1%	100.0%	100.0%
Character development program	Excellent	No Change	Excellent	Excellent
Dollars spent per pupil**	\$6,400	Up 2.8%	\$7,151	\$7,447
Percent of expenditures for instruction**	71.5%	Down from 72.5%	68.8%	68.4%
Percent of expenditures for teacher salaries**	70.0%	Up from 69.2%	66.2%	65.8%
% of AYP objectives met	100.0%	No Change	95.2%	90.5%

\* Length of contract = 185+ days.

\*\* Prior year audited financial data available.

## EVALUATION RESULTS

	Teachers	Students*	Parents*
Number of surveys returned	25	113	82
Percent satisfied with learning environment	96.0%	87.6%	91.3%
Percent satisfied with social and physical environment	96.0%	89.4%	96.3%
Percent satisfied with school-home relations	96.0%	81.4%	90.0%

\*Only students at the highest elementary school grade level at this school and their parents were included.

## REPORT OF PRINCIPAL AND SCHOOL IMPROVEMENT COUNCIL

We have had another incredible year at Lyman Elementary. Our school is located in one of Spartanburg County's fastest growing areas. Lyman Elementary houses 670 students in pre-kindergarten through 4th grade. The faculty and staff of 75 serve our students in a state of the art facility. It is our belief that we are all stakeholders in the educational lives of every student. Through innovative and challenging educational experiences, we strive to meet the individual needs of all students at Lyman.

Students learn reading through a balanced literacy approach which includes the use of the Rigby Literacy Program. We have continued our implementation of South Carolina Math for our math instruction. Science standards are addressed through exciting hands-on activities in our classrooms and through instruction involving the use of grade-level science kits. Our school joins the other schools in District Five in the continued implementation of the Learning-Focused School initiative and the standards-based units that have been developed for each content area. This exciting school reform model provides greater focus on standards and curriculum for both teachers and students.

Opportunities for students are abundant at Lyman Elementary School. Students have access to computers in labs and in classrooms, as well as the use of digital cameras, video cameras, laser disks, scanners, and Interwrite boards.

Student leadership is encouraged through participation in Student Council, Pride Patrol, Captains of the Flag, and The Morning Show Crew.

We are grateful for our continuing partnership with our PTO and the following local businesses: Auto Zone, Chick-fil-a, Food Lion, Jocassee Designs, Zaxby's, McDonalds, and Bi-lo. Students serve the school community through a variety of service learning projects such as food drives, Relay for Life, Jump Rope for Life, March of Dimes, and Zig the Pig for cancer research.

Through the hard work and dedication of our students, staff, and parents, Lyman Elementary was named a Palmetto Silver Award winner for absolute performance and closing the achievement gap. Together we will continue to work to make Lyman Elementary an even great place for our students.

Mike Seagle, SIC Chair  
Tim Henson, Principal

Comprehensive detail, including definitions of ratings, performance criteria, and explanations of status, is available on [www.ed.sc.gov](http://www.ed.sc.gov) and [www.eoc.sc.gov](http://www.eoc.sc.gov) as well as school and school district websites.

Printed versions are available from school districts upon request.

### Abbreviations Key

N/A Not Applicable N/AV Not Available N/C Not Collected N/R Not Reported I/S Insufficient Sample TBD To be determined

NI Newly Identified CSI Continuing School Improvement CA Corrective Action RP Plan to Restructure R Restructure DELAY School Improvement Status HOLD School Improvement Status