



SC Annual School Report Card Summary

ABNER CREEK ACADEMY

Spartanburg 5

Grades: PK-4

Enrollment: 406

Principal: Patricia Paul

Superintendent: Dr. Scott Turner

Board Chair: Mr. Steve Brockman

PERFORMANCE

Comprehensive detail, including definitions of ratings, performance criteria, and explanations of status, is available on www.ed.sc.gov and www.eoc.sc.gov as well as school and school district websites. Printed versions are available from school districts upon request.

YEAR	ABSOLUTE RATING	GROWTH RATING	PALMETTO GOLD AND SILVER AWARD		AYP STATUS	NCLB IMPROVEMENT STATUS
			General Performance	Closing the Gap		
2011	Excellent	Good	TBD	TBD	Met	N/A
2010	Excellent	Good	Gold	Silver	Met	N/A
2009	Good	Average	N/A	Silver	Met	N/A

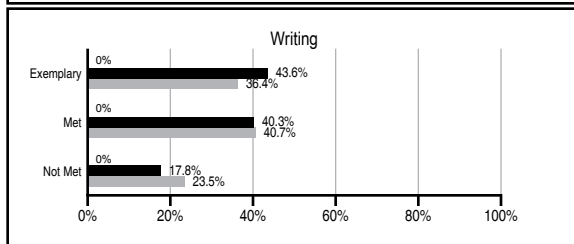
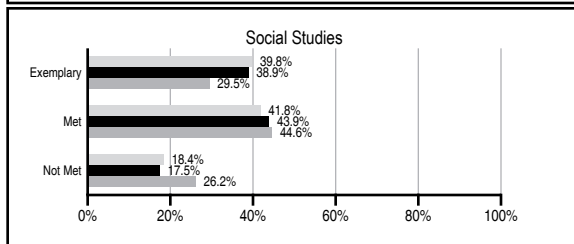
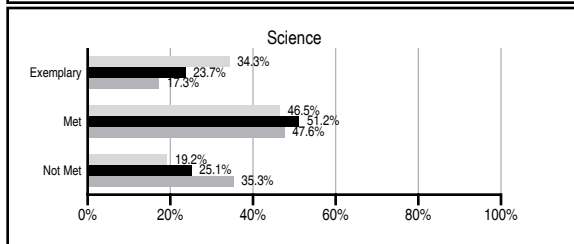
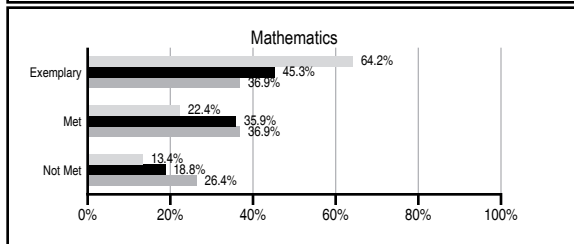
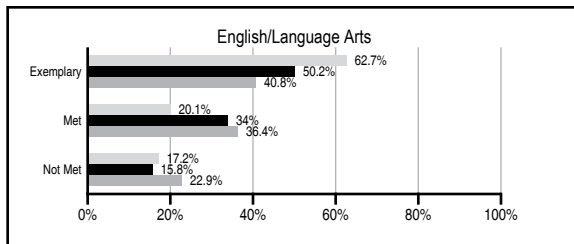
ABSOLUTE RATINGS OF ELEMENTARY SCHOOLS WITH STUDENTS LIKE OURS*

EXCELLENT	GOOD	AVERAGE	BELOW AVERAGE	AT-RISK
30	30	5	1	0

* Ratings are calculated with data available by 11/09/2011. Schools with Students Like Ours are Elementary Schools with Poverty Indices of no more than 5% above or below the index for this school.



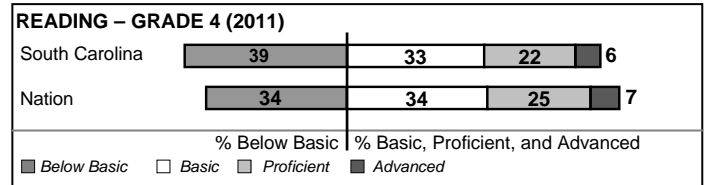
PASS PERFORMANCE

Our School
 Elementary Schools with Students Like Ours
 Elementary schools statewide



NAEP PERFORMANCE*

* Performance reported for SC and nation, data not available at school level. Percentages at NAEP Achievement Levels.



SC PERFORMANCE VISION

By 2020 all students will graduate with the knowledge and skills necessary to compete successfully in the global economy, participate in a democratic society and contribute positively as members of families and communities.

Abbreviations Key

N/A Not Applicable N/AV Not Available N/C Not Collected N/R Not Reported I/S Insufficient Sample TBD To be determined

NI Newly Identified CSI Continuing School Improvement CA Corrective Action RP Plan to Restructure R Restructure DELAY School Improvement Status HOLD School Improvement Status

ABNER CREEK ACADEMY [Spartanburg 5]

SCHOOL PROFILE

	Our School	Change from Last Year	Elementary Schools with Students Like Ours	Median Elementary School
Students (n=406)				
Retention rate	1.0%	Down from 1.2%	0.8%	1.1%
Attendance rate	95.8%	Down from 97.4%	96.4%	96.2%
Served by gifted and talented program	35.2%	Up from 19.7%	20.1%	13.4%
With disabilities other than speech	2.6%	Down from 2.8%	3.7%	4.1%
Older than usual for grade	0.0%	No Change	0.2%	0.3%
Out-of-school suspensions or expulsions for violent and/or criminal offenses	0.0%	No Change	0.0%	0.0%
Teachers (n=31)				
Teachers with advanced degrees	80.6%	Up from 77.8%	62.9%	62.5%
Continuing contract teachers	90.3%	Up from 88.9%	90.6%	88.2%
Teachers returning from previous year	N/A	N/A	89.4%	87.8%
Teacher attendance rate	96.8%	Up from 96.6%	95.2%	95.2%
Average teacher salary*	\$48,370	Up 1.3%	\$48,370	\$46,773
Classes not taught by highly qualified teachers	0.0%	No Change	0.0%	0.0%
Professional development days/teacher	6.8 days	Down from 13.4 days	9.6 days	10.5 days
School				
Principal's years at school	3.0	Up from 2.0	4.8	4.0
Student-teacher ratio in core subjects	18.6 to 1	Down from 19.1 to 1	20.5 to 1	19.9 to 1
Prime instructional time	91.6%	Down from 93.3%	91.0%	90.4%
Opportunities in the arts	Good	No Change	Good	Good
SACS accreditation	Yes	No Change	Yes	Yes
Parents attending conferences	100.0%	Up from 99.8%	100.0%	100.0%
Character development program	Excellent	No Change	Excellent	Excellent
Dollars spent per pupil**	\$7,759	Down 11.9%	\$6,869	\$7,447
Percent of expenditures for instruction**	68.4%	No Change	70.3%	68.4%
Percent of expenditures for teacher salaries**	66.9%	Up from 65.7%	69.0%	65.8%
% of AYP objectives met	100.0%	No Change	94.1%	90.5%

* Length of contract = 185+ days.

** Prior year audited financial data available.

EVALUATION RESULTS

	Teachers	Students*	Parents*
Number of surveys returned	32	65	56
Percent satisfied with learning environment	96.9%	93.8%	94.6%
Percent satisfied with social and physical environment	100.0%	92.3%	96.4%
Percent satisfied with school-home relations	96.9%	92.3%	90.9%

*Only students at the highest elementary school grade level at this school and their parents were included.

Comprehensive detail, including definitions of ratings, performance criteria, and explanations of status, is available on www.ed.sc.gov and www.eoc.sc.gov as well as school and school district websites.

Printed versions are available from school districts upon request.

REPORT OF PRINCIPAL AND SCHOOL IMPROVEMENT COUNCIL

Abner Creek Academy, located 2.1 miles off of Interstate 85 in Spartanburg County, opened its doors on August 19 of 2008 and presently serves 433 students in pre-kindergarten through fourth grade. The faculty and staff of 62 serve our students in a state-of-the-art facility.

This year, one of our biggest projects was to develop a school renewal plan. To do this, a comprehensive needs assessment was done by the school to address the following areas: (1) Student Achievement, (2) Teacher Quality, (3) School Climate, and (4) School Infrastructure. For each of these areas, a plan of action has been determined for improvement. Information gained from the school/district report cards, test results, surveys, SIC meetings, our district strategic plan, and school personnel meetings was utilized to develop this strategic plan. Strengths, weaknesses, and challenges were identified from this information. Strategies and action steps were then developed.

Our school has many assets to celebrate. We have consecutively met Annual Yearly Progress as outlined in the No Child Left Behind legislation for two years. The Schools overall rating has increased from Good to Excellent. The school's improvement rating has increased from Average to Good.

The Palmetto Gold and Palmetto Silver awards program was created for schools attaining high levels of absolute performance, high rates of growth, or substantial progress in closing achievement gaps between groups of students. Abner Creek received the Palmetto Silver Award in 2009 for "Closing the Achievement Gap." In 2010, we were awarded the Palmetto Gold Award for "General Performance", as well as the Palmetto Silver award for "Closing the Achievement Gap". We attribute this increase in our ratings to our knowledge of using data to inform instruction as well as our district's Learning Focused Instructional practices.

All teachers at Abner Creek Academy are highly qualified. There are 77.8% of our teachers who have advanced degrees. The teacher attendance rate for our teachers was 96.6% which was up from 91.2% the previous year.

Communication and leadership opportunities for our students have been enhanced through the use of the arts as part of our magnet program. Our three-year magnet implementation plan includes infusing advanced speaking, writing, multimedia, and arts experiences into the curriculum while teaching leadership skills.

Students at all grade levels have been immersed in academics, but many other opportunities have been explored as students became involved in the additional programs in the magnet school. Literary Arts and Multimedia classes were added. Students had numerous opportunities to participate in lessons which integrate the arts each day. Creative movement, drama, music, and communication have been incorporated into classrooms throughout the school. Abner Creek hosted three magnet showcases that celebrated special projects, lessons, and events.

Our Parent Teacher Organization (PTO), a School Improvement Council (SIC), and partnerships with businesses such as Twin Palmetto Fine Foods, Pizza Inn, Abner Creek Baptist Church, Fulton Presbyterian Church, Zaxby's, Bruster's Ice Cream, Publix, Ingles, and Food Lion have been instrumental in the success of our school year. We also enjoyed our partnership with the Spartanburg Writing Project for the third consecutive year.

Abbreviations Key

N/A Not Applicable N/AV Not Available N/C Not Collected N/R Not Reported I/S Insufficient Sample TBD To be determined

NI Newly Identified CSI Continuing School Improvement CA Corrective Action RP Plan to Restructure R Restructure DELAY School Improvement Status HOLD School Improvement Status