



# SC Annual School Report Card Summary

**BERRY SHOALS INTERMEDIATE**  
**Spartanburg 5**  
**Grades: 5-6** Enrollment: 548  
**Principal: Michael A. Powell**  
**Superintendent: Dr. Scott Turner**  
**Board Chair: Mr. Steve Brockman**

## PERFORMANCE

Comprehensive detail, including definitions of ratings, performance criteria, and explanations of status, is available on [www.ed.sc.gov](http://www.ed.sc.gov) and [www.eoc.sc.gov](http://www.eoc.sc.gov) as well as school and school district websites. Printed versions are available from school districts upon request.

YEAR	ABSOLUTE RATING	GROWTH RATING	PALMETTO GOLD AND SILVER AWARD		AYP STATUS	NCLB IMPROVEMENT STATUS
			General Performance	Closing the Gap		
2011	Excellent	Excellent	TBD	TBD	Not Met	N/A
2010	Excellent	Excellent	Gold	Silver	Not Met	N/A
2009	Excellent	Good	Gold	N/A	Not Met	N/A

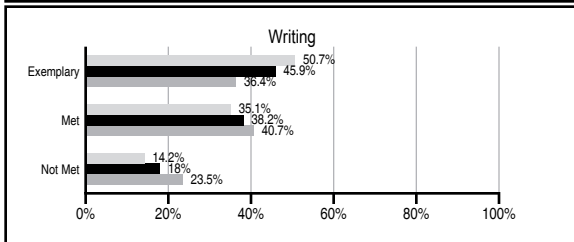
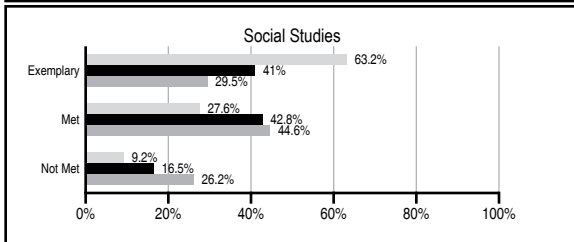
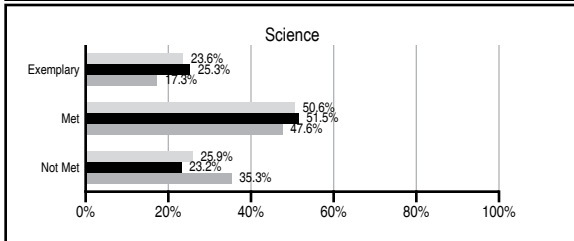
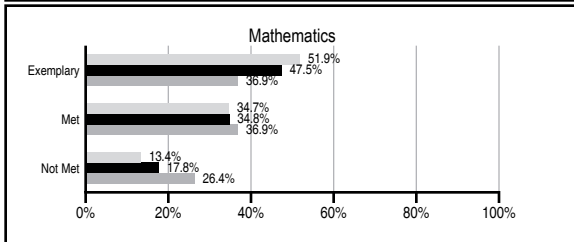
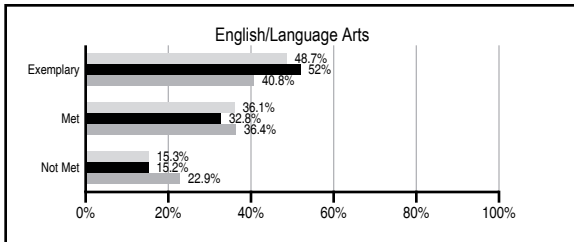
## ABSOLUTE RATINGS OF ELEMENTARY SCHOOLS WITH STUDENTS LIKE OURS\*

EXCELLENT	GOOD	AVERAGE	BELOW AVERAGE	AT-RISK
31	18	3	2	0

\* Ratings are calculated with data available by 11/09/2011. Schools with Students Like Ours are Elementary Schools with Poverty Indices of no more than 5% above or below the index for this school.

## PASS PERFORMANCE

Our School
  Elementary Schools with Students Like Ours
  Elementary schools statewide



## NAEP PERFORMANCE\*

\* Performance reported for SC and nation, data not available at school level. Percentages at NAEP Achievement Levels.



## SC PERFORMANCE VISION

*By 2020 all students will graduate with the knowledge and skills necessary to compete successfully in the global economy, participate in a democratic society and contribute positively as members of families and communities.*

### Abbreviations Key

N/A Not Applicable N/AV Not Available N/C Not Collected N/R Not Reported I/S Insufficient Sample TBD To be determined

NI Newly Identified CSI Continuing School Improvement CA Corrective Action RP Plan to Restructure R Restructure DELAY School Improvement Status HOLD School Improvement Status

# BERRY SHOALS INTERMEDIATE [Spartanburg 5]

## SCHOOL PROFILE

	Our School	Change from Last Year	Elementary Schools with Students Like Ours	Median Elementary School
<b>Students (n=548)</b>				
Retention rate	0.0%	No Change	0.8%	1.1%
Attendance rate	96.7%	Down from 97.3%	96.6%	96.2%
Served by gifted and talented program	25.5%	Down from 26.0%	21.2%	13.4%
With disabilities other than speech	9.0%	Down from 10.4%	4.1%	4.1%
Older than usual for grade	0.0%	No Change	0.2%	0.3%
Out-of-school suspensions or expulsions for violent and/or criminal offenses	0.0%	No Change	0.0%	0.0%
<b>Teachers (n=42)</b>				
Teachers with advanced degrees	76.2%	Down from 81.0%	65.2%	62.5%
Continuing contract teachers	83.3%	No Change	89.4%	88.2%
Teachers returning from previous year	87.9%	Up from 85.5%	87.9%	87.8%
Teacher attendance rate	95.2%	Up from 95.0%	95.2%	95.2%
Average teacher salary*	\$53,769	Down 2.0%	\$48,454	\$46,773
Classes not taught by highly qualified teachers	0.0%	No Change	0.0%	0.0%
Professional development days/teacher	6.5 days	Down from 12.8 days	9.6 days	10.5 days
<b>School</b>				
Principal's years at school	5.0	Up from 4.0	4.0	4.0
Student-teacher ratio in core subjects	20.3 to 1	Up from 19.2 to 1	20.8 to 1	19.9 to 1
Prime instructional time	91.1%	Down from 91.7%	91.2%	90.4%
Opportunities in the arts	Excellent	No Change	Good	Good
SACS accreditation	Yes	No Change	Yes	Yes
Parents attending conferences	99.9%	Down from 100.0%	100.0%	100.0%
Character development program	Excellent	No Change	Excellent	Excellent
Dollars spent per pupil**	\$8,237	Up 0.1%	\$7,095	\$7,447
Percent of expenditures for instruction**	72.3%	Up from 71.1%	70.3%	68.4%
Percent of expenditures for teacher salaries**	70.6%	Up from 68.6%	68.9%	65.8%
% of AYP objectives met	90.5%	Down from 95.2%	95.2%	90.5%

\* Length of contract = 185+ days.

\*\* Prior year audited financial data available.

## EVALUATION RESULTS

	Teachers	Students*	Parents*
Number of surveys returned	48	270	225
Percent satisfied with learning environment	100.0%	95.2%	90.4%
Percent satisfied with social and physical environment	100.0%	96.6%	88.6%
Percent satisfied with school-home relations	100.0%	94.4%	82.1%

\*Only students at the highest elementary school grade level at this school and their parents were included.

## REPORT OF PRINCIPAL AND SCHOOL IMPROVEMENT COUNCIL

Dear Parents,

This year marked the completion of Berry Shoals Intermediate School's tenth year. It is hard to believe that we have been here for ten years already, as it seems like we just opened our doors as a new school. Thanks to the support of our parents, the work of our PTO, and the assistance of our volunteers and mentors, Berry Shoals was able to continue in its quest for innovation, active learning, and multiple enrichment opportunities for all students, while working through the transition between elementary and middle school.

Teaching the whole child is paramount at Berry Shoals. However, the cornerstone of our school continues to be the rigorous academic instruction and high standards provided to all students by our exceptional staff. Berry Shoals has again shown an increase in its overall performance on the Palmetto Assessment of State Standards Test (PASS). Through the hard work and dedication of our students, staff, and parents, our school was named a Palmetto Gold and Silver Award winner for absolute performance and closing the achievement gap. Using research-based best teaching practices, our students have been able to continue to improve in all core academic areas. In addition to providing an excellent academic program, students at Berry Shoals excelled in many other non-academic areas as well. These included participating in the performing and related arts programs, to being a part of a variety of academic, artistic, or athletic clubs and organizations. Our students also had opportunities for growth and leadership through participation in the National Junior Beta Club and our student council.

Service to the community is a very important part of the fabric and culture at Berry Shoals Intermediate School. This year, there were 6 hall service learning projects, 1 school-wide service learning project, 2 student organization projects and 1 teacher service learning project. These projects involved providing service within the school as well as partnering with various agencies that support the members of our local community. In addition, students, teachers and community members donated almost \$20,000.00 to various charitable organizations such as The American Cancer Society and the American Heart Association.

Our pledge to our community is to continue to strive to improve our overall student achievement and school success while working hard to meet the individual needs of the whole child.

Michael A. Powell, Principal  
Alisha Wallwork, Chairman, SIC

Comprehensive detail, including definitions of ratings, performance criteria, and explanations of status, is available on [www.ed.sc.gov](http://www.ed.sc.gov) and [www.eoc.sc.gov](http://www.eoc.sc.gov) as well as school and school district websites.

Printed versions are available from school districts upon request.

### Abbreviations Key

N/A Not Applicable N/AV Not Available N/C Not Collected N/R Not Reported I/S Insufficient Sample TBD To be determined  
NI Newly Identified CSI Continuing School Improvement CA Corrective Action RP Plan to Restructure R Restructure DELAY School Improvement Status HOLD School Improvement Status