



SC Annual School Report Card Summary

RIVER RIDGE ELEMENTARY
Spartanburg 5
Grades: PK-4 Enrollment: 683
Principal: Dr. Glenda Bigby
Superintendent: Dr. Scott Turner
Board Chair: Mr. Steve Brockman

PERFORMANCE

Comprehensive detail, including definitions of ratings, performance criteria, and explanations of status, is available on www.ed.sc.gov and www.eoc.sc.gov as well as school and school district websites. Printed versions are available from school districts upon request.

YEAR	ABSOLUTE RATING	GROWTH RATING	PALMETTO GOLD AND SILVER AWARD		AYP STATUS	NCLB IMPROVEMENT STATUS
			General Performance	Closing the Gap		
2011	Excellent	Excellent	TBD	TBD	Met	N/A
2010	Excellent	Excellent	Gold	N/A	Met	N/A
2009	Good	Good	Silver	N/A	Met	N/A

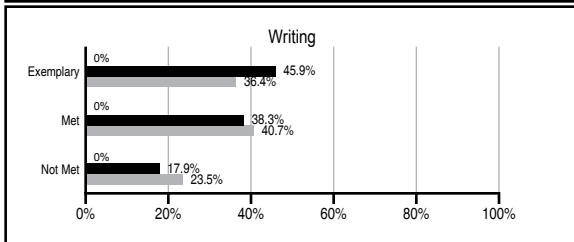
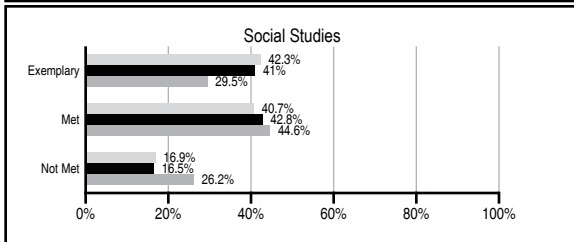
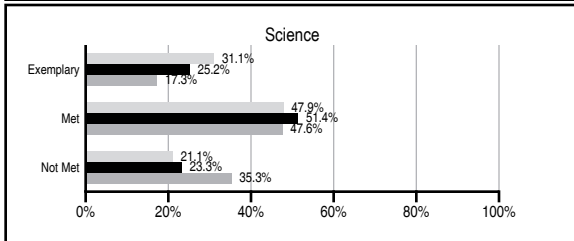
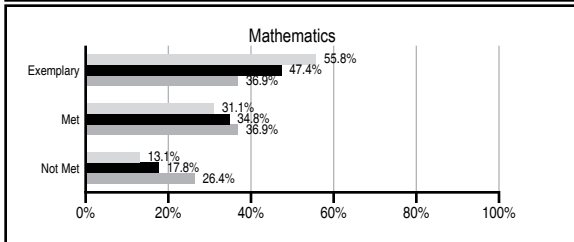
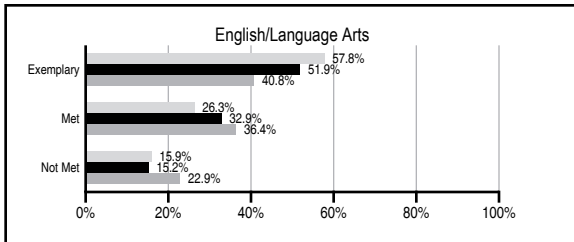
ABSOLUTE RATINGS OF ELEMENTARY SCHOOLS WITH STUDENTS LIKE OURS*

EXCELLENT	GOOD	AVERAGE	BELOW AVERAGE	AT-RISK
31	19	3	2	0

* Ratings are calculated with data available by 11/09/2011. Schools with Students Like Ours are Elementary Schools with Poverty Indices of no more than 5% above or below the index for this school.

PASS PERFORMANCE

Our School
 Elementary Schools with Students Like Ours
 Elementary schools statewide



NAEP PERFORMANCE*

* Performance reported for SC and nation, data not available at school level. Percentages at NAEP Achievement Levels.



SC PERFORMANCE VISION

By 2020 all students will graduate with the knowledge and skills necessary to compete successfully in the global economy, participate in a democratic society and contribute positively as members of families and communities.

Abbreviations Key

N/A Not Applicable N/AV Not Available N/C Not Collected N/R Not Reported I/S Insufficient Sample TBD To be determined

NI Newly Identified CSI Continuing School Improvement CA Corrective Action RP Plan to Restructure R Restructure DELAY School Improvement Status HOLD School Improvement Status

RIVER RIDGE ELEMENTARY [Spartanburg 5]

SCHOOL PROFILE

	Our School	Change from Last Year	Elementary Schools with Students Like Ours	Median Elementary School
Students (n=683)				
Retention rate	1.6%	Down from 1.7%	0.8%	1.1%
Attendance rate	96.7%	No Change	96.6%	96.2%
Served by gifted and talented program	26.1%	Up from 21.7%	20.9%	13.4%
With disabilities other than speech	2.0%	Down from 4.2%	4.2%	4.1%
Older than usual for grade	0.0%	No Change	0.2%	0.3%
Out-of-school suspensions or expulsions for violent and/or criminal offenses	0.0%	No Change	0.0%	0.0%
Teachers (n=47)				
Teachers with advanced degrees	61.7%	Up from 55.3%	65.1%	62.5%
Continuing contract teachers	83.0%	No Change	89.4%	88.2%
Teachers returning from previous year	88.5%	Up from 87.6%	88.2%	87.8%
Teacher attendance rate	95.1%	Down from 97.0%	95.2%	95.2%
Average teacher salary*	\$49,111	Down 0.8%	\$48,440	\$46,773
Classes not taught by highly qualified teachers	0.0%	No Change	0.0%	0.0%
Professional development days/teacher	8.4 days	Down from 14.2 days	9.5 days	10.5 days
School				
Principal's years at school	3.0	Up from 2.0	4.0	4.0
Student-teacher ratio in core subjects	18.6 to 1	Down from 20.1 to 1	20.9 to 1	19.9 to 1
Prime instructional time	91.0%	Down from 93.1%	91.1%	90.4%
Opportunities in the arts	Good	No Change	Good	Good
SACS accreditation	Yes	No Change	Yes	Yes
Parents attending conferences	100.0%	No Change	100.0%	100.0%
Character development program	Excellent	No Change	Excellent	Excellent
Dollars spent per pupil**	\$7,175	Up 21.6%	\$7,091	\$7,447
Percent of expenditures for instruction**	71.8%	Down from 73.2%	70.1%	68.4%
Percent of expenditures for teacher salaries**	70.0%	Down from 70.8%	68.8%	65.8%
% of AYP objectives met	100.0%	No Change	95.2%	90.5%

* Length of contract = 185+ days.

** Prior year audited financial data available.

EVALUATION RESULTS

	Teachers	Students*	Parents*
Number of surveys returned	39	134	90
Percent satisfied with learning environment	97.4%	88.6%	91.0%
Percent satisfied with social and physical environment	100.0%	90.2%	94.4%
Percent satisfied with school-home relations	97.4%	90.3%	85.6%

*Only students at the highest elementary school grade level at this school and their parents were included.

REPORT OF PRINCIPAL AND SCHOOL IMPROVEMENT COUNCIL

River Ridge Elementary School, located in one of Spartanburg County's fastest growing areas, houses 687 students in pre-kindergarten through fourth grade. The faculty and staff of eighty serve our students in a state of the art facility. It is our belief that we are all stakeholders in the educational lives of every student. Through innovative and challenging educational experiences, we strive to meet the individual needs of all students.

This year our school continues to implement the Learning-Focused Schools initiative. This exciting school reform model provides greater focus on standards and curriculum for both teachers and students. Students learn reading through a balanced literacy approach which includes the use of Guided Reading, Write from the Beginning, and Thinking Maps. We continue to integrate the South Carolina math standards with the SC Math Program in our math instruction. Science standards are addressed through exciting hands-on activities involving the use of grade-level science tubs during classroom instruction.

Opportunities for students are abundant at River Ridge Elementary School. Our Preschool Program involves three, four, and five year old students. In grades one through four, additional programs available include: ESOL, Reading Intervention Program, REACH (Our Gifted/Talented Program), Creations (Our Gifted Art Program), PALS (Our Character Education Program), PTO Book Celebrations, and Accelerated Reading. Students also have access to computers in labs and in classrooms as well as the use of digital cameras, video cameras, scanners, SMART boards and Interwrite boards/projectors.

Student leadership is encouraged through participation in Student Council, Panda Patrol, school store workers, flag helpers, and The Morning News Show Crew.

We are grateful for our continuing partnership with our PTO and the following local businesses: Pizza Inn, Publix, Jocassee Designs, Zaxby's, McDonalds, Sonic, and Ingles. Students serve the school community through a variety of service learning projects such as Project HOPE, class adoption of residents from a local boarding home, Jump Rope for Heart, Pennies for Patients for cancer research and Relay for Life.

River Ridge Elementary School has been recognized for the following awards: Palmetto Gold Award, Palmetto Silver Award, Exemplary Writing School, Red Carpet School, Healthy Schools, Closing the Gap, and Schools of Promise.

Through these combined efforts, we will continue to provide all students at River Ridge Elementary School with the best educational opportunities possible.

Glenda Bigby, Principal
Shannon Wiley, SIC Chair

Comprehensive detail, including definitions of ratings, performance criteria, and explanations of status, is available on www.ed.sc.gov and www.eoc.sc.gov as well as school and school district websites.

Printed versions are available from school districts upon request.

Abbreviations Key

N/A Not Applicable N/AV Not Available N/C Not Collected N/R Not Reported I/S Insufficient Sample TBD To be determined
NI Newly Identified CSI Continuing School Improvement CA Corrective Action RP Plan to Restructure R Restructure DELAY School Improvement Status HOLD School Improvement Status