



SC Annual School Report Card Summary

BEECH SPRINGS INTERMEDIATE
Spartanburg 5
Grades: 5-6 Enrollment: 589
Principal: Ginger Thompson
Superintendent: Dr. Scott Turner
Board Chair: Mr. Steve Brockman

PERFORMANCE

Comprehensive detail, including definitions of ratings, performance criteria, and explanations of status, is available on www.ed.sc.gov and www.eoc.sc.gov as well as school and school district websites. Printed versions are available from school districts upon request.

YEAR	ABSOLUTE RATING	GROWTH RATING	PALMETTO GOLD AND SILVER AWARD		AYP STATUS	NCLB IMPROVEMENT STATUS
			General Performance	Closing the Gap		
2011	Average	Average	TBD	TBD	Not Met	N/A
2010	Average	Excellent	Gold	N/A	Not Met	N/A
2009	Average	Average	Silver	N/A	Not Met	N/A

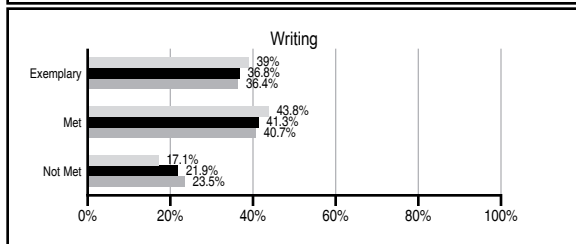
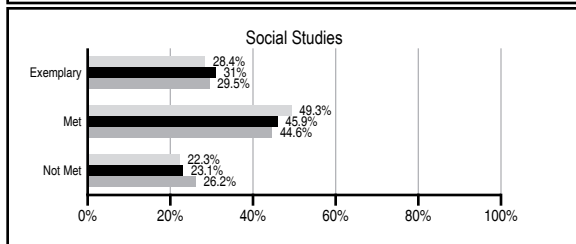
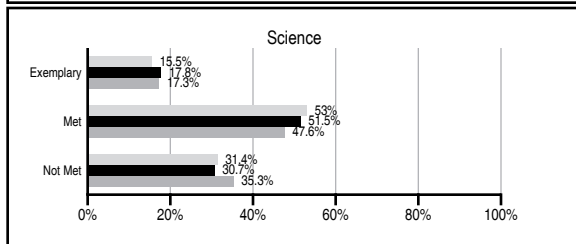
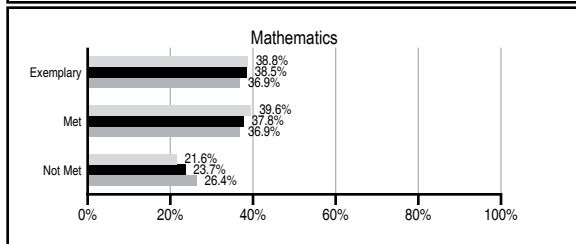
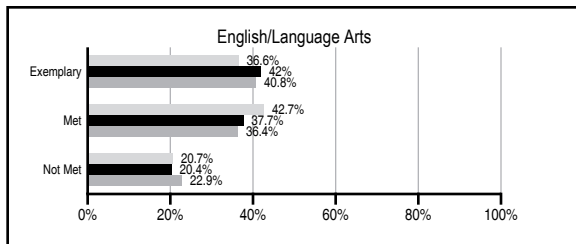
ABSOLUTE RATINGS OF ELEMENTARY SCHOOLS WITH STUDENTS LIKE OURS*

EXCELLENT	GOOD	AVERAGE	BELOW AVERAGE	AT-RISK
22	34	53	1	0

* Ratings are calculated with data available by 11/09/2011. Schools with Students Like Ours are Elementary Schools with Poverty Indices of no more than 5% above or below the index for this school.

PASS PERFORMANCE

Our School
 Elementary Schools with Students Like Ours
 Elementary schools statewide



NAEP PERFORMANCE*

* Performance reported for SC and nation, data not available at school level. Percentages at NAEP Achievement Levels.



SC PERFORMANCE VISION

By 2020 all students will graduate with the knowledge and skills necessary to compete successfully in the global economy, participate in a democratic society and contribute positively as members of families and communities.

Abbreviations Key

N/A Not Applicable N/AV Not Available N/C Not Collected N/R Not Reported I/S Insufficient Sample TBD To be determined

NI Newly Identified CSI Continuing School Improvement CA Corrective Action RP Plan to Restructure R Restructure DELAY School Improvement Status HOLD School Improvement Status

BEECH SPRINGS INTERMEDIATE [Spartanburg 5]

SCHOOL PROFILE

	Our School	Change from Last Year	Elementary Schools with Students Like Ours	Median Elementary School
Students (n=589)				
Retention rate	0.5%	Up from 0.2%	1.2%	1.1%
Attendance rate	96.9%	Up from 96.6%	96.1%	96.2%
Served by gifted and talented program	20.6%	Down from 21.9%	14.3%	13.4%
With disabilities other than speech	7.0%	Down from 11.8%	5.1%	4.1%
Older than usual for grade	0.5%	Up from 0.2%	0.3%	0.3%
Out-of-school suspensions or expulsions for violent and/or criminal offenses	0.0%	No Change	0.0%	0.0%
Teachers (n=39)				
Teachers with advanced degrees	56.4%	No Change	60.6%	62.5%
Continuing contract teachers	84.6%	Up from 79.5%	90.0%	88.2%
Teachers returning from previous year	81.1%	Up from 80.0%	88.4%	87.8%
Teacher attendance rate	95.8%	Down from 96.1%	95.2%	95.2%
Average teacher salary*	\$45,923	Down 0.8%	\$46,460	\$46,773
Classes not taught by highly qualified teachers	0.0%	No Change	0.0%	0.0%
Professional development days/teacher	7.8 days	Down from 13.1 days	10.7 days	10.5 days
School				
Principal's years at school	3.0	Up from 2.0	4.5	4.0
Student-teacher ratio in core subjects	21.7 to 1	Up from 8.6 to 1	20.1 to 1	19.9 to 1
Prime instructional time	91.7%	Down from 92.0%	90.3%	90.4%
Opportunities in the arts	Excellent	No Change	Good	Good
SACS accreditation	Yes	No Change	Yes	Yes
Parents attending conferences	98.6%	Down from 99.3%	100.0%	100.0%
Character development program	Excellent	No Change	Excellent	Excellent
Dollars spent per pupil**	\$6,650	Down 2.7%	\$7,051	\$7,447
Percent of expenditures for instruction**	68.9%	Up from 66.7%	68.4%	68.4%
Percent of expenditures for teacher salaries**	67.1%	Up from 63.6%	65.6%	65.8%
% of AYP objectives met	82.6%	Down from 95.2%	93.1%	90.5%

* Length of contract = 185+ days.

** Prior year audited financial data available.

EVALUATION RESULTS

	Teachers	Students*	Parents*
Number of surveys returned	13	268	149
Percent satisfied with learning environment	84.6%	84.9%	87.8%
Percent satisfied with social and physical environment	84.6%	81.6%	86.6%
Percent satisfied with school-home relations	84.6%	88.0%	80.0%

*Only students at the highest elementary school grade level at this school and their parents were included.

REPORT OF PRINCIPAL AND SCHOOL IMPROVEMENT COUNCIL

Greetings from Beech Springs Intermediate School! Our motto, "Building the Future One Child at a Time," truly exemplifies our approach to teaching and learning. We pride ourselves on identifying each child's individual strengths and weaknesses in an effort to provide exemplary academic experiences. In addition, we provide numerous opportunities for our students to learn more about making good choices in order to become productive citizens. Our students have participated in Pennies for Patients, Relay for Life, Hoops for Heart, collected cleaning and paper goods for senior citizens, collected canned goods for the needy, organized "Walk for Weiners" to benefit the Dachshund Rescue of North America, and donated supplies to the Animal Shelter.

Our children are incredible! As a result of their hard work and commitment to doing their best, Beech Springs received the Palmetto Gold Award for improved academic achievement. Our students and teachers have set goals and worked diligently to reach them.

With the help of our teachers, parents, and community members, our PTO has continued to provide outstanding support for our school. Our PTO purchased a new digital sign for the front of the school, projectors, Interwrite Pads, Huey Webcams for every teacher, assisted with student recognition in numerous ways, welcomed parents, grandparents, and pastors into our building for breakfast, hosted our annual Spring Carnival, and continued to offer opportunities for parents to be a part of our school.

Beech Springs is a special place to learn and grow. We are so thankful for the wonderful students that we have the privilege to work with every day. Thank you for sharing your precious children with us.

Ginger Thompson
Principal

Sandy Freeman
SIC Chairperson

Comprehensive detail, including definitions of ratings, performance criteria, and explanations of status, is available on www.ed.sc.gov and www.eoc.sc.gov as well as school and school district websites.

Printed versions are available from school districts upon request.

Abbreviations Key

N/A Not Applicable N/AV Not Available N/C Not Collected N/R Not Reported I/S Insufficient Sample TBD To be determined
NI Newly Identified CSI Continuing School Improvement CA Corrective Action RP Plan to Restructure R Restructure DELAY School Improvement Status HOLD School Improvement Status