



# SC Annual School Report Card Summary

**WELLFORD ACADEMY OF SCIENCE/TECHNOLOGY**  
**Spartanburg 5**  
**Grades: PK-4** Enrollment: 358  
**Principal: Angie Showalter**  
**Superintendent: Dr. Scott Turner**  
**Board Chair: Mr. Steve Brockman**

## PERFORMANCE

Comprehensive detail, including definitions of ratings, performance criteria, and explanations of status, is available on [www.ed.sc.gov](http://www.ed.sc.gov) and [www.eoc.sc.gov](http://www.eoc.sc.gov) as well as school and school district websites. Printed versions are available from school districts upon request.

YEAR	ABSOLUTE RATING	GROWTH RATING	PALMETTO GOLD AND SILVER AWARD		AYP STATUS	NCLB IMPROVEMENT STATUS
			General Performance	Closing the Gap		
2011	Excellent	Average	TBD	TBD	Met	N/A
2010	Good	Average	N/A	N/A	Met	N/A
2009	Average	Average	Silver	N/A	Met	N/A

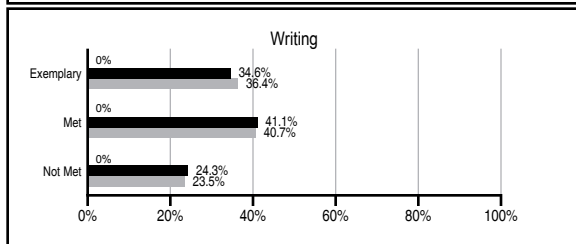
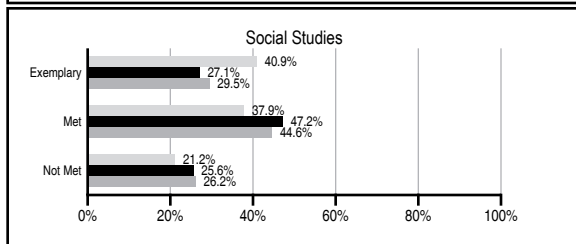
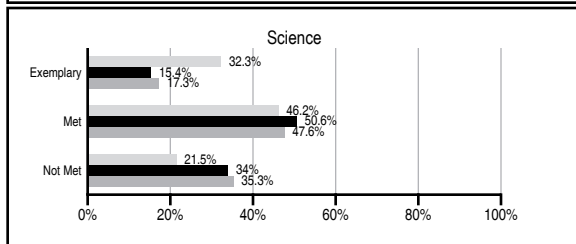
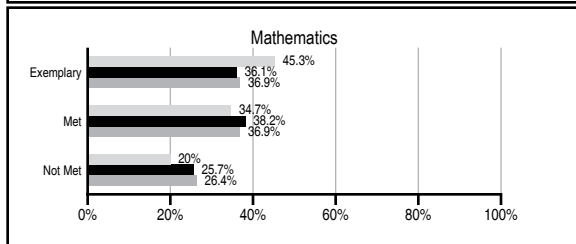
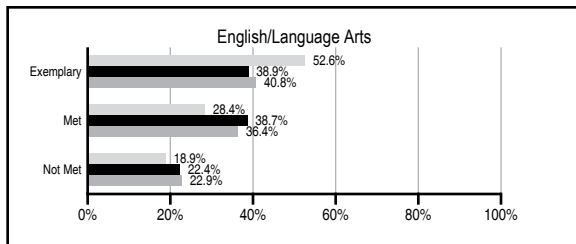
## ABSOLUTE RATINGS OF ELEMENTARY SCHOOLS WITH STUDENTS LIKE OURS\*

EXCELLENT	GOOD	AVERAGE	BELOW AVERAGE	AT-RISK
13	33	76	5	0

\* Ratings are calculated with data available by 11/09/2011. Schools with Students Like Ours are Elementary Schools with Poverty Indices of no more than 5% above or below the index for this school.

## PASS PERFORMANCE

Our School
  Elementary Schools with Students Like Ours
  Elementary schools statewide



## NAEP PERFORMANCE\*

\* Performance reported for SC and nation, data not available at school level. Percentages at NAEP Achievement Levels.



## SC PERFORMANCE VISION

*By 2020 all students will graduate with the knowledge and skills necessary to compete successfully in the global economy, participate in a democratic society and contribute positively as members of families and communities.*

### Abbreviations Key

N/A Not Applicable N/AV Not Available N/C Not Collected N/R Not Reported I/S Insufficient Sample TBD To be determined

NI Newly Identified CSI Continuing School Improvement CA Corrective Action RP Plan to Restructure R Restructure DELAY School Improvement Status HOLD School Improvement Status

# WELLFORD ACADEMY OF SCIENCE/TECHNOLOGY

## SCHOOL PROFILE

	Our School	Change from Last Year	Elementary Schools with Students Like Ours	Median Elementary School
<b>Students (n=358)</b>				
Retention rate	0.7%	Up from 0.6%	1.0%	1.1%
Attendance rate	96.0%	Up from 95.7%	96.0%	96.2%
Served by gifted and talented program	16.8%	Up from 10.7%	12.7%	13.4%
With disabilities other than speech	4.0%	Down from 8.0%	4.8%	4.1%
Older than usual for grade	0.0%	Down from 0.3%	0.3%	0.3%
Out-of-school suspensions or expulsions for violent and/or criminal offenses	0.0%	No Change	0.0%	0.0%
<b>Teachers (n=34)</b>				
Teachers with advanced degrees	88.2%	Up from 75.0%	60.0%	62.5%
Continuing contract teachers	82.4%	Up from 77.5%	90.5%	88.2%
Teachers returning from previous year	84.0%	Up from 82.1%	87.9%	87.8%
Teacher attendance rate	97.0%	Up from 94.9%	95.1%	95.2%
Average teacher salary*	\$46,613	Down 2.5%	\$46,613	\$46,773
Classes not taught by highly qualified teachers	0.0%	No Change	0.0%	0.0%
Professional development days/teacher	7.9 days	Down from 10.2 days	10.8 days	10.5 days
<b>School</b>				
Principal's years at school	4.0	Up from 0.0	4.0	4.0
Student-teacher ratio in core subjects	15.4 to 1	Down from 16.4 to 1	19.7 to 1	19.9 to 1
Prime instructional time	91.8%	Up from 90.4%	90.2%	90.4%
Opportunities in the arts	Good	No Change	Good	Good
SACS accreditation	Yes	No Change	Yes	Yes
Parents attending conferences	100.0%	No Change	100.0%	100.0%
Character development program	Good	No Change	Excellent	Excellent
Dollars spent per pupil**	\$9,028	Up 2.3%	\$7,320	\$7,447
Percent of expenditures for instruction**	73.3%	Up from 71.8%	67.9%	68.4%
Percent of expenditures for teacher salaries**	70.9%	Up from 68.1%	65.1%	65.8%
% of AYP objectives met	100.0%	No Change	92.3%	90.5%

\* Length of contract = 185+ days.

\*\* Prior year audited financial data available.

## EVALUATION RESULTS

	Teachers	Students*	Parents*
Number of surveys returned	33	37	29
Percent satisfied with learning environment	100.0%	81.1%	96.6%
Percent satisfied with social and physical environment	100.0%	75.7%	96.4%
Percent satisfied with school-home relations	90.9%	86.5%	78.6%

\*Only students at the highest elementary school grade level at this school and their parents were included.

## REPORT OF PRINCIPAL AND SCHOOL IMPROVEMENT COUNCIL

Wellford Academy of Science and Technology is a community school located in western Spartanburg County. We are privileged to educate over 350 students from preschool through 4th grade. In addition to serving students in our attendance area, we also had over 50 students to attend our school through the district's school choice program. Our first year as a magnet school was filled with enthusiastic achievement, excitement for learning, and wonderful challenges that encouraged us to grow academically.

While focusing on integrating science and technology into all areas of curriculum, we also continued to keep improved student achievement in all areas as our top priority. Students were taught reading and math strategies through large and small group instruction designed to help each child reach individual goals. Students also received lessons in the Science lab each week in addition to classroom instruction. Furthermore, in our second year of implementing a German Language program, students in first through fourth grade were able to learn another language through weekly lessons in the German classroom.

At Wellford Academy, we all are part of a community of learners. We work in cooperation with area universities to train prospective teachers. Our faculty members also participate in many worthwhile professional development activities, such as the pursuit of advanced degrees, technology training, group and faculty book studies, web seminars, and peer sharing/observations.

The mission of Wellford Academy of Science and Technology is to promote the academic, social, and emotional growth of all children by providing quality educational opportunities in a safe, caring and nurturing environment. The programs and activities we offer, such as Response to Intervention (RTI), morning tutoring, clubs, fine arts activities, character education lessons, family nights, parent workshops, universal free breakfast, as well as numerous academic activities, help us to put that mission into action.

The community plays a vital role in helping Wellford Academy of Science and Technology to educate our children. We are fortunate to have many involved parents, an active parent/teacher organization (PTO) and a dedicated school improvement council (SIC). Our faculty is proud of our accomplishments, and we thank all of our stakeholders for making this the most wonderful place to learn!

Angie Showalter, Principal  
Nicole Ellison, SIC Committee Chairperson

Comprehensive detail, including definitions of ratings, performance criteria, and explanations of status, is available on [www.ed.sc.gov](http://www.ed.sc.gov) and [www.eoc.sc.gov](http://www.eoc.sc.gov) as well as school and school district websites.

Printed versions are available from school districts upon request.

### Abbreviations Key

N/A Not Applicable N/AV Not Available N/C Not Collected N/R Not Reported I/S Insufficient Sample TBD To be determined

NI Newly Identified CSI Continuing School Improvement CA Corrective Action RP Plan to Restructure R Restructure DELAY School Improvement Status HOLD School Improvement Status