



SC Annual School Report Card Summary

REIDVILLE ELEMENTARY

Spartanburg 5

Grades: PK-4

Enrollment: 294

Principal: Elizabeth M. Sima

Superintendent: Dr. Scott Turner

Board Chair: Mr. Steve Brockman

PERFORMANCE

Comprehensive detail, including definitions of ratings, performance criteria, and explanations of status, is available on www.ed.sc.gov and www.eoc.sc.gov as well as school and school district websites. Printed versions are available from school districts upon request.

YEAR	ABSOLUTE RATING	GROWTH RATING	PALMETTO GOLD AND SILVER AWARD		AYP STATUS	NCLB IMPROVEMENT STATUS
			General Performance	Closing the Gap		
2011	Excellent	Excellent	TBD	TBD	Met	N/A
2010	Excellent	Excellent	Gold	N/A	Met	N/A
2009	Excellent	Good	Gold	N/A	Met	N/A

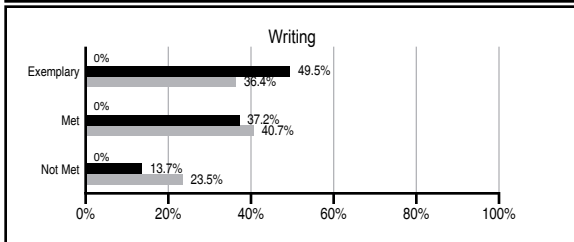
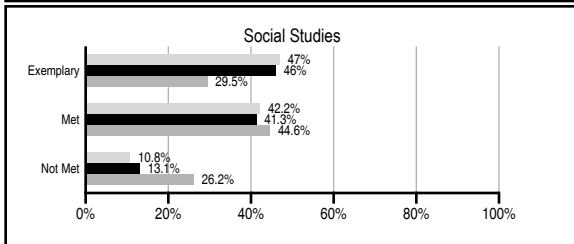
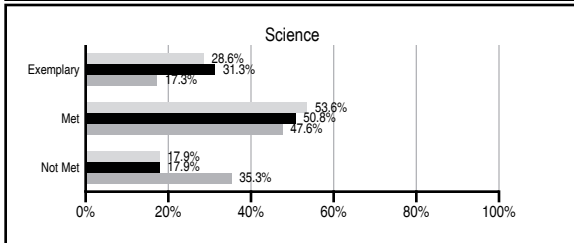
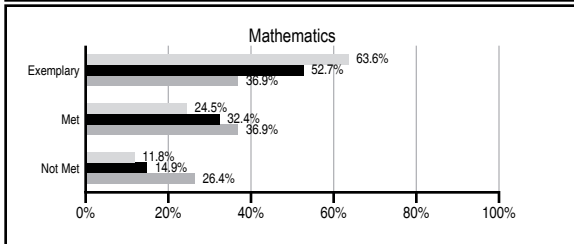
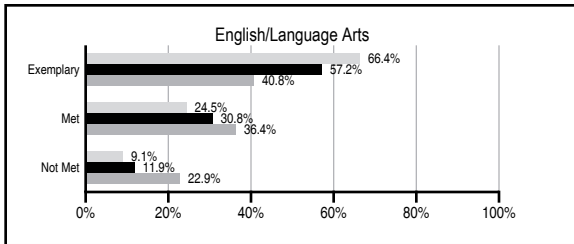
ABSOLUTE RATINGS OF ELEMENTARY SCHOOLS WITH STUDENTS LIKE OURS*

EXCELLENT	GOOD	AVERAGE	BELOW AVERAGE	AT-RISK
31	4	0	1	0

* Ratings are calculated with data available by 11/09/2011. Schools with Students Like Ours are Elementary Schools with Poverty Indices of no more than 5% above or below the index for this school.



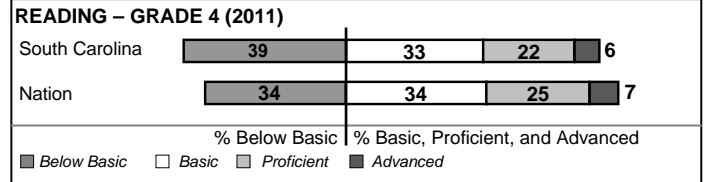
PASS PERFORMANCE

Our School
 Elementary Schools with Students Like Ours
 Elementary schools statewide



NAEP PERFORMANCE*

* Performance reported for SC and nation, data not available at school level. Percentages at NAEP Achievement Levels.



SC PERFORMANCE VISION

By 2020 all students will graduate with the knowledge and skills necessary to compete successfully in the global economy, participate in a democratic society and contribute positively as members of families and communities.

Abbreviations Key

N/A Not Applicable N/AV Not Available N/C Not Collected N/R Not Reported I/S Insufficient Sample TBD To be determined

NI Newly Identified CSI Continuing School Improvement CA Corrective Action RP Plan to Restructure R Restructure DELAY School Improvement Status HOLD School Improvement Status

REIDVILLE ELEMENTARY [Spartanburg 5]

SCHOOL PROFILE

	Our School	Change from Last Year	Elementary Schools with Students Like Ours	Median Elementary School
Students (n=294)				
Retention rate	0.7%	Up from 0.4%	0.8%	1.1%
Attendance rate	96.9%	Up from 96.8%	96.4%	96.2%
Served by gifted and talented program	31.0%	Up from 17.4%	22.5%	13.4%
With disabilities other than speech	3.5%	Down from 5.9%	3.4%	4.1%
Older than usual for grade	0.0%	No Change	0.2%	0.3%
Out-of-school suspensions or expulsions for violent and/or criminal offenses	0.0%	No Change	0.0%	0.0%
Teachers (n=23)				
Teachers with advanced degrees	78.3%	No Change	65.4%	62.5%
Continuing contract teachers	82.6%	No Change	90.9%	88.2%
Teachers returning from previous year	77.7%	Down from 81.0%	89.5%	87.8%
Teacher attendance rate	96.4%	Up from 96.0%	95.4%	95.2%
Average teacher salary*	\$46,943	Down 3.2%	\$48,067	\$46,773
Classes not taught by highly qualified teachers	0.0%	No Change	0.0%	0.0%
Professional development days/teacher	10.8 days	Down from 14.8 days	9.2 days	10.5 days
School				
Principal's years at school	6.0	Up from 5.0	4.8	4.0
Student-teacher ratio in core subjects	18.4 to 1	Down from 18.8 to 1	21.4 to 1	19.9 to 1
Prime instructional time	92.0%	Down from 92.2%	91.4%	90.4%
Opportunities in the arts	Good	No Change	Good	Good
SACS accreditation	Yes	No Change	Yes	Yes
Parents attending conferences	100.0%	No Change	100.0%	100.0%
Character development program	Excellent	No Change	Excellent	Excellent
Dollars spent per pupil**	\$8,838	Up 13.6%	\$7,019	\$7,447
Percent of expenditures for instruction**	63.7%	Up from 62.4%	69.3%	68.4%
Percent of expenditures for teacher salaries**	62.3%	Up from 60.5%	68.1%	65.8%
% of AYP objectives met	100.0%	No Change	100.0%	90.5%

* Length of contract = 185+ days.

** Prior year audited financial data available.

EVALUATION RESULTS

	Teachers	Students*	Parents*
Number of surveys returned	24	55	32
Percent satisfied with learning environment	100.0%	92.7%	93.3%
Percent satisfied with social and physical environment	100.0%	92.7%	96.8%
Percent satisfied with school-home relations	100.0%	94.5%	96.8%

*Only students at the highest elementary school grade level at this school and their parents were included.

Comprehensive detail, including definitions of ratings, performance criteria, and explanations of status, is available on www.ed.sc.gov and www.eoc.sc.gov as well as school and school district websites.

Printed versions are available from school districts upon request.

REPORT OF PRINCIPAL AND SCHOOL IMPROVEMENT COUNCIL

Reidville Elementary School is located in one of Spartanburg's most rapidly growing communities. This year our school serves approximately three hundred students from grades K-4 through 4th grade with a talented staff of over forty-five. Our mission is to develop responsible lifelong learners by providing meaningful and positive educational experiences for students to reach their maximum potential in an ever-changing world. We strive to meet the needs of each student and we work closely with parents and community.

Student achievement is prioritized as we use curriculum-based student learning maps, differentiated instruction, balanced literacy, guided reading and math, and inquiry-based science and social studies. This year our teaching staff continues with implementation of learning-focused instruction – using research-based strategies and integrated technology that strengthen student achievement. This provides greater focus on curriculum and data-driven instruction for students.

Learning opportunities at Reidville Elementary School are abundant for students and include uninterrupted reading and math blocks, the Gifted/Talented Program, Creations (Gifted Art Program), Character Education, Red Ribbon Week, Running Club, Sewing Club, Drama Club, ESOL, Reading Movin' Up Celebrations, Chorus, and more. Student leadership is promoted through our Student Council, Wee Deliver Postal Service, Rocket Squad, Spanish Club, School Store Managers, Flag Bearers, Morning Television Show Reporters, and the Friday Radio Show.

The service learning projects this year, coordinated through our Reidville Student Council, included collecting canned food items for our local food pantry, collecting soda pop tabs for the Ronald McDonald House, donating pet items to our local humane society, and collecting money for Relay for Life and the March of Dimes.

Staff, parents, community and business partners are all stakeholders in our mission to ensure that all students achieve and are provided with challenging educational experiences. We share many community events including our annual Fall Festival, Grits for Grandparents, Doughnuts for Dads, Muffins for Moms, Pastries for Pastors, Thanksgiving meal, SMART (Science/Math and Related Technology) Night, the Galaxy of Stars Student Talent Show, School-to-Work Career Day, the Order of the Quill, and our choral and drama productions. The local fire department continues the tradition of cooking for our school-community picnic and providing fire safety tours for students.

We are grateful for our continued support of our PTO and local business partners such as Zaxby's, McDonald's, The Reidville Garden Club, Publix, Ingles, Pizza Inn, Bi-Lo, and Southern Sisters.

Through the collaborative efforts of our students, faculty, parents, and community we will continue to provide every child at Reidville Elementary School the best possible education in a warm, supportive child-centered environment.

Elizabeth Sima, Principal
Tony Quillen, SIC Chair

Abbreviations Key

N/A Not Applicable N/AV Not Available N/C Not Collected N/R Not Reported I/S Insufficient Sample TBD To be determined

NI Newly Identified CSI Continuing School Improvement CA Corrective Action RP Plan to Restructure R Restructure DELAY School Improvement Status HOLD School Improvement Status