



SC Annual School Report Card Summary

DUNCAN ELEMENTARY
Spartanburg 5
Grades: PK-4 Enrollment: 639
Principal: Susan B. Hill
Superintendent: Dr. Scott Turner
Board Chair: Mr. Steve Brockman

PERFORMANCE

Comprehensive detail, including definitions of ratings, performance criteria, and explanations of status, is available on www.ed.sc.gov and www.eoc.sc.gov as well as school and school district websites. Printed versions are available from school districts upon request.

YEAR	ABSOLUTE RATING	GROWTH RATING	PALMETTO GOLD AND SILVER AWARD		AYP STATUS	NCLB IMPROVEMENT STATUS
			General Performance	Closing the Gap		
2011	Good	Good	TBD	TBD	Not Met	N/A
2010	Average	Good	Silver	Silver	Met	N/A
2009	Average	Average	N/A	N/A	Met	N/A

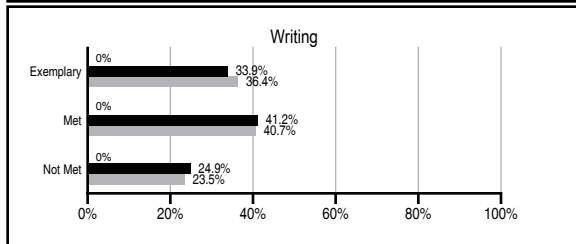
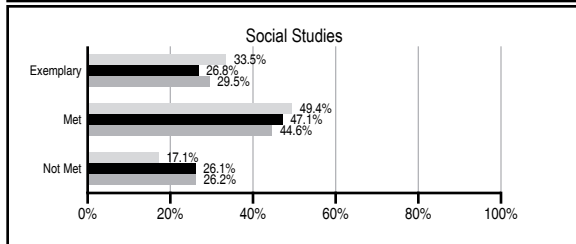
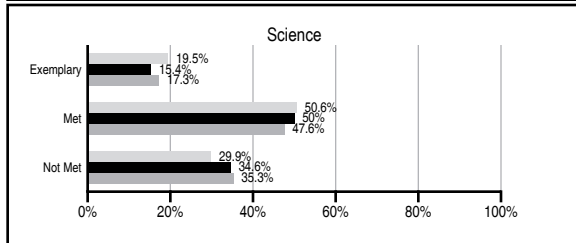
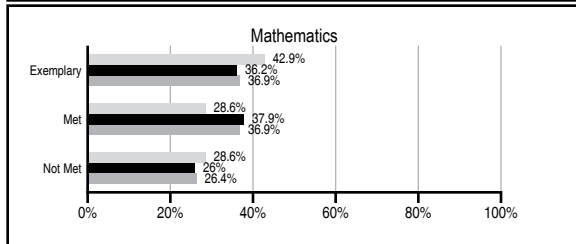
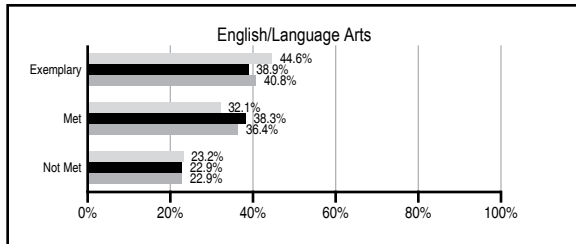
ABSOLUTE RATINGS OF ELEMENTARY SCHOOLS WITH STUDENTS LIKE OURS*

EXCELLENT	GOOD	AVERAGE	BELOW AVERAGE	AT-RISK
12	31	73	5	0

* Ratings are calculated with data available by 11/09/2011. Schools with Students Like Ours are Elementary Schools with Poverty Indices of no more than 5% above or below the index for this school.

PASS PERFORMANCE

Our School
 Elementary Schools with Students Like Ours
 Elementary schools statewide



NAEP PERFORMANCE*

* Performance reported for SC and nation, data not available at school level. Percentages at NAEP Achievement Levels.



SC PERFORMANCE VISION

By 2020 all students will graduate with the knowledge and skills necessary to compete successfully in the global economy, participate in a democratic society and contribute positively as members of families and communities.

Abbreviations Key

N/A Not Applicable N/AV Not Available N/C Not Collected N/R Not Reported I/S Insufficient Sample TBD To be determined
 NI Newly Identified CSI Continuing School Improvement CA Corrective Action RP Plan to Restructure R Restructure DELAY School Improvement Status HOLD School Improvement Status

DUNCAN ELEMENTARY [Spartanburg 5]

SCHOOL PROFILE

	Our School	Change from Last Year	Elementary Schools with Students Like Ours	Median Elementary School
Students (n=639)				
Retention rate	3.6%	Up from 3.0%	1.2%	1.1%
Attendance rate	96.4%	Up from 96.2%	96.0%	96.2%
Served by gifted and talented program	17.4%	Up from 9.0%	12.8%	13.4%
With disabilities other than speech	5.4%	Down from 8.3%	4.7%	4.1%
Older than usual for grade	0.2%	No Change	0.3%	0.3%
Out-of-school suspensions or expulsions for violent and/or criminal offenses	0.0%	No Change	0.0%	0.0%
Teachers (n=50)				
Teachers with advanced degrees	70.0%	Up from 60.8%	61.5%	62.5%
Continuing contract teachers	88.0%	Up from 76.5%	90.2%	88.2%
Teachers returning from previous year	88.2%	Up from 87.2%	88.2%	87.8%
Teacher attendance rate	95.5%	Up from 94.7%	95.0%	95.2%
Average teacher salary*	\$46,495	Down 1.6%	\$46,894	\$46,773
Classes not taught by highly qualified teachers	0.0%	No Change	0.0%	0.0%
Professional development days/teacher	4.8 days	Down from 8.5 days	11.1 days	10.5 days
School				
Principal's years at school	4.0	Up from 3.0	4.0	4.0
Student-teacher ratio in core subjects	16.1 to 1	Down from 16.8 to 1	19.6 to 1	19.9 to 1
Prime instructional time	91.3%	Up from 90.5%	90.1%	90.4%
Opportunities in the arts	Good	No Change	Good	Good
SACS accreditation	Yes	No Change	Yes	Yes
Parents attending conferences	96.8%	Down from 100.0%	100.0%	100.0%
Character development program	Excellent	Up from Good	Excellent	Excellent
Dollars spent per pupil**	\$8,075	Up 5.4%	\$7,420	\$7,447
Percent of expenditures for instruction**	72.9%	Up from 72.6%	67.8%	68.4%
Percent of expenditures for teacher salaries**	70.3%	Up from 68.4%	64.7%	65.8%
% of AYP objectives met	88.2%	Down from 100.0%	92.3%	90.5%

* Length of contract = 185+ days.

** Prior year audited financial data available.

EVALUATION RESULTS

	Teachers	Students*	Parents*
Number of surveys returned	33	111	71
Percent satisfied with learning environment	100.0%	98.2%	97.1%
Percent satisfied with social and physical environment	97.0%	97.3%	95.8%
Percent satisfied with school-home relations	84.8%	99.1%	88.7%

*Only students at the highest elementary school grade level at this school and their parents were included.

Comprehensive detail, including definitions of ratings, performance criteria, and explanations of status, is available on www.ed.sc.gov and www.eoc.sc.gov as well as school and school district websites.

Printed versions are available from school districts upon request.

REPORT OF PRINCIPAL AND SCHOOL IMPROVEMENT COUNCIL

4205046
SPARTANBURG 5
DUNCAN ELEMENTARY

Duncan Elementary School is located in one of Spartanburg's most rapidly growing communities. This year our outstanding faculty/staff of 90 served approximately six hundred fifty students from grades K/3 through fourth grade. Our mission is to promote student success and respect by providing a total educational experience that benefits students, parents, and the entire community in a safe friendly environment.

In addition to building strong character within our students, our academic focus is in the explicit instruction of reading and mathematics. It is our desire that our students have the academic tools that they need to be successful in life. Exhibiting positive character traits will assist our students as they make choices in their daily lives. As our students display their academic strengths and good character skills, they are becoming productive citizens.

Our children have continued to make great strides as learners and as citizens! They have attained significant academic growth as measured by assessments, like Measures of Academic Progress (MAP). Teachers use the data to plan instruction and to recognize students for achieving their goals. Duncan Elementary School has also been recognized with our State's Palmetto Silver Award for "Overall Performance" and for "Closing the Achievement Gap" among our students, as measured by our state test, Palmetto Assessment of State Standards (PASS).

Technology integration is an important aspect of the curriculum at Duncan Elementary School. Teachers and students utilize technology on a daily basis. Our school's classrooms are currently equipped with interactive white boards, interactive white pads, and student response systems.

An abundance of learning opportunities exist for our students at Duncan Elementary School: preschool intervention, full day 4K classes, explicit character education/community time, early literacy intervention, ESOL (English for Speakers of other Languages), REACH (gifted/talented program for students in grades 3 and 4), Creations (our gifted/talented art program for students in grades 3 and 4), services for special learning needs, Wildcat Chorus and Drama, Girls on the Run (GOTR), and German instruction for students in grades 1 through 4.

Student leadership is nurtured through participation in Student Council, the Wildcat Patrol, K-Kids, and W.I.L.D TV. Our students enthusiastically participate in service opportunities such as, Relay for Life, March of Dimes, and Canned Food Drives for Middle Tyger Community Center.

Students, staff, parents/family members and community members are an integral part of our mission at Duncan Elementary School. Your participation in events such as, Grandparents' Lunches, Pastries for Pastors, Donuts for Dads, Breakfast for Moms, Parent Lunches, and our Family Nights, is very much appreciated.

Duncan Elementary School is a very special place to learn and grow. Thank you for sharing your precious children with us.

Susan Hill, Principal
SIC/Title I Chair

Shirley Hames,

Abbreviations Key

N/A Not Applicable N/AV Not Available N/C Not Collected N/R Not Reported I/S Insufficient Sample TBD To be determined

NI Newly Identified CSI Continuing School Improvement CA Corrective Action RP Plan to Restructure R Restructure DELAY School Improvement Status HOLD School Improvement Status