



# SC Annual School Report Card Summary

**PACOLET ELEMENTARY**  
**Spartanburg 3**  
**Grades: PK-5** Enrollment: 376  
**Principal: Kenny Blackwood**  
**Superintendent: Dr. James O. Ray**  
**Board Chair: Mr. Eddie Dearybury**

## PERFORMANCE

Comprehensive detail, including definitions of ratings, performance criteria, and explanations of status, is available on [www.ed.sc.gov](http://www.ed.sc.gov) and [www.eoc.sc.gov](http://www.eoc.sc.gov) as well as school and school district websites. Printed versions are available from school districts upon request.

YEAR	ABSOLUTE RATING	GROWTH RATING	PALMETTO GOLD AND SILVER AWARD		AYP STATUS	NCLB IMPROVEMENT STATUS
			General Performance	Closing the Gap		
2011	Good	Average	TBD	TBD	Met	N/A
2010	Good	Good	Silver	Silver	Met	N/A
2009	Good	Good	Silver	N/A	Met	N/A

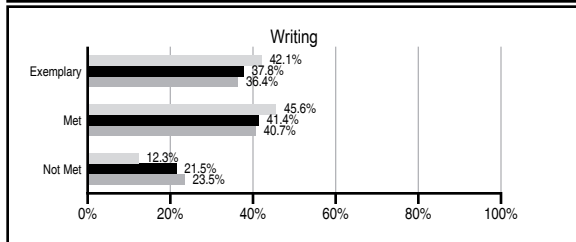
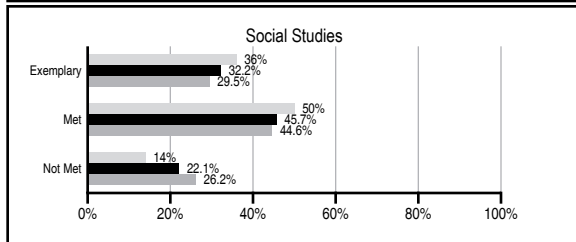
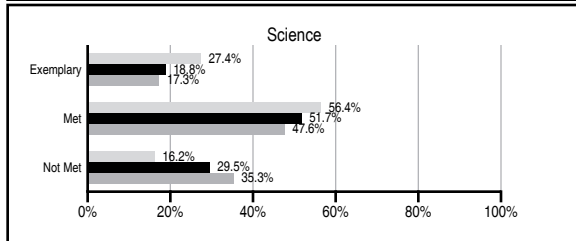
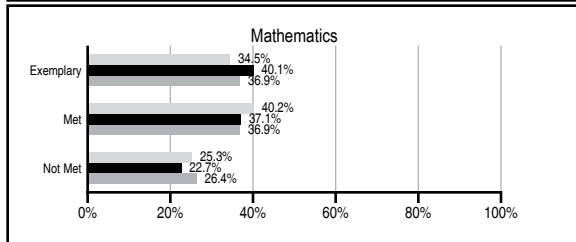
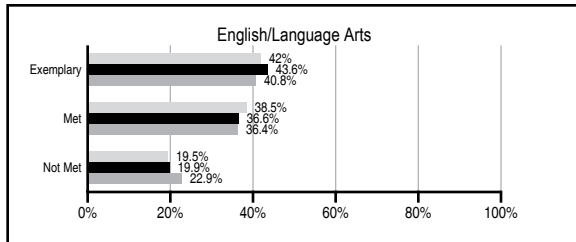
## ABSOLUTE RATINGS OF ELEMENTARY SCHOOLS WITH STUDENTS LIKE OURS\*

EXCELLENT	GOOD	AVERAGE	BELOW AVERAGE	AT-RISK
27	39	45	0	0

\* Ratings are calculated with data available by 11/09/2011. Schools with Students Like Ours are Elementary Schools with Poverty Indices of no more than 5% above or below the index for this school.

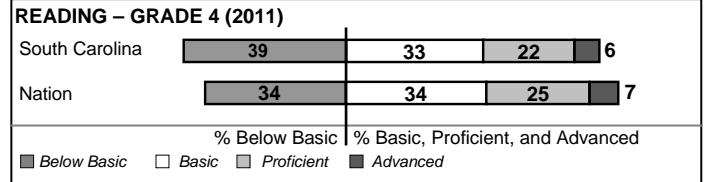
## PASS PERFORMANCE

Our School
  Elementary Schools with Students Like Ours
  Elementary schools statewide



## NAEP PERFORMANCE\*

\* Performance reported for SC and nation, data not available at school level. Percentages at NAEP Achievement Levels.



## SC PERFORMANCE VISION

*By 2020 all students will graduate with the knowledge and skills necessary to compete successfully in the global economy, participate in a democratic society and contribute positively as members of families and communities.*

### Abbreviations Key

N/A Not Applicable N/AV Not Available N/C Not Collected N/R Not Reported I/S Insufficient Sample TBD To be determined

NI Newly Identified CSI Continuing School Improvement CA Corrective Action RP Plan to Restructure R Restructure DELAY School Improvement Status HOLD School Improvement Status

# PACOLET ELEMENTARY [Spartanburg 3]

## SCHOOL PROFILE

	Our School	Change from Last Year	Elementary Schools with Students Like Ours	Median Elementary School
<b>Students (n=376)</b>				
Retention rate	1.2%	Up from 0.9%	1.1%	1.1%
Attendance rate	95.9%	Down from 96.3%	96.1%	96.2%
Served by gifted and talented program	19.2%	Up from 18.9%	14.8%	13.4%
With disabilities other than speech	8.6%	Down from 13.1%	4.4%	4.1%
Older than usual for grade	0.0%	No Change	0.3%	0.3%
Out-of-school suspensions or expulsions for violent and/or criminal offenses	0.0%	No Change	0.0%	0.0%
<b>Teachers (n=21)</b>				
Teachers with advanced degrees	66.7%	No Change	60.7%	62.5%
Continuing contract teachers	85.7%	Up from 81.5%	90.0%	88.2%
Teachers returning from previous year	88.7%	Down from 91.2%	88.4%	87.8%
Teacher attendance rate	95.3%	Down from 96.4%	95.2%	95.2%
Average teacher salary*	\$46,510	Down 9.5%	\$46,648	\$46,773
Classes not taught by highly qualified teachers	0.0%	No Change	0.0%	0.0%
Professional development days/teacher	12.5 days	Up from 9.5 days	10.2 days	10.5 days
<b>School</b>				
Principal's years at school	4.0	Up from 3.0	4.0	4.0
Student-teacher ratio in core subjects	19.5 to 1	Down from 19.6 to 1	20.3 to 1	19.9 to 1
Prime instructional time	89.8%	Down from 91.3%	90.4%	90.4%
Opportunities in the arts	Good	No Change	Good	Good
SACS accreditation	Yes	No Change	Yes	Yes
Parents attending conferences	100.0%	No Change	100.0%	100.0%
Character development program	Excellent	Up from Good	Excellent	Excellent
Dollars spent per pupil**	\$9,197	Up 3.7%	\$6,922	\$7,447
Percent of expenditures for instruction**	60.6%	Down from 61.3%	68.3%	68.4%
Percent of expenditures for teacher salaries**	56.8%	Down from 57.6%	65.9%	65.8%
% of AYP objectives met	100.0%	No Change	93.8%	90.5%

\* Length of contract = 185+ days.

\*\* Prior year audited financial data available.

## EVALUATION RESULTS

	Teachers	Students*	Parents*
Number of surveys returned	24	57	40
Percent satisfied with learning environment	100.0%	77.2%	92.3%
Percent satisfied with social and physical environment	95.8%	80.7%	94.9%
Percent satisfied with school-home relations	100.0%	82.5%	84.2%

\*Only students at the highest elementary school grade level at this school and their parents were included.

## REPORT OF PRINCIPAL AND SCHOOL IMPROVEMENT COUNCIL

Pacolet Elementary School is a diverse rural school located within the town of Pacolet. The school serves over four hundred students: pre-kindergarten through fifth grade. Pacolet Elementary School offers a three-year old child development center coupled with a 1/2 day four-year old kindergarten program to serve the needs of our community.

During the 2010-2011 school year, our school motto, "Traveling the Road to Success", was created through the collaboration of teachers, staff, parents, and students at Pacolet Elementary School and proved to be a driving force in our new initiatives.

One of our major initiatives for 2010-2011 was the implementation of a K-8 instructional model. Located on two campuses, two miles apart, students will progress from K-4-8th grade with a sense of family and educational continuity that is created over the ten-year span. We are confident that our K-8 model will create an educational atmosphere that will allow our students to experience success both academically and socially. The K-8 instructional model brought teachers, staff and students together to improve curriculum, improve transitions, share curriculum, align field trip experiences, align school calendars, create student mentor programs and create a sense of family between the two campuses.

Our School Improvement Council (SIC) and Parent Teacher Organization (PTO) were very involved in the decision making at our schools. The members of these organizations included the principals, teachers, parents, and community leaders. The SIC and PTO members met quarterly to share concerns and ideas to improve our schools. As a result of the planning of these committees, our instructional, volunteer and positive behavior programs throughout the year were enhanced and improved.

The continued use of the Measures of Academic Progress (MAP) assessments provided a vital tool to measure student progress for students in grades one through five. The results of MAP gave teachers and parents detailed information to determine each child's strengths and weaknesses in reading, language, and math. Analyzing these results allowed us to make instructional changes in order to benefit each individual student in an immediate and well-informed manner.

The commitment of all stakeholders in the Pacolet community has assisted in the continued increase of student achievement, a positive school climate, and several school awards – Palmetto Silver Award, Palmetto Gold Achievement Award, Red Carpet Award and several publication awards. It is with great PANTHER PRIDE that we share these accomplishments with you.

Kenny Blackwood, Principal  
Cindy Anderson, SIC Chairperson

Comprehensive detail, including definitions of ratings, performance criteria, and explanations of status, is available on [www.ed.sc.gov](http://www.ed.sc.gov) and [www.eoc.sc.gov](http://www.eoc.sc.gov) as well as school and school district websites.

Printed versions are available from school districts upon request.

### Abbreviations Key

N/A Not Applicable N/AV Not Available N/C Not Collected N/R Not Reported I/S Insufficient Sample TBD To be determined

NI Newly Identified CSI Continuing School Improvement CA Corrective Action RP Plan to Restructure R Restructure DELAY School Improvement Status HOLD School Improvement Status