

SC Annual School Report Card Summary

CLIFDALE ELEMENTARY
Spartanburg 3

Grades: PK-5

Enrollment: 303

Principal: Janet Scott

Superintendent: Dr. James O. Ray

Board Chair: Mr. Eddie Dearybury

PERFORMANCE

Comprehensive detail, including definitions of ratings, performance criteria, and explanations of status, is available on www.ed.sc.gov and www.eoc.sc.gov as well as school and school district websites. Printed versions are available from school districts upon request.

YEAR	ABSOLUTE RATING	GROWTH RATING	PALMETTO GOLD AND SILVER AWARD		AYP STATUS	NCLB IMPROVEMENT STATUS
			General Performance	Closing the Gap		
2011	Good	Average	TBD	TBD	Met	N/A
2010	Average	Average	N/A	N/A	Met	N/A
2009	Average	Average	N/A	N/A	Met	N/A

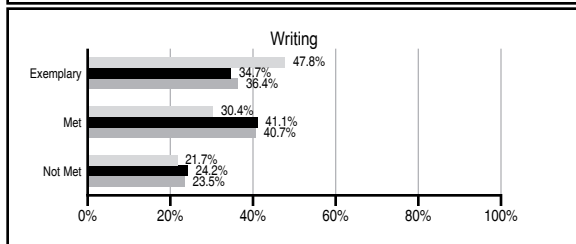
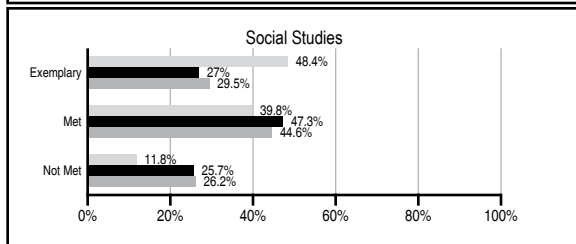
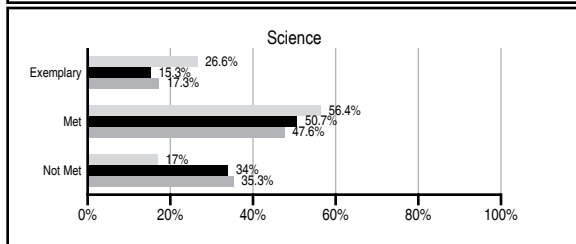
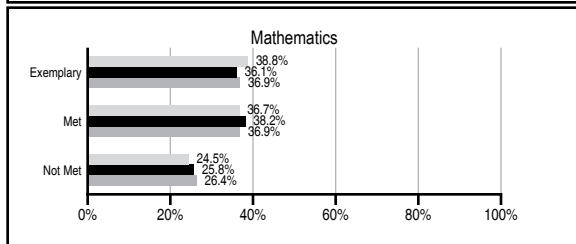
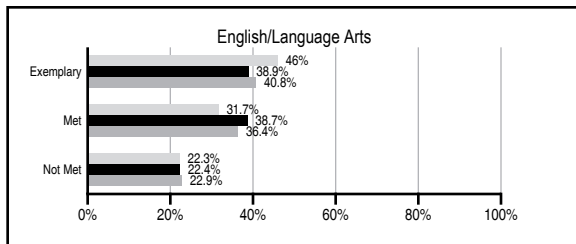
ABSOLUTE RATINGS OF ELEMENTARY SCHOOLS WITH STUDENTS LIKE OURS*

EXCELLENT	GOOD	AVERAGE	BELOW AVERAGE	AT-RISK
13	33	77	5	0

* Ratings are calculated with data available by 11/09/2011. Schools with Students Like Ours are Elementary Schools with Poverty Indices of no more than 5% above or below the index for this school.


PASS PERFORMANCE

Our School
 Elementary Schools with Students Like Ours
 Elementary schools statewide



NAEP PERFORMANCE*

* Performance reported for SC and nation, data not available at school level. Percentages at NAEP Achievement Levels.



SC PERFORMANCE VISION

By 2020 all students will graduate with the knowledge and skills necessary to compete successfully in the global economy, participate in a democratic society and contribute positively as members of families and communities.

Abbreviations Key

N/A Not Applicable N/AV Not Available N/C Not Collected N/R Not Reported I/S Insufficient Sample TBD To be determined

NI Newly Identified CSI Continuing School Improvement CA Corrective Action RP Plan to Restructure R Restructure DELAY School Improvement Status HOLD School Improvement Status

CLIFDALE ELEMENTARY [Spartanburg 3]

SCHOOL PROFILE

	Our School	Change from Last Year	Elementary Schools with Students Like Ours	Median Elementary School
Students (n=303)				
Retention rate	0.3%	Up from 0.0%	1.0%	1.1%
Attendance rate	94.9%	Down from 95.4%	96.0%	96.2%
Served by gifted and talented program	20.0%	Up from 17.3%	12.8%	13.4%
With disabilities other than speech	8.5%	Down from 16.4%	4.8%	4.1%
Older than usual for grade	0.0%	Down from 0.4%	0.3%	0.3%
Out-of-school suspensions or expulsions for violent and/or criminal offenses	0.0%	No Change	0.0%	0.0%
Teachers (n=20)				
Teachers with advanced degrees	70.0%	Down from 75.0%	60.3%	62.5%
Continuing contract teachers	90.0%	Up from 75.0%	90.6%	88.2%
Teachers returning from previous year	88.8%	Down from 90.5%	87.9%	87.8%
Teacher attendance rate	96.4%	Up from 94.9%	95.1%	95.2%
Average teacher salary*	\$50,766	Down 5.1%	\$46,621	\$46,773
Classes not taught by highly qualified teachers	0.0%	No Change	0.0%	0.0%
Professional development days/teacher	16.2 days	Up from 15.0 days	10.9 days	10.5 days
School				
Principal's years at school	4.0	Up from 3.0	4.0	4.0
Student-teacher ratio in core subjects	19.3 to 1	Down from 20.0 to 1	19.7 to 1	19.9 to 1
Prime instructional time	88.7%	Up from 88.6%	90.2%	90.4%
Opportunities in the arts	Good	No Change	Good	Good
SACS accreditation	Yes	No Change	Yes	Yes
Parents attending conferences	100.0%	No Change	100.0%	100.0%
Character development program	Good	No Change	Excellent	Excellent
Dollars spent per pupil**	\$10,170	Up 12.5%	\$7,336	\$7,447
Percent of expenditures for instruction**	64.9%	Down from 65.4%	67.9%	68.4%
Percent of expenditures for teacher salaries**	59.9%	Down from 61.3%	65.2%	65.8%
% of AYP objectives met	100.0%	No Change	92.3%	90.5%

* Length of contract = 185+ days.

** Prior year audited financial data available.

EVALUATION RESULTS

	Teachers	Students*	Parents*
Number of surveys returned	22	41	34
Percent satisfied with learning environment	100.0%	87.8%	81.8%
Percent satisfied with social and physical environment	100.0%	85.4%	79.4%
Percent satisfied with school-home relations	90.5%	90.2%	72.7%

*Only students at the highest elementary school grade level at this school and their parents were included.

REPORT OF PRINCIPAL AND SCHOOL IMPROVEMENT COUNCIL

The Clifdale family celebrated the start of the 2010-11 school year with our annual family picnic. It was the first of many events throughout the year that brought us together as a school community.

Parent involvement was encouraged through many Title I, PTO and school programs and events including the Chili Cook-off, Muffins for Moms, Donuts for Dads, Grandparents Breakfast, Parent Lunches, Veteran's Day breakfast and program, Thanksgiving and Christmas programs, Family Math & Science Night, and our literacy night parent/ teacher conferences. We celebrated March Madness, our Clifdale talent show, and a hugely successful spring musical performance of Something Magical.

Our school theme, Wild About Learning, ushered in a high energy year for instruction and learning. We were excited to continue a professional development partnership with the Spartanburg Writing Project. One of our teachers earned recognition as the District Three Teacher of the Year and another faculty member distinguished herself as the State Council for Exceptional Children's Exceptional Teacher of the Year.

We inducted 6 fifth grade students into the National Junior Beta Club and several students were recognized as Duke Tip academic scholars. We offered qualifying students in the upper grades opportunities through academic ATLAS, and Art and Music ATLAS. Student Success assemblies, held at the end of each nine weeks for grades three through five, gave us an opportunity to showcase student achievement. Students enjoyed many afterschool clubs such as sports camps, Homework Center, Book Club and 4H Pet Pals. Our Positive Behavior program rewarded individual students and classes for demonstrating the 4 Tiger Traits-Be Respectful, Be Responsible, Be Ready, and Be Safe.

Each grade level held a special event and invited parents to share in a learning experience. Fifth graders took a memorable trip to Camp Sewee. Our school PTO and SIC volunteers put in countless hours assisting teachers in the classroom, accompanying students on field trips, and working with individual and small groups on academic needs. Clifdale raised nearly \$11,000 for Relay for Life and were generous in their support of community fundraisers.

Clifdale Elementary School cherishes its community heritage, as we focus on our mission to provide student-centered learning experiences in a safe and nurturing environment. We continue to commit to the well-being and achievement of all of our students.

Shannon White, SIC Chairperson
Jan Scott, Principal

Comprehensive detail, including definitions of ratings, performance criteria, and explanations of status, is available on www.ed.sc.gov and www.eoc.sc.gov as well as school and school district websites.

Printed versions are available from school districts upon request.

Abbreviations Key

N/A Not Applicable N/AV Not Available N/C Not Collected N/R Not Reported I/S Insufficient Sample TBD To be determined
NI Newly Identified CSI Continuing School Improvement CA Corrective Action RP Plan to Restructure R Restructure DELAY School Improvement Status HOLD School Improvement Status