



SC Annual School Report Card Summary

COWPENS ELEMENTARY
Spartanburg 3
Grades: PK-5 Enrollment: 411
Principal: Cindy H. Snead
Superintendent: Dr. James O. Ray
Board Chair: Mr. Eddie Dearybury

PERFORMANCE

Comprehensive detail, including definitions of ratings, performance criteria, and explanations of status, is available on www.ed.sc.gov and www.eoc.sc.gov as well as school and school district websites. Printed versions are available from school districts upon request.

YEAR	ABSOLUTE RATING	GROWTH RATING	PALMETTO GOLD AND SILVER AWARD		AYP STATUS	NCLB IMPROVEMENT STATUS
			General Performance	Closing the Gap		
2011	Good	Average	TBD	TBD	Met	N/A
2010	Average	Good	Silver	N/A	Met	N/A
2009	Average	Good	Silver	N/A	Met	N/A

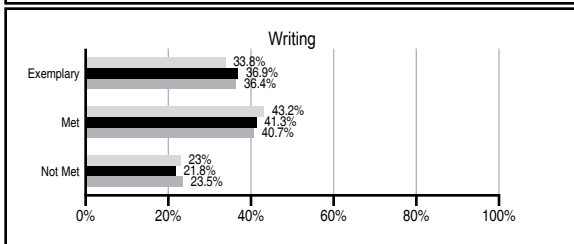
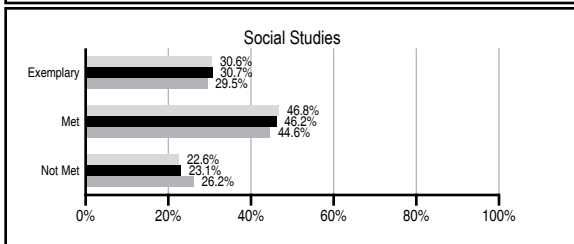
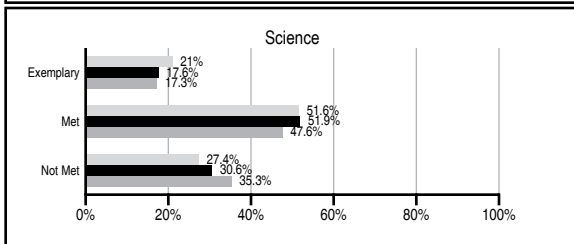
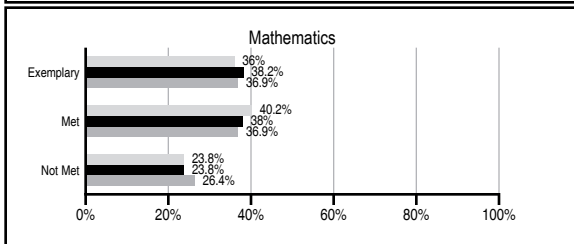
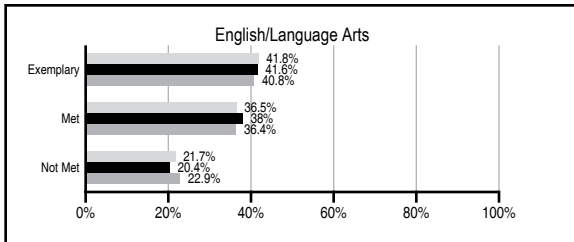
ABSOLUTE RATINGS OF ELEMENTARY SCHOOLS WITH STUDENTS LIKE OURS*

EXCELLENT	GOOD	AVERAGE	BELOW AVERAGE	AT-RISK
21	35	56	1	0

* Ratings are calculated with data available by 11/09/2011. Schools with Students Like Ours are Elementary Schools with Poverty Indices of no more than 5% above or below the index for this school.

PASS PERFORMANCE

Our School
 Elementary Schools with Students Like Ours
 Elementary schools statewide



NAEP PERFORMANCE*

* Performance reported for SC and nation, data not available at school level. Percentages at NAEP Achievement Levels.



SC PERFORMANCE VISION

By 2020 all students will graduate with the knowledge and skills necessary to compete successfully in the global economy, participate in a democratic society and contribute positively as members of families and communities.

Abbreviations Key

N/A Not Applicable N/AV Not Available N/C Not Collected N/R Not Reported I/S Insufficient Sample TBD To be determined

NI Newly Identified CSI Continuing School Improvement CA Corrective Action RP Plan to Restructure R Restructure DELAY School Improvement Status HOLD School Improvement Status

COWPENS ELEMENTARY [Spartanburg 3]

SCHOOL PROFILE

	Our School	Change from Last Year	Elementary Schools with Students Like Ours	Median Elementary School
Students (n=411)				
Retention rate	0.8%	No Change	1.3%	1.1%
Attendance rate	95.5%	Down from 96.0%	96.1%	96.2%
Served by gifted and talented program	16.5%	Up from 14.2%	14.3%	13.4%
With disabilities other than speech	9.4%	Down from 11.5%	4.9%	4.1%
Older than usual for grade	0.0%	Down from 0.3%	0.2%	0.3%
Out-of-school suspensions or expulsions for violent and/or criminal offenses	0.0%	Down from 0.2%	0.0%	0.0%
Teachers (n=26)				
Teachers with advanced degrees	57.7%	Down from 66.7%	60.9%	62.5%
Continuing contract teachers	80.8%	Down from 83.3%	90.0%	88.2%
Teachers returning from previous year	90.2%	Down from 97.3%	88.3%	87.8%
Teacher attendance rate	96.9%	Up from 92.5%	95.2%	95.2%
Average teacher salary*	\$52,114	Down 4.0%	\$46,514	\$46,773
Classes not taught by highly qualified teachers	0.0%	No Change	0.0%	0.0%
Professional development days/teacher	13.4 days	Up from 10.3 days	10.5 days	10.5 days
School				
Principal's years at school	4.0	Up from 3.0	4.0	4.0
Student-teacher ratio in core subjects	22.1 to 1	Up from 19.5 to 1	20.1 to 1	19.9 to 1
Prime instructional time	91.0%	Up from 87.4%	90.4%	90.4%
Opportunities in the arts	Good	No Change	Good	Good
SACS accreditation	Yes	No Change	Yes	Yes
Parents attending conferences	100.0%	Up from 98.7%	100.0%	100.0%
Character development program	Excellent	No Change	Excellent	Excellent
Dollars spent per pupil**	\$8,347	Up 0.3%	\$7,073	\$7,447
Percent of expenditures for instruction**	65.3%	Up from 63.4%	68.4%	68.4%
Percent of expenditures for teacher salaries**	60.8%	Up from 59.8%	65.5%	65.8%
% of AYP objectives met	100.0%	No Change	94.1%	90.5%

* Length of contract = 185+ days.

** Prior year audited financial data available.

EVALUATION RESULTS

	Teachers	Students*	Parents*
Number of surveys returned	30	72	34
Percent satisfied with learning environment	96.7%	90.1%	93.9%
Percent satisfied with social and physical environment	100.0%	84.3%	75.0%
Percent satisfied with school-home relations	100.0%	85.9%	90.9%

*Only students at the highest elementary school grade level at this school and their parents were included.

REPORT OF PRINCIPAL AND SCHOOL IMPROVEMENT COUNCIL

Children at Cowpens Elementary School were "Growing to Greatness" in 2010-2011. Students experienced many opportunities for growth by excelling in the classroom, developing relationships with friends and teachers, and becoming good citizens. We are proud of our Good Improvement Rating, which is determined by student growth on the Palmetto Assessment of State Standards test, and that we once again met Adequate Yearly Progress. In addition, we received the Palmetto Silver Award in recognition of significant gains in student achievement. We are focused on providing an educational experience that offers quality individualized learning opportunities for every child.

Students received honors for the Governor's Citizenship Award, the Kiwanas' Multiplication Medallion Challenge, the Piedmont Regional Science Fair, School-Wide Reading Challenge, Good Behavior, Principal's Honor Roll, Honor Roll, Perfect Attendance and Outstanding Effort. For the third consecutive year, one of our fifth grade students was named the Spartanburg District Three winner of the SC Superintendent's Writing Award and the Cowpens Elementary School Reading Quiz Bowl Team won the third annual district-wide Battle of the Books competition.

Our faculty and staff successfully participated in the AdvancED District Accreditation Process. Teachers collaborated with grade level colleagues and instructional coaches across the district to plan and write standards-based units to add to the district's on-line curriculum guide. In addition, the CES faculty participated in a year-long book study of small group instruction. Three of our teachers received grants to enrich their classrooms. The school newsletter and Parent/Student Handbook, which extend our communication into the community, received an award for outstanding communications and public relation efforts by schools. Technology continued to drive the curriculum through the use of Promethean Boards, eChalk, KeyPals, interactive WebPages, Photo Story productions, and interactive assessment devices.

At CES, service to others is an important component of a student's education. Our students were involved in activities to support others such as Winter Warmth for Kids, Giving Warmth the Heart, Jump Rope for Heart, and St. Jude's Math-A-Thon. Over the holidays, our student council provided meals for families and our Southern Signers Club made and delivered over 150 Easter baskets for Meals on Wheels. Students and teachers worked together to raise over \$11,000 for Relay for Life and the American Cancer Society.

A dedicated faculty and staff, a community-minded student body, and a supportive community make Cowpens Elementary School the ideal place for children to learn and grow into productive citizens.

Cindy H. Snead, Principal
Christi Atkins, SIC Chairperson

Comprehensive detail, including definitions of ratings, performance criteria, and explanations of status, is available on www.ed.sc.gov and www.eoc.sc.gov as well as school and school district websites.

Printed versions are available from school districts upon request.

Abbreviations Key

N/A Not Applicable N/AV Not Available N/C Not Collected N/R Not Reported I/S Insufficient Sample TBD To be determined
NI Newly Identified CSI Continuing School Improvement CA Corrective Action RP Plan to Restructure R Restructure DELAY School Improvement Status HOLD School Improvement Status