



SC Annual School Report Card Summary

CANNONS ELEMENTARY
Spartanburg 3
Grades: PK-5 Enrollment: 277
Principal: Karen Grimm
Superintendent: Dr. James O. Ray
Board Chair: Mr. Eddie Dearybury

PERFORMANCE

Comprehensive detail, including definitions of ratings, performance criteria, and explanations of status, is available on www.ed.sc.gov and www.eoc.sc.gov as well as school and school district websites. Printed versions are available from school districts upon request.

YEAR	ABSOLUTE RATING	GROWTH RATING	PALMETTO GOLD AND SILVER AWARD		AYP STATUS	NCLB IMPROVEMENT STATUS
			General Performance	Closing the Gap		
2011	Good	Good	TBD	TBD	Met	N/A
2010	Good	Excellent	Gold	N/A	Met	N/A
2009	Good	Good	Silver	N/A	Met	N/A

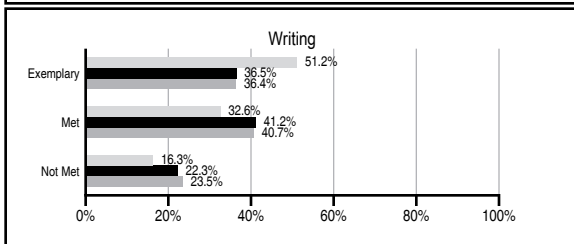
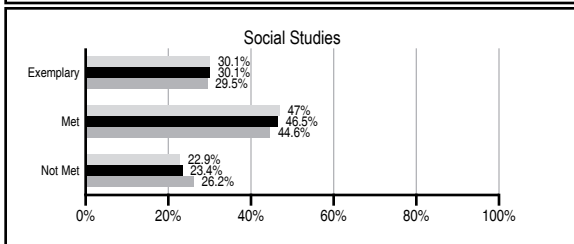
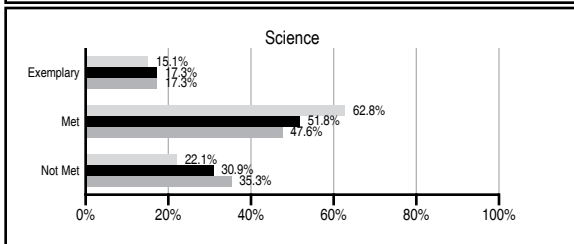
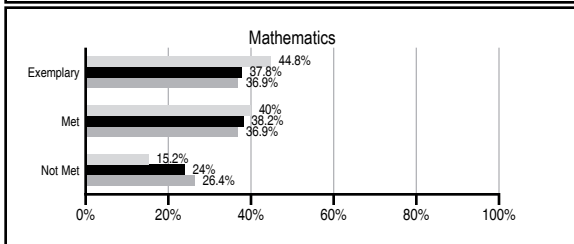
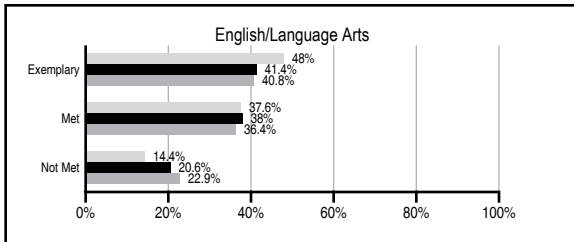
ABSOLUTE RATINGS OF ELEMENTARY SCHOOLS WITH STUDENTS LIKE OURS*

EXCELLENT	GOOD	AVERAGE	BELOW AVERAGE	AT-RISK
21	34	62	1	0

* Ratings are calculated with data available by 11/09/2011. Schools with Students Like Ours are Elementary Schools with Poverty Indices of no more than 5% above or below the index for this school.

PASS PERFORMANCE

Our School
 Elementary Schools with Students Like Ours
 Elementary schools statewide



NAEP PERFORMANCE*

* Performance reported for SC and nation, data not available at school level. Percentages at NAEP Achievement Levels.



SC PERFORMANCE VISION

By 2020 all students will graduate with the knowledge and skills necessary to compete successfully in the global economy, participate in a democratic society and contribute positively as members of families and communities.

Abbreviations Key

N/A Not Applicable N/AV Not Available N/C Not Collected N/R Not Reported I/S Insufficient Sample TBD To be determined

NI Newly Identified CSI Continuing School Improvement CA Corrective Action RP Plan to Restructure R Restructure DELAY School Improvement Status HOLD School Improvement Status

CANNONS ELEMENTARY [Spartanburg 3]

SCHOOL PROFILE

	Our School	Change from Last Year	Elementary Schools with Students Like Ours	Median Elementary School
Students (n=277)				
Retention rate	1.2%	Up from 0.4%	1.3%	1.1%
Attendance rate	96.2%	Down from 96.6%	96.1%	96.2%
Served by gifted and talented program	26.9%	Up from 21.9%	14.3%	13.4%
With disabilities other than speech	8.8%	Down from 10.7%	4.9%	4.1%
Older than usual for grade	0.0%	No Change	0.2%	0.3%
Out-of-school suspensions or expulsions for violent and/or criminal offenses	0.0%	No Change	0.0%	0.0%
Teachers (n=21)				
Teachers with advanced degrees	66.7%	Down from 76.9%	61.1%	62.5%
Continuing contract teachers	90.5%	Up from 84.6%	90.1%	88.2%
Teachers returning from previous year	93.3%	Up from 92.9%	88.6%	87.8%
Teacher attendance rate	95.2%	Down from 97.2%	95.2%	95.2%
Average teacher salary*	\$48,141	Down 5.8%	\$46,512	\$46,773
Classes not taught by highly qualified teachers	0.0%	No Change	0.0%	0.0%
Professional development days/teacher	13.7 days	Down from 14.0 days	10.4 days	10.5 days
School				
Principal's years at school	6.0	Up from 5.0	4.0	4.0
Student-teacher ratio in core subjects	16.2 to 1	Up from 14.1 to 1	20.1 to 1	19.9 to 1
Prime instructional time	89.1%	Down from 91.4%	90.3%	90.4%
Opportunities in the arts	Good	No Change	Good	Good
SACS accreditation	Yes	No Change	Yes	Yes
Parents attending conferences	99.5%	Down from 100.0%	100.0%	100.0%
Character development program	Excellent	Up from Good	Excellent	Excellent
Dollars spent per pupil**	\$11,554	Up 5.6%	\$7,153	\$7,447
Percent of expenditures for instruction**	64.3%	Down from 66.9%	68.1%	68.4%
Percent of expenditures for teacher salaries**	61.0%	Down from 62.7%	65.3%	65.8%
% of AYP objectives met	100.0%	No Change	93.1%	90.5%

* Length of contract = 185+ days.

** Prior year audited financial data available.

EVALUATION RESULTS

	Teachers	Students*	Parents*
Number of surveys returned	28	39	40
Percent satisfied with learning environment	100.0%	94.7%	97.4%
Percent satisfied with social and physical environment	100.0%	94.9%	92.5%
Percent satisfied with school-home relations	100.0%	97.4%	94.9%

*Only students at the highest elementary school grade level at this school and their parents were included.

Comprehensive detail, including definitions of ratings, performance criteria, and explanations of status, is available on www.ed.sc.gov and www.eoc.sc.gov as well as school and school district websites.

Printed versions are available from school districts upon request.

REPORT OF PRINCIPAL AND SCHOOL IMPROVEMENT COUNCIL

We were very proud that Cannons Elementary was recognized by the State Department of Education with a Palmetto Gold Award for outstanding performance on the Palmetto Assessment of State Standards. Our improvement rating was excellent because of substantial improvement in the achievement of students belonging to historically underachieving groups of students. We strive to build on this success to continue enhancing student achievement and create meaningful learning activities for our students.

Work was focused this year on strengthening integration of the arts into the core curriculum. Teachers attended workshops and worked with consultants to use arts integration in their daily lessons with the purpose of providing instruction that is designed for many learning styles. Students learned to become stronger writers through a grant that provided an artist in residence. A grant from the Greater Spartanburg Arts Council allowed us to host local artists and musicians at school events exposing students and our community to quality art work. Students met each artist and learned about the real work of being creative. We exhibited work from eight local artists in our community art gallery in addition to a family/community art display. Members of the community joined us for evening events such as Family Literacy Night, Math Science Technology Night, The Spring Arts Festival, PTO Fall Festival and Health Safety Fair.

We also worked with the Spartanburg Writing Project to strengthen writing across the curriculum and allow students to experience and apply the process of writing. A consultant with the Spartanburg Writing Project worked with third, fourth and fifth grade teachers to develop a writers' workshop in the classroom. Students published many genres of writing and shared with their families during special class events. Reading instruction was delivered through a balanced literacy approach and also supported by a response to intervention plan.

A combination of assessment tools such as MAP, portfolio assessment, teacher created formative assessments and district summative assessments made it possible to review each student's strengths and build challenging and differentiated instruction. Instruction was delivered through a variety of strategies including arts integration, inquiry, flexible small group instruction based on need and interest, and technology.

The School Improvement Council, PTO, parents and community continue to enhance learning at Cannons Elementary with their involvement and support. Students enjoy the many benefits as volunteers come to read, provide incentives and join us in recognizing student achievement in academics, physical fitness, character development and the arts. Our volunteer tutoring and mentoring program was staffed with twenty-four volunteers who served students in first, second and third grades. Many community business partners provided support with field trips, awards for achievement and to show teacher appreciation. The faculty, staff, students, parents and community worked together to focus on maintaining an excellent school climate in order for students to learn and know they are a valued member of their school community.

Karen Grimm, Principal
Tracy Herring, SIC Chairman

Abbreviations Key

N/A Not Applicable N/AV Not Available N/C Not Collected N/R Not Reported I/S Insufficient Sample TBD To be determined
NI Newly Identified CSI Continuing School Improvement CA Corrective Action RP Plan to Restructure R Restructure DELAY School Improvement Status HOLD School Improvement Status