



# SC Annual School Report Card Summary

**MAYO ELEMENTARY**  
**Spartanburg 2**  
**Grades: PK-5** Enrollment: 315  
**Principal: William A. Browning**  
**Superintendent: Dr. Scott J. Mercer**  
**Board Chair: Connie Smith**

## PERFORMANCE

Comprehensive detail, including definitions of ratings, performance criteria, and explanations of status, is available on [www.ed.sc.gov](http://www.ed.sc.gov) and [www.eoc.sc.gov](http://www.eoc.sc.gov) as well as school and school district websites. Printed versions are available from school districts upon request.

YEAR	ABSOLUTE RATING	GROWTH RATING	PALMETTO GOLD AND SILVER AWARD		AYP STATUS	NCLB IMPROVEMENT STATUS
			General Performance	Closing the Gap		
2011	Good	Average	TBD	TBD	Met	N/A
2010	Excellent	Good	Gold	N/A	Met	N/A
2009	Average	Average	N/A	N/A	Met	N/A

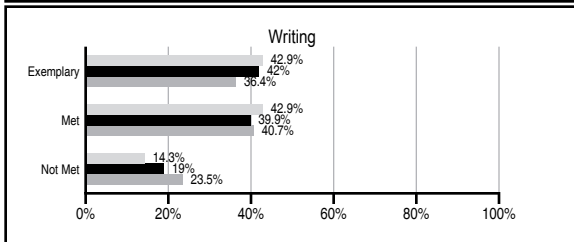
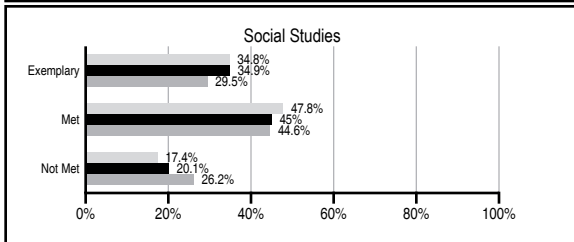
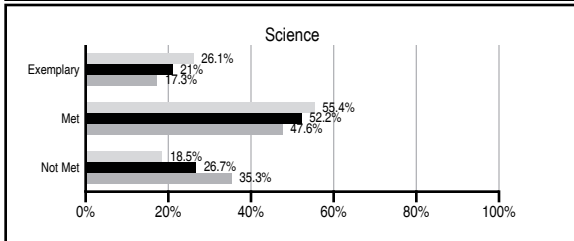
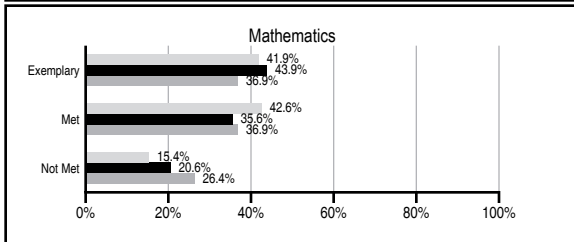
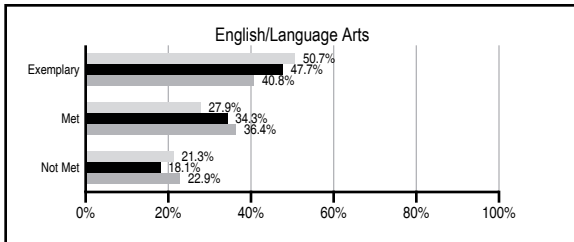
## ABSOLUTE RATINGS OF ELEMENTARY SCHOOLS WITH STUDENTS LIKE OURS\*

EXCELLENT	GOOD	AVERAGE	BELOW AVERAGE	AT-RISK
31	40	24	0	0

\* Ratings are calculated with data available by 11/09/2011. Schools with Students Like Ours are Elementary Schools with Poverty Indices of no more than 5% above or below the index for this school.

## PASS PERFORMANCE

Our School
  Elementary Schools with Students Like Ours
  Elementary schools statewide



## NAEP PERFORMANCE\*

\* Performance reported for SC and nation, data not available at school level. Percentages at NAEP Achievement Levels.



## SC PERFORMANCE VISION

*By 2020 all students will graduate with the knowledge and skills necessary to compete successfully in the global economy, participate in a democratic society and contribute positively as members of families and communities.*

### Abbreviations Key

N/A Not Applicable N/AV Not Available N/C Not Collected N/R Not Reported I/S Insufficient Sample TBD To be determined

NI Newly Identified CSI Continuing School Improvement CA Corrective Action RP Plan to Restructure R Restructure DELAY School Improvement Status HOLD School Improvement Status

# MAYO ELEMENTARY [Spartanburg 2]

## SCHOOL PROFILE

	Our School	Change from Last Year	Elementary Schools with Students Like Ours	Median Elementary School
<b>Students (n=315)</b>				
Retention rate	0.3%	Down from 1.8%	1.0%	1.1%
Attendance rate	95.7%	Down from 96.0%	96.2%	96.2%
Served by gifted and talented program	23.6%	Up from 18.5%	18.1%	13.4%
With disabilities other than speech	9.3%	Down from 12.0%	3.9%	4.1%
Older than usual for grade	0.0%	No Change	0.2%	0.3%
Out-of-school suspensions or expulsions for violent and/or criminal offenses	0.0%	No Change	0.0%	0.0%
<b>Teachers (n=17)</b>				
Teachers with advanced degrees	70.6%	Up from 47.4%	62.9%	62.5%
Continuing contract teachers	88.2%	Up from 68.4%	90.3%	88.2%
Teachers returning from previous year	92.1%	Down from 95.8%	89.3%	87.8%
Teacher attendance rate	94.3%	Up from 93.6%	95.3%	95.2%
Average teacher salary*	\$44,797	Down 8.6%	\$47,825	\$46,773
Classes not taught by highly qualified teachers	0.0%	No Change	0.0%	0.0%
Professional development days/teacher	22.3 days	Up from 16.4 days	11.7 days	10.5 days
<b>School</b>				
Principal's years at school	36.0	Up from 35.0	5.0	4.0
Student-teacher ratio in core subjects	20.5 to 1	Up from 18.4 to 1	20.8 to 1	19.9 to 1
Prime instructional time	87.8%	Down from 88.1%	90.2%	90.4%
Opportunities in the arts	Good	No Change	Good	Good
SACS accreditation	Yes	No Change	Yes	Yes
Parents attending conferences	95.4%	Down from 96.8%	100.0%	100.0%
Character development program	Excellent	No Change	Excellent	Excellent
Dollars spent per pupil**	\$7,995	Up 12.2%	\$7,021	\$7,447
Percent of expenditures for instruction**	58.6%	Down from 64.4%	68.8%	68.4%
Percent of expenditures for teacher salaries**	56.0%	Down from 57.5%	66.1%	65.8%
% of AYP objectives met	100.0%	No Change	95.2%	90.5%

\* Length of contract = 185+ days.

\*\* Prior year audited financial data available.

## REPORT OF PRINCIPAL AND SCHOOL IMPROVEMENT COUNCIL

Mayo Elementary School was the proud recipient of the Palmetto Gold Award presented by the State Board of Education and the South Carolina Department of Education for outstanding student academic performance for 2010-2011. Our school was also recognized as a USDA Healthier US School at the Bronze level for implementing a healthier school nutrition environment.

The Spartanburg County District Two Measure of Academic Progress growth goal of 80% or better was achieved by all grades at Mayo Elementary School. The utilization of the Writer's Workshop consultant targeted second grade teachers this school year. Our school staff development program emphasized curriculum guide utilization and introduction to Response to Intervention strategies.

Notable student achievements for the 2010-2011 school year were as follows:

9% of our students received Perfect Attendance Awards. 27% of our students made the "A" Honor Roll. 32% of our students made the "A-B" Honor Roll. 63% of our fifth grade students received the Presidential Award for Academic Excellence.

Family School Nights in Literacy and Mathematics were a huge success. Our PTO upgraded our sound system to improve sound quality for our school programs. Our students were excited by the numerous visits from the Watershed Ecology Center from USC Upstate this school year. Physical Education is incorporating cardio team building through Project Fit America. Look for growth in classroom technology next year.

William A. Browning, Principal  
Donna Birch, School Improvement Council Chairperson

## EVALUATION RESULTS

	Teachers	Students*	Parents*
Number of surveys returned	17	45	31
Percent satisfied with learning environment	100.0%	97.8%	96.6%
Percent satisfied with social and physical environment	100.0%	93.3%	96.7%
Percent satisfied with school-home relations	100.0%	91.1%	93.3%

\*Only students at the highest elementary school grade level at this school and their parents were included.

Comprehensive detail, including definitions of ratings, performance criteria, and explanations of status, is available on [www.ed.sc.gov](http://www.ed.sc.gov) and [www.eoc.sc.gov](http://www.eoc.sc.gov) as well as school and school district websites.

Printed versions are available from school districts upon request.

### Abbreviations Key

N/A Not Applicable N/AV Not Available N/C Not Collected N/R Not Reported I/S Insufficient Sample TBD To be determined

NI Newly Identified CSI Continuing School Improvement CA Corrective Action RP Plan to Restructure R Restructure DELAY School Improvement Status HOLD School Improvement Status