



SC Annual School Report Card Summary

INMAN INTERMEDIATE
Spartanburg 1
Grades: 4-6 Enrollment: 341
Principal: Debbie Wright
Superintendent: Dr. Ronald W. Garner
Board Chair: Mr. Mark Rollins

PERFORMANCE

Comprehensive detail, including definitions of ratings, performance criteria, and explanations of status, is available on www.ed.sc.gov and www.eoc.sc.gov as well as school and school district websites. Printed versions are available from school districts upon request.

YEAR	ABSOLUTE RATING	GROWTH RATING	PALMETTO GOLD AND SILVER AWARD		AYP STATUS	NCLB IMPROVEMENT STATUS
			General Performance	Closing the Gap		
2011	Excellent	Excellent	TBD	TBD	Not Met	N/A
2010	Excellent	Excellent	Gold	Silver	Not Met	N/A
2009	Good	Good	Silver	Silver	Not Met	N/A

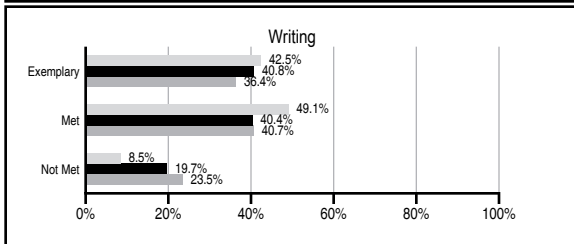
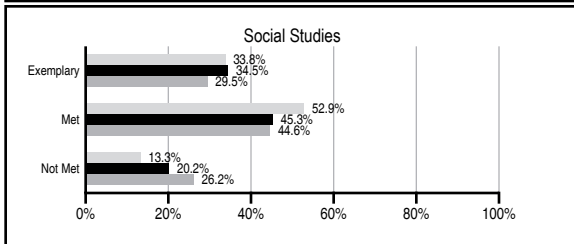
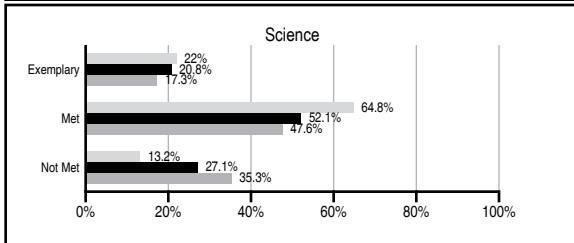
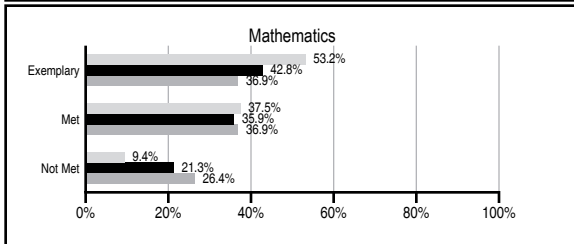
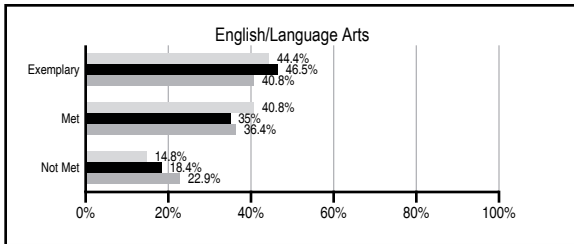
ABSOLUTE RATINGS OF ELEMENTARY SCHOOLS WITH STUDENTS LIKE OURS*

EXCELLENT	GOOD	AVERAGE	BELOW AVERAGE	AT-RISK
29	38	26	0	0

* Ratings are calculated with data available by 11/09/2011. Schools with Students Like Ours are Elementary Schools with Poverty Indices of no more than 5% above or below the index for this school.

PASS PERFORMANCE

Our School
 Elementary Schools with Students Like Ours
 Elementary schools statewide



NAEP PERFORMANCE*

* Performance reported for SC and nation, data not available at school level. Percentages at NAEP Achievement Levels.



SC PERFORMANCE VISION

By 2020 all students will graduate with the knowledge and skills necessary to compete successfully in the global economy, participate in a democratic society and contribute positively as members of families and communities.

Abbreviations Key

N/A Not Applicable N/AV Not Available N/C Not Collected N/R Not Reported I/S Insufficient Sample TBD To be determined

NI Newly Identified CSI Continuing School Improvement CA Corrective Action RP Plan to Restructure R Restructure DELAY School Improvement Status HOLD School Improvement Status

INMAN INTERMEDIATE [Spartanburg 1]

SCHOOL PROFILE

	Our School	Change from Last Year	Elementary Schools with Students Like Ours	Median Elementary School
Students (n=341)				
Retention rate	0.0%	No Change	1.1%	1.1%
Attendance rate	96.8%	Up from 96.6%	96.2%	96.2%
Served by gifted and talented program	14.2%	Up from 12.7%	18.0%	13.4%
With disabilities other than speech	7.8%	Down from 15.0%	4.3%	4.1%
Older than usual for grade	0.3%	Up from 0.0%	0.2%	0.3%
Out-of-school suspensions or expulsions for violent and/or criminal offenses	0.0%	No Change	0.0%	0.0%
Teachers (n=23)				
Teachers with advanced degrees	56.5%	Up from 56.0%	62.9%	62.5%
Continuing contract teachers	91.3%	Up from 84.0%	90.3%	88.2%
Teachers returning from previous year	96.8%	N/A	89.4%	87.8%
Teacher attendance rate	96.5%	Up from 94.5%	95.4%	95.2%
Average teacher salary*	\$46,278	Down 5.6%	\$47,962	\$46,773
Classes not taught by highly qualified teachers	0.0%	No Change	0.0%	0.0%
Professional development days/teacher	14.3 days	Up from 11.7 days	11.0 days	10.5 days
School				
Principal's years at school	4.0	Up from 3.0	5.0	4.0
Student-teacher ratio in core subjects	19.6 to 1	Down from 20.5 to 1	20.8 to 1	19.9 to 1
Prime instructional time	92.8%	Up from 90.5%	90.4%	90.4%
Opportunities in the arts	Good	No Change	Good	Good
SACS accreditation	Yes	No Change	Yes	Yes
Parents attending conferences	98.7%	Down from 99.8%	100.0%	100.0%
Character development program	Excellent	No Change	Excellent	Excellent
Dollars spent per pupil**	\$7,589	Up 6.5%	\$6,931	\$7,447
Percent of expenditures for instruction**	67.3%	Up from 60.4%	68.8%	68.4%
Percent of expenditures for teacher salaries**	65.9%	Up from 58.9%	65.9%	65.8%
% of AYP objectives met	96.0%	No Change	94.7%	90.5%

* Length of contract = 185+ days.

** Prior year audited financial data available.

EVALUATION RESULTS

	Teachers	Students*	Parents*
Number of surveys returned	N/A	N/A	N/A
Percent satisfied with learning environment	N/A	N/A	N/A
Percent satisfied with social and physical environment	N/A	N/A	N/A
Percent satisfied with school-home relations	N/A	N/A	N/A

*Only students at the highest elementary school grade level at this school and their parents were included.

Comprehensive detail, including definitions of ratings, performance criteria, and explanations of status, is available on www.ed.sc.gov and www.eoc.sc.gov as well as school and school district websites.

Printed versions are available from school districts upon request.

REPORT OF PRINCIPAL AND SCHOOL IMPROVEMENT COUNCIL

Greetings from Inman Intermediate School! IIS was an exciting place to be this year as we celebrated this year's 1950's theme, "TWIST," Teamwork Will Inspire Students and Teachers. What a great year this has been, and we have had a great deal to celebrate! We were honored to receive the South Carolina Palmetto Gold Award for academic achievement, the Palmetto Closing the Gap Award, and the South Carolina NSPRA Award for our outstanding school website. In addition, our students made great gains on the Measurement of Academic Progress (M.A.P.) test and the PASS test, and our school received an "Excellent" rating on the 2010 South Carolina State Report Card.

Inman Intermediate also celebrated the success of our teachers and students! Becky Cornwell was the District One Teacher of the Year. Dr. Robert Nelson received three grants to purchase musical instruments, and IIS received a \$2000.00 grant from Big Lots to purchase technology for our school. In addition, a fifth grader received the State Superintendent's Writing Award for District One, and a fourth grade student was a Regional Science Fair Winner. Ten students' artwork was chosen to be displayed at the Chapman Cultural Arts Center during Youth Art Month. Our students have participated in March of Dimes, Relay for Life, and Jump Rope for Heart, collected over 3,200 canned goods for the needy, donated supplies to Miracle Hill, and participated in the Make A Wish Foundation, helping make a dream come true for a young cancer patient.

We started this year with a renewed vision and purpose of "Believing and Achieving". Our students and teachers have set goals and worked diligently to reach them. As a school, we embraced a Can-Do, "together we can make a difference" attitude. We pride ourselves on identifying each child's individual strengths and weaknesses in order to provide exemplary academic experiences. Our faculty provided differentiated instruction on a daily basis as a result of analyzing student MAP, PASS, and Dominie data, as well as student classroom performance. Through these efforts, we were able to provide challenging activities for all students, which allowed a common framework for organizing resources, collaborating, and goal setting.

Our staff development focused on a partnership with the Spartanburg Writing Project, which focused on integrating literacy into all subject areas, writing, and implementing a writer's workshop in language arts classrooms. Through this grant, teachers worked with a consultant who provided staff development, modeled classroom lessons, planned instruction with teachers and provided opportunities for students to practice their writing skills in all content areas. Our instructional coach provided teachers with ongoing support throughout the year, focusing on standards based instruction.

Inman Intermediate is committed to providing opportunities for our students to make good choices in order to become productive citizens. With the help of our teachers, parents, and community members, our PTO and SIC have provided outstanding support for our school. Our PTO purchased classroom supplies, assisted with student recognition in numerous ways, sponsored the RIF (Reading is Fundamental) Program, which provides a free book to every student in the school, purchased music and art supplies, and purchased projectors, document cameras and media carts for the classrooms. The School Improvement Council worked throughout the year to serve as a liaison between the school and community. We are grateful for the continued support of our PTO, SIC, and our

Abbreviations Key

N/A Not Applicable N/AV Not Available N/C Not Collected N/R Not Reported I/S Insufficient Sample TBD To be determined

NI Newly Identified CSI Continuing School Improvement CA Corrective Action RP Plan to Restructure R Restructure DELAY School Improvement Status HOLD School Improvement Status