



SC Annual School Report Card Summary

NEW PROSPECT ELEMENTARY
Spartanburg 1
Grades: PK-6 Enrollment: 410
Principal: Chris Price
Superintendent: Dr. Ronald W. Garner
Board Chair: Mr. Mark Rollins

PERFORMANCE

Comprehensive detail, including definitions of ratings, performance criteria, and explanations of status, is available on www.ed.sc.gov and www.eoc.sc.gov as well as school and school district websites. Printed versions are available from school districts upon request.

YEAR	ABSOLUTE RATING	GROWTH RATING	PALMETTO GOLD AND SILVER AWARD		AYP STATUS	NCLB IMPROVEMENT STATUS
			General Performance	Closing the Gap		
2011	Excellent	Excellent	TBD	TBD	Met	N/A
2010	Excellent	Excellent	Gold	Silver	Met	N/A
2009	Excellent	Good	Gold	Silver	Met	N/A

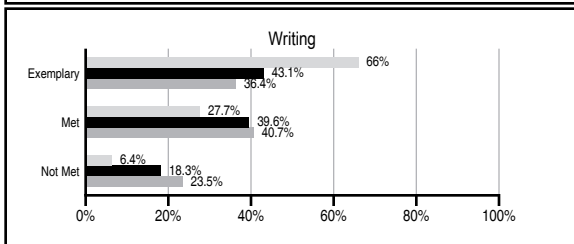
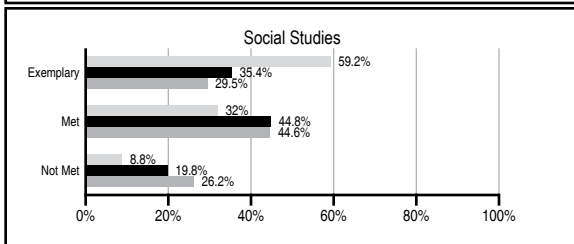
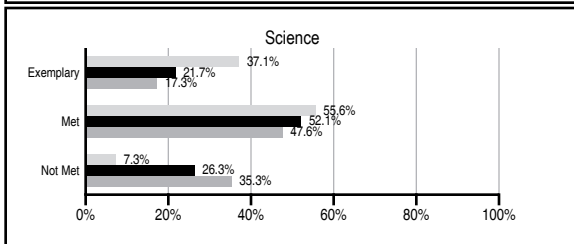
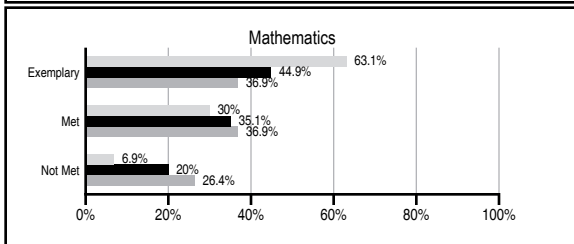
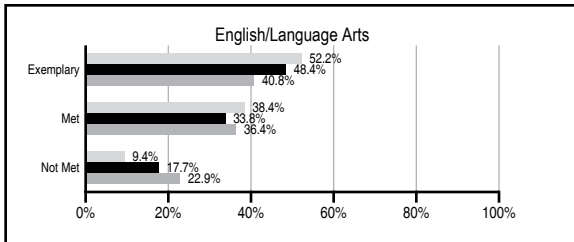
ABSOLUTE RATINGS OF ELEMENTARY SCHOOLS WITH STUDENTS LIKE OURS*

EXCELLENT	GOOD	AVERAGE	BELOW AVERAGE	AT-RISK
31	38	19	0	0

* Ratings are calculated with data available by 11/09/2011. Schools with Students Like Ours are Elementary Schools with Poverty Indices of no more than 5% above or below the index for this school.

PASS PERFORMANCE

Our School
 Elementary Schools with Students Like Ours
 Elementary schools statewide



NAEP PERFORMANCE*

* Performance reported for SC and nation, data not available at school level. Percentages at NAEP Achievement Levels.



SC PERFORMANCE VISION

By 2020 all students will graduate with the knowledge and skills necessary to compete successfully in the global economy, participate in a democratic society and contribute positively as members of families and communities.

Abbreviations Key

N/A Not Applicable N/AV Not Available N/C Not Collected N/R Not Reported I/S Insufficient Sample TBD To be determined

NI Newly Identified CSI Continuing School Improvement CA Corrective Action RP Plan to Restructure R Restructure DELAY School Improvement Status HOLD School Improvement Status

NEW PROSPECT ELEMENTARY [Spartanburg 1]

SCHOOL PROFILE

	Our School	Change from Last Year	Elementary Schools with Students Like Ours	Median Elementary School
Students (n=410)				
Retention rate	0.0%	Down from 0.3%	0.9%	1.1%
Attendance rate	96.4%	Down from 96.6%	96.2%	96.2%
Served by gifted and talented program	18.1%	Up from 17.8%	19.1%	13.4%
With disabilities other than speech	2.9%	Down from 8.2%	3.9%	4.1%
Older than usual for grade	0.0%	No Change	0.2%	0.3%
Out-of-school suspensions or expulsions for violent and/or criminal offenses	0.0%	No Change	0.0%	0.0%
Teachers (n=31)				
Teachers with advanced degrees	64.5%	Down from 69.0%	64.6%	62.5%
Continuing contract teachers	90.3%	Up from 89.7%	90.9%	88.2%
Teachers returning from previous year	87.4%	Down from 88.6%	89.6%	87.8%
Teacher attendance rate	95.8%	Down from 97.2%	95.3%	95.2%
Average teacher salary*	\$48,857	Down 1.9%	\$48,010	\$46,773
Classes not taught by highly qualified teachers	0.0%	No Change	0.0%	0.0%
Professional development days/teacher	8.2 days	Down from 15.6 days	11.1 days	10.5 days
School				
Principal's years at school	5.0	Up from 4.0	5.0	4.0
Student-teacher ratio in core subjects	12.5 to 1	Down from 22.5 to 1	20.8 to 1	19.9 to 1
Prime instructional time	91.3%	Down from 93.3%	90.2%	90.4%
Opportunities in the arts	Good	No Change	Good	Good
SACS accreditation	Yes	No Change	Yes	Yes
Parents attending conferences	100.0%	No Change	100.0%	100.0%
Character development program	Excellent	Up from Good	Excellent	Excellent
Dollars spent per pupil**	\$7,869	Up 1.0%	\$7,127	\$7,447
Percent of expenditures for instruction**	61.8%	Down from 64.0%	68.8%	68.4%
Percent of expenditures for teacher salaries**	60.6%	Down from 62.7%	66.3%	65.8%
% of AYP objectives met	100.0%	No Change	95.2%	90.5%

* Length of contract = 185+ days.

** Prior year audited financial data available.

EVALUATION RESULTS

	Teachers	Students*	Parents*
Number of surveys returned	32	58	41
Percent satisfied with learning environment	100.0%	87.9%	95.1%
Percent satisfied with social and physical environment	100.0%	93.1%	97.6%
Percent satisfied with school-home relations	100.0%	93.1%	82.9%

*Only students at the highest elementary school grade level at this school and their parents were included.

REPORT OF PRINCIPAL AND SCHOOL IMPROVEMENT COUNCIL

I am blessed and fortunate to be the principal of New Prospect Elementary School. I work with the finest group of students, staff, parents, district office personnel, and board of trustees daily. New Prospect has experienced a successful 2010-2011 school year due to the support of our PTO, SIC, volunteers, mentors, community speakers, area churches, businesses, and our wonderful community. Our school is very blessed to have so many volunteers who come in daily to read with our children. Our PTO has given many hours and resources to reward the outstanding progress for our students. Our PTO purchased prizes for academic excellence. Our SIC has been instrumental in giving feedback on things we do well and things we can continue to improve.

Because of our students' outstanding academic achievement and improvement rating, we were recognized as a Palmetto Gold Award winner for overall scores and performance and a Palmetto Silver winner for closing the achievement gap. We are continuing to raise the bar for all students at New Prospect.

Our students had many opportunities to experience success through such programs as Student Council, Safety Patrol, Principal's Advisory Council, Wee Deliver, activities and participation in Relay for Life, March of Dimes, and other charitable programs. We started our first chapter of Jr. Beta Club with over 30 fifth and sixth grade students enrolled. We rose over \$5000 for Relay for Life and altogether we rose over \$9000 for charities this year. We also participated in a district wide food drive which New Prospect helped raise over 71,000 canned good items for our community.

Many of our teachers participated in additional training for literacy, reading, improved science strategies with our curriculum coach, social studies through the American History Project, and personal graduate study. We are proud that our teachers actively seek ways to use research and Best Practices to teach children. New Prospect has a rich tradition of prospecting for the future. Meeting students at their individual levels and setting high expectations continue to be a priority. It is our mission to provide a quality, student-centered education. On behalf of our faculty and staff, we invite you to take an active role in your child's education and join us in helping your child learn and grow.

We continue to strive to be the highest performing elementary school in the state and there is no reason, with our team, we cannot reach this goal.

Angela Owenby, School Improvement Council Chairman
Chris Price, Principal

Comprehensive detail, including definitions of ratings, performance criteria, and explanations of status, is available on www.ed.sc.gov and www.eoc.sc.gov as well as school and school district websites.

Printed versions are available from school districts upon request.

Abbreviations Key

N/A Not Applicable N/AV Not Available N/C Not Collected N/R Not Reported I/S Insufficient Sample TBD To be determined

NI Newly Identified CSI Continuing School Improvement CA Corrective Action RP Plan to Restructure R Restructure DELAY School Improvement Status HOLD School Improvement Status