



SC Annual School Report Card Summary

HOLLY SPRINGS-MOTLOW ELEMENTARY
Spartanburg 1
Grades: PK-6 Enrollment: 443
Principal: Erika Center
Superintendent: Dr. Ronald W. Garner
Board Chair: Mr. Mark Rollins

PERFORMANCE

Comprehensive detail, including definitions of ratings, performance criteria, and explanations of status, is available on www.ed.sc.gov and www.eoc.sc.gov as well as school and school district websites. Printed versions are available from school districts upon request.

YEAR	ABSOLUTE RATING	GROWTH RATING	PALMETTO GOLD AND SILVER AWARD		AYP STATUS	NCLB IMPROVEMENT STATUS
			General Performance	Closing the Gap		
2011	Excellent	Excellent	TBD	TBD	Met	N/A
2010	Excellent	Good	Gold	Silver	Met	N/A
2009	Good	Good	Silver	N/A	Met	N/A

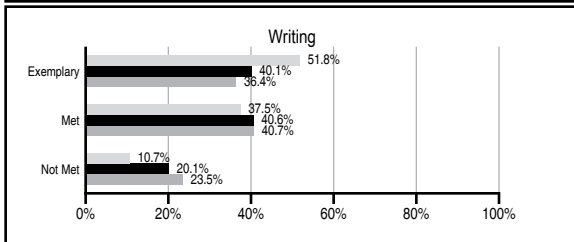
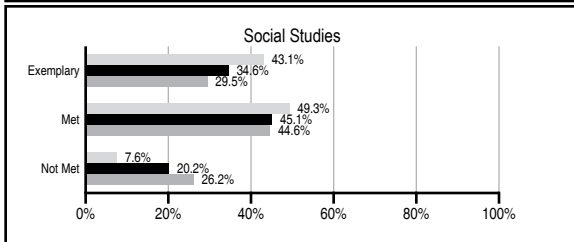
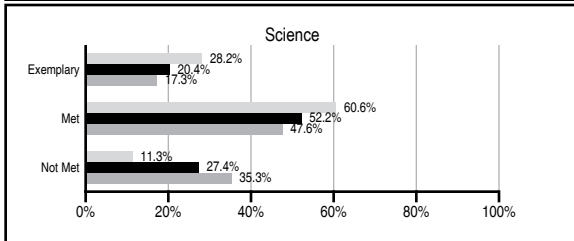
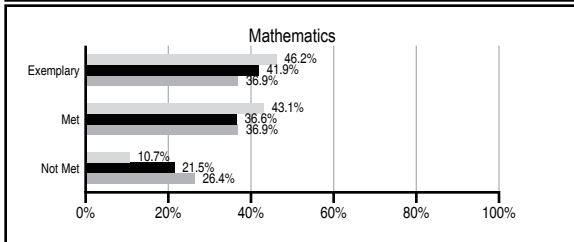
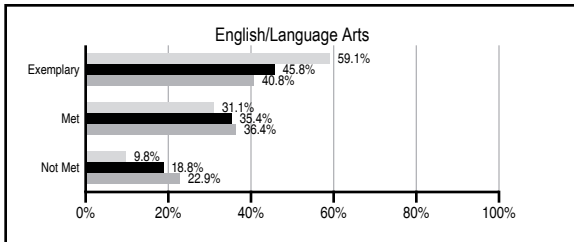
ABSOLUTE RATINGS OF ELEMENTARY SCHOOLS WITH STUDENTS LIKE OURS*

EXCELLENT	GOOD	AVERAGE	BELOW AVERAGE	AT-RISK
29	38	32	0	0

* Ratings are calculated with data available by 11/09/2011. Schools with Students Like Ours are Elementary Schools with Poverty Indices of no more than 5% above or below the index for this school.

PASS PERFORMANCE

Our School
 Elementary Schools with Students Like Ours
 Elementary schools statewide



NAEP PERFORMANCE*

* Performance reported for SC and nation, data not available at school level. Percentages at NAEP Achievement Levels.



SC PERFORMANCE VISION

By 2020 all students will graduate with the knowledge and skills necessary to compete successfully in the global economy, participate in a democratic society and contribute positively as members of families and communities.

Abbreviations Key

N/A Not Applicable N/AV Not Available N/C Not Collected N/R Not Reported I/S Insufficient Sample TBD To be determined

NI Newly Identified CSI Continuing School Improvement CA Corrective Action RP Plan to Restructure R Restructure DELAY School Improvement Status HOLD School Improvement Status

HOLLY SPRINGS-MOTLOW ELEMENTARY [Spartanburg

SCHOOL PROFILE

	Our School	Change from Last Year	Elementary Schools with Students Like Ours	Median Elementary School
Students (n=443)				
Retention rate	0.0%	Down from 0.3%	1.1%	1.1%
Attendance rate	95.4%	Down from 95.8%	96.2%	96.2%
Served by gifted and talented program	19.7%	Down from 20.9%	17.5%	13.4%
With disabilities other than speech	3.3%	Down from 5.4%	4.3%	4.1%
Older than usual for grade	0.0%	Down from 0.3%	0.2%	0.3%
Out-of-school suspensions or expulsions for violent and/or criminal offenses	0.0%	No Change	0.0%	0.0%
Teachers (n=35)				
Teachers with advanced degrees	57.1%	Down from 58.1%	62.5%	62.5%
Continuing contract teachers	77.1%	Up from 71.0%	90.3%	88.2%
Teachers returning from previous year	85.5%	Down from 87.1%	89.3%	87.8%
Teacher attendance rate	95.4%	Down from 96.5%	95.4%	95.2%
Average teacher salary*	\$46,052	Down 3.8%	\$47,763	\$46,773
Classes not taught by highly qualified teachers	0.0%	No Change	0.0%	0.0%
Professional development days/teacher	6.4 days	Up from 5.5 days	10.9 days	10.5 days
School				
Principal's years at school	3.0	Up from 2.0	5.0	4.0
Student-teacher ratio in core subjects	14.6 to 1	Down from 17.7 to 1	20.7 to 1	19.9 to 1
Prime instructional time	89.8%	Down from 91.8%	90.4%	90.4%
Opportunities in the arts	Fair	Down from Good	Good	Good
SACS accreditation	Yes	No Change	Yes	Yes
Parents attending conferences	100.0%	No Change	100.0%	100.0%
Character development program	Excellent	No Change	Excellent	Excellent
Dollars spent per pupil**	\$7,042	Down 14.3%	\$6,922	\$7,447
Percent of expenditures for instruction**	65.6%	Up from 60.1%	68.4%	68.4%
Percent of expenditures for teacher salaries**	64.3%	Up from 59.2%	66.0%	65.8%
% of AYP objectives met	100.0%	No Change	94.7%	90.5%

* Length of contract = 185+ days.

** Prior year audited financial data available.

REPORT OF PRINCIPAL AND SCHOOL IMPROVEMENT COUNCIL

Dear Parents/Guardians,

On behalf of our Holly Springs-Motlow family, I would like to give my appreciation for a wonderful 2010-2011 school year.

Our P.T.O worked very hard this year not only in raising school funds, but helping to provide opportunities for our children to perform in front of large audiences. Our school goal was to be more open to the community. The following were a few events sponsored for students: Back to School Barbeque- sponsored by Mrs. Parmala Farmer and Mrs. Donita Owens; play production "Oliver" - directed by Mrs. Allyson Allen and Mrs. Lindsay Hurley; Family Write Night- sponsored by Mrs. Parmala Farmer; Christmas Stroll- sponsored by Mrs. Parmala Farmer and Mrs. Lisa Dover; Terrific Kids- sponsored by Mrs. Kancy Cleveland and Mrs. Donita Owens; Friday's Talent Show- sponsored by Mrs. Debra Close; Reader's Theater- performed by many classes; Title One Workshops- sponsored by Lisa Dover; and Fifty's Night sponsored by Ms. Caroline Hall, Ms. Jenny Harper, and Mr. Tre Kirkland.

Our community response was overwhelming. Over 10,000 visitors attended the above programs. With only 440 students attending our school, that number is amazing! Mrs. Parmala Farmer is leading our faculty towards a wonderful staff development in Inquiry Learning. Holly Springs-Motlow Elementary was a state gold winner in test scores this year. This was a result of hard work, dedication, and guided instruction that meets the need of every child.

We had twenty dedicated volunteers this year that made a tremendous difference for our students and teachers. In closing, I want to say thank you for allowing us to work with your child. We want to be a school that embraces children as individuals and a place where education is student-centered and is about the total child. Thank you for being such a great community!

Best Wishes,
Mr. William A. Sizemore

EVALUATION RESULTS

	Teachers	Students*	Parents*
Number of surveys returned	14	52	50
Percent satisfied with learning environment	100.0%	96.2%	93.9%
Percent satisfied with social and physical environment	100.0%	96.1%	95.9%
Percent satisfied with school-home relations	100.0%	92.2%	89.8%

*Only students at the highest elementary school grade level at this school and their parents were included.

Comprehensive detail, including definitions of ratings, performance criteria, and explanations of status, is available on www.ed.sc.gov and www.eoc.sc.gov as well as school and school district websites.

Printed versions are available from school districts upon request.

Abbreviations Key

N/A Not Applicable N/AV Not Available N/C Not Collected N/R Not Reported I/S Insufficient Sample TBD To be determined
NI Newly Identified CSI Continuing School Improvement CA Corrective Action RP Plan to Restructure R Restructure DELAY School Improvement Status HOLD School Improvement Status