



SC Annual School Report Card Summary

O P EARLE ELEMENTARY
Spartanburg 1
Grades: PK-5 Enrollment: 499
Principal: Nita H. High
Superintendent: Dr. Ronald W. Garner
Board Chair: Mr. Mark Rollins

PERFORMANCE

Comprehensive detail, including definitions of ratings, performance criteria, and explanations of status, is available on www.ed.sc.gov and www.eoc.sc.gov as well as school and school district websites. Printed versions are available from school districts upon request.

YEAR	ABSOLUTE RATING	GROWTH RATING	PALMETTO GOLD AND SILVER AWARD		AYP STATUS	NCLB IMPROVEMENT STATUS
			General Performance	Closing the Gap		
2011	Excellent	Excellent	TBD	TBD	Met	N/A
2010	Excellent	Excellent	Gold	Silver	Met	N/A
2009	Good	Good	Silver	Silver	Met	CSI-DELAY

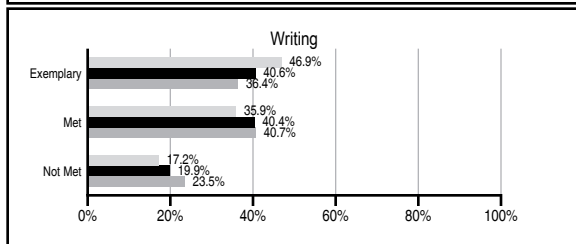
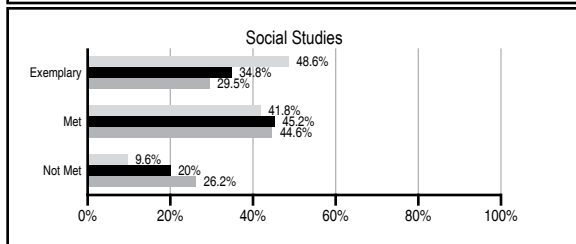
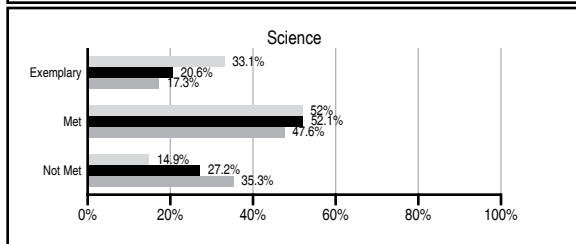
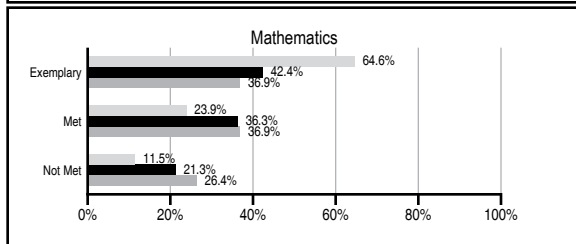
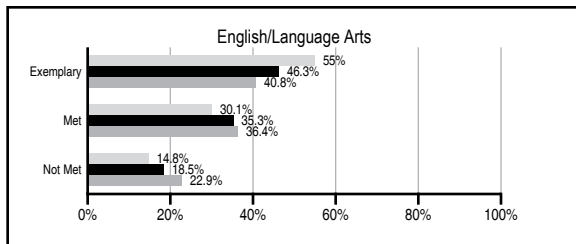
ABSOLUTE RATINGS OF ELEMENTARY SCHOOLS WITH STUDENTS LIKE OURS*

EXCELLENT	GOOD	AVERAGE	BELOW AVERAGE	AT-RISK
29	38	29	0	0

* Ratings are calculated with data available by 11/09/2011. Schools with Students Like Ours are Elementary Schools with Poverty Indices of no more than 5% above or below the index for this school.

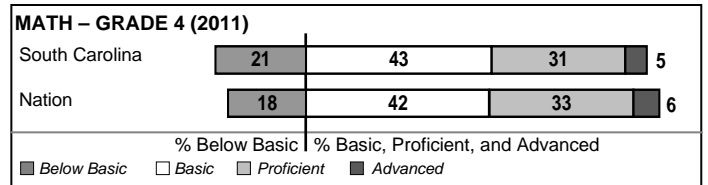
PASS PERFORMANCE

Our School
 Elementary Schools with Students Like Ours
 Elementary schools statewide



NAEP PERFORMANCE*

* Performance reported for SC and nation, data not available at school level. Percentages at NAEP Achievement Levels.



SC PERFORMANCE VISION

By 2020 all students will graduate with the knowledge and skills necessary to compete successfully in the global economy, participate in a democratic society and contribute positively as members of families and communities.

Abbreviations Key

N/A Not Applicable N/AV Not Available N/C Not Collected N/R Not Reported I/S Insufficient Sample TBD To be determined

NI Newly Identified CSI Continuing School Improvement CA Corrective Action RP Plan to Restructure R Restructure DELAY School Improvement Status HOLD School Improvement Status

O P EARLE ELEMENTARY [Spartanburg 1]

SCHOOL PROFILE

	Our School	Change from Last Year	Elementary Schools with Students Like Ours	Median Elementary School
Students (n=499)				
Retention rate	1.1%	No Change	1.1%	1.1%
Attendance rate	95.6%	Down from 95.9%	96.2%	96.2%
Served by gifted and talented program	21.0%	Up from 17.7%	17.7%	13.4%
With disabilities other than speech	2.8%	Down from 7.9%	4.3%	4.1%
Older than usual for grade	0.4%	Down from 1.0%	0.2%	0.3%
Out-of-school suspensions or expulsions for violent and/or criminal offenses	0.0%	No Change	0.0%	0.0%
Teachers (n=35)				
Teachers with advanced degrees	65.7%	Up from 56.4%	63.2%	62.5%
Continuing contract teachers	82.9%	Down from 84.6%	90.3%	88.2%
Teachers returning from previous year	85.2%	Down from 91.4%	89.4%	87.8%
Teacher attendance rate	96.6%	No Change	95.4%	95.2%
Average teacher salary*	\$46,951	Down 1.0%	\$47,826	\$46,773
Classes not taught by highly qualified teachers	0.0%	No Change	0.0%	0.0%
Professional development days/teacher	16.3 days	Down from 19.8 days	10.8 days	10.5 days
School				
Principal's years at school	11.0	Up from 10.0	5.0	4.0
Student-teacher ratio in core subjects	20.2 to 1	Up from 19.4 to 1	20.7 to 1	19.9 to 1
Prime instructional time	91.7%	Down from 91.9%	90.4%	90.4%
Opportunities in the arts	Good	No Change	Good	Good
SACS accreditation	Yes	No Change	Yes	Yes
Parents attending conferences	100.0%	No Change	100.0%	100.0%
Character development program	Excellent	No Change	Excellent	Excellent
Dollars spent per pupil**	\$7,607	Down 11.2%	\$6,913	\$7,447
Percent of expenditures for instruction**	65.0%	Up from 60.6%	68.8%	68.4%
Percent of expenditures for teacher salaries**	63.6%	Up from 59.3%	66.0%	65.8%
% of AYP objectives met	100.0%	No Change	95.2%	90.5%

* Length of contract = 185+ days.

** Prior year audited financial data available.

EVALUATION RESULTS

	Teachers	Students*	Parents*
Number of surveys returned	30	63	46
Percent satisfied with learning environment	86.2%	98.4%	95.7%
Percent satisfied with social and physical environment	96.7%	91.9%	95.6%
Percent satisfied with school-home relations	90.0%	98.4%	89.1%

*Only students at the highest elementary school grade level at this school and their parents were included.

REPORT OF PRINCIPAL AND SCHOOL IMPROVEMENT COUNCIL

Dear Parents:

During the 2010-11 school year, O.P. Earle students performed well academically, participated in services to the community, and demonstrated their interest and ability in the arts. Our school received numerous grants from a variety of organizations. Our students and staff participated in fundraising for Relay for Life and the McCarthy Tezler School. Our students performed well academically and our school was named a Palmetto Gold Award recipient and a Silver Closing the Gap recipient. Our school met AYP as indicated on the 09-10 report card.

The arts is a significant educational component at our school and is considered to be an integral aspect of our students' school life. O.P. Earle students' art work was recognized at the district, state and national level. Our music program includes an Honors Chorus, recorder and dulcimer performing groups. Students gifted in art participated in Studio art classes and student artwork is displayed throughout the school and in the community. We continued to offer a number of successful co-curricular programs for our students including Foothills Running Club, Tattle Tales (a storytelling club), and Click Club (a student technology group). Our school implements a Project Fit America grant, was named a US Healthier Bronze Award School, and the school's PE teacher was named a National PFA Star Teacher of the Year and was named District Teacher of the Year. Many art programs were supported by the Polk County Community Foundation, Tryon Fine Arts Center, Tryon Arts and Crafts, the local public library and the Laurel Lake Music Society.

We had overwhelming parent participation in our annual Family Breakfast, Thanksgiving Dinner, 5th grade Celebration, kindergarten graduation and the School Picnic. Student-Led Conferences continue to be a vital part of our parent communication program. Our school's PTO has been an active group raising thousands of dollars to support student activities and instruction. Our school boasts more than 200 adult volunteers. Parent workshops were offered for parents of rising 1st graders and rising K5 students. Parents also participated in "Souper Family Literacy Night", "Donuts for Dads", "Muffins for Mom" and "Goodies for Grandparents" reading incentive programs.

Teachers participated in a variety of staff development opportunities including book study groups and a variety of staff development that included literacy training, math workshops and technology workshops. Teachers received grants and were presenters at local, state and national professional conferences. Our school has participated in the MSU's math/science instructional coaching initiative for eight years. This year, we had a literacy coach that provided intensive staff development for all teachers.

The O.P. Earle faculty is committed to offering the best educational opportunities, a safe learning environment, and a warm, family atmosphere for our students.

Nita H. High, Principal
Kay Jackson, School Improvement Council

Comprehensive detail, including definitions of ratings, performance criteria, and explanations of status, is available on www.ed.sc.gov and www.eoc.sc.gov as well as school and school district websites.

Printed versions are available from school districts upon request.

Abbreviations Key

N/A Not Applicable N/AV Not Available N/C Not Collected N/R Not Reported I/S Insufficient Sample TBD To be determined

NI Newly Identified CSI Continuing School Improvement CA Corrective Action RP Plan to Restructure R Restructure DELAY School Improvement Status HOLD School Improvement Status