



SC Annual School Report Card Summary

HOLLYWOOD ELEMENTARY
Saluda

Grades: PK-5

Enrollment: 377

Principal: Tammie Shore

Superintendent: Dr. David M. Mathis

Board Chair: Dr. Kathy Coleman

PERFORMANCE

Comprehensive detail, including definitions of ratings, performance criteria, and explanations of status, is available on www.ed.sc.gov and www.eoc.sc.gov as well as school and school district websites. Printed versions are available from school districts upon request.

YEAR	ABSOLUTE RATING	GROWTH RATING	PALMETTO GOLD AND SILVER AWARD		AYP STATUS	NCLB IMPROVEMENT STATUS
			General Performance	Closing the Gap		
2011	Good	Average	TBD	TBD	Met	N/A
2010	Average	Average	N/A	N/A	Met	N/A
2009	Average	Average	N/A	N/A	Met	N/A

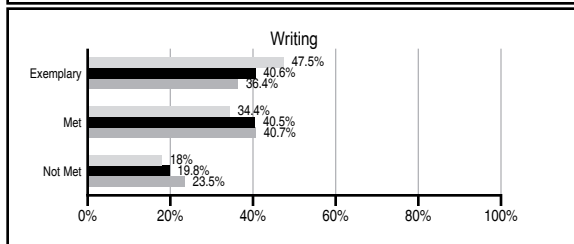
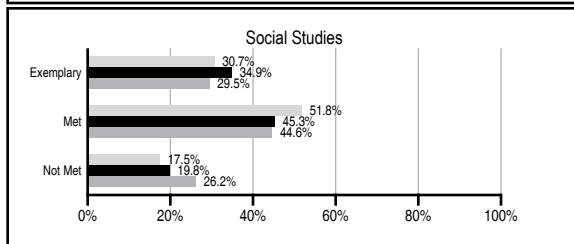
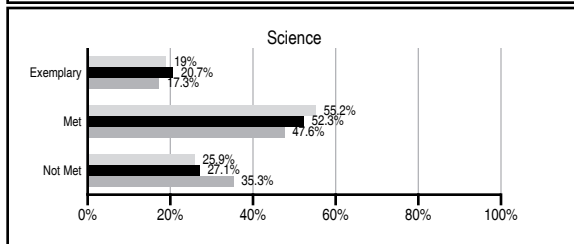
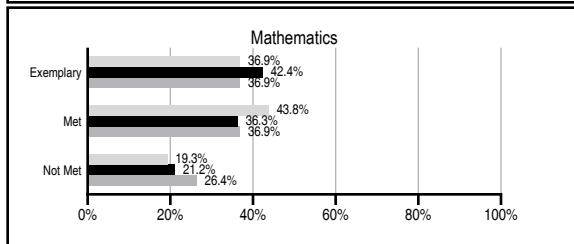
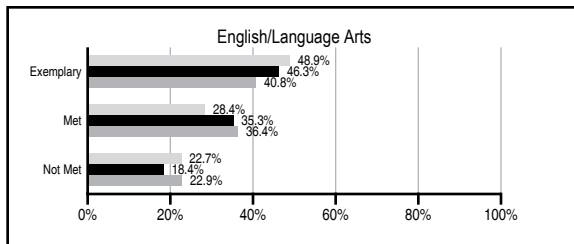
ABSOLUTE RATINGS OF ELEMENTARY SCHOOLS WITH STUDENTS LIKE OURS*

EXCELLENT	GOOD	AVERAGE	BELOW AVERAGE	AT-RISK
29	38	28	0	0

* Ratings are calculated with data available by 11/09/2011. Schools with Students Like Ours are Elementary Schools with Poverty Indices of no more than 5% above or below the index for this school.


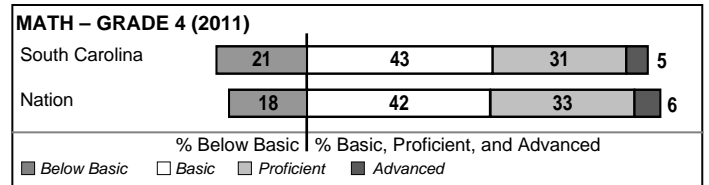
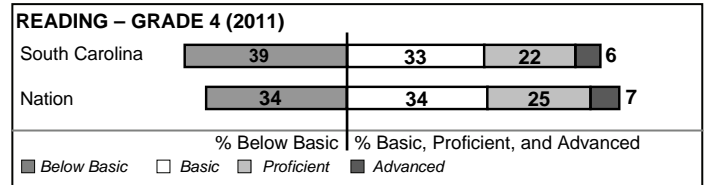
PASS PERFORMANCE

Our School
 Elementary Schools with Students Like Ours
 Elementary schools statewide



NAEP PERFORMANCE*

* Performance reported for SC and nation, data not available at school level. Percentages at NAEP Achievement Levels.



SC PERFORMANCE VISION

By 2020 all students will graduate with the knowledge and skills necessary to compete successfully in the global economy, participate in a democratic society and contribute positively as members of families and communities.

Abbreviations Key

N/A Not Applicable N/AV Not Available N/C Not Collected N/R Not Reported I/S Insufficient Sample TBD To be determined

NI Newly Identified CSI Continuing School Improvement CA Corrective Action RP Plan to Restructure R Restructure DELAY School Improvement Status HOLD School Improvement Status

HOLLYWOOD ELEMENTARY [Saluda]

SCHOOL PROFILE

	Our School	Change from Last Year	Elementary Schools with Students Like Ours	Median Elementary School
Students (n=377)				
Retention rate	3.7%	Up from 2.2%	1.1%	1.1%
Attendance rate	96.6%	Up from 95.9%	96.2%	96.2%
Served by gifted and talented program	12.4%	Up from 11.3%	17.5%	13.4%
With disabilities other than speech	4.0%	Down from 6.6%	4.3%	4.1%
Older than usual for grade	0.5%	Up from 0.3%	0.2%	0.3%
Out-of-school suspensions or expulsions for violent and/or criminal offenses	0.0%	No Change	0.0%	0.0%
Teachers (n=25)				
Teachers with advanced degrees	56.0%	Up from 53.8%	62.9%	62.5%
Continuing contract teachers	96.0%	Up from 76.9%	90.3%	88.2%
Teachers returning from previous year	85.5%	Up from 82.5%	89.4%	87.8%
Teacher attendance rate	95.2%	Up from 93.9%	95.4%	95.2%
Average teacher salary*	\$43,316	Up 2.5%	\$47,826	\$46,773
Classes not taught by highly qualified teachers	0.0%	No Change	0.0%	0.0%
Professional development days/teacher	12.5 days	Up from 9.7 days	10.8 days	10.5 days
School				
Principal's years at school	9.0	Up from 8.0	5.0	4.0
Student-teacher ratio in core subjects	18.6 to 1	Up from 17.6 to 1	20.7 to 1	19.9 to 1
Prime instructional time	90.6%	Up from 87.0%	90.4%	90.4%
Opportunities in the arts	Good	No Change	Good	Good
SACS accreditation	No	Down from Yes	Yes	Yes
Parents attending conferences	100.0%	No Change	100.0%	100.0%
Character development program	Excellent	No Change	Excellent	Excellent
Dollars spent per pupil**	\$6,931	Down 2.9%	\$6,900	\$7,447
Percent of expenditures for instruction**	62.0%	Down from 62.9%	68.8%	68.4%
Percent of expenditures for teacher salaries**	60.6%	Up from 59.0%	66.1%	65.8%
% of AYP objectives met	100.0%	No Change	95.2%	90.5%

* Length of contract = 185+ days.

** Prior year audited financial data available.

EVALUATION RESULTS

	Teachers	Students*	Parents*
Number of surveys returned	25	60	43
Percent satisfied with learning environment	92.0%	80.0%	87.8%
Percent satisfied with social and physical environment	88.0%	81.7%	95.1%
Percent satisfied with school-home relations	88.0%	88.3%	80.5%

*Only students at the highest elementary school grade level at this school and their parents were included.

Comprehensive detail, including definitions of ratings, performance criteria, and explanations of status, is available on www.ed.sc.gov and www.eoc.sc.gov as well as school and school district websites.

Printed versions are available from school districts upon request.

REPORT OF PRINCIPAL AND SCHOOL IMPROVEMENT COUNCIL

When you enter the main doors at our school one of the first things you see is "Hollywood Elementary School, where staff and students excel and parents and community care". This has certainly been true during the 2010 –2011 school year.

Our staff of highly qualified teachers works diligently to provide excellent instruction in each and every classroom. All grade levels implement the Balanced Literacy program, Write from the Beginning, and Math Inquiry to instruct all types of learners. Thinking maps and interactive notebooks are part of our students' daily lessons. High quality, standards- driven assessments were created and their results analyzed. This analysis provided valuable information which the teacher used to modify and strengthen classroom instruction. MAP (Measures of Academic Progress) and PASS (Palmetto Assessment of State Standards) scores continue to improve due to the combined efforts of our PLCs (professional learning communities). Our ESOL program provides daily immersion for all kindergarteners and every student in our school benefited from the 21st Century Technology Teacher in our state of the art computer lab. Three of our teachers are National Board Certified and seven more have completed the process and await the results.

Our students excel in part due to the implementation of PBIS (Positive Behavior Interventions and Support). If you hear "Hollywood ROCKS", we mean it!! Respect, Organization, Cooperation, Knowledge and Safety are paramount in the ongoing day to day running of our school. Students strive to meet the goals of this incentive based initiative and reap the reward when they do. Our students also reach for goals in other areas as well. The National Elementary Honor Society and Math Olympiads are well represented at HES. All grade levels have the opportunity to participate in the "Rockin' Reader" program, Accelerated Reader, our recycling initiative, the Veterans Day Celebration, Christmas Around the World and several presentations by SCDNR and Snakes Alive. Our Science Showcase was a hit with students and parents alike.

Proof that parents and community care can be found in numerous ways here at HES. Our PACE (Parents Association Concerned about Education) organization placed agenda books in the hands of every student on the first day of school. New playground equipment was purchased and installed and educational field trips enjoyed by all due to their generosity. A spring dance was sponsored for the entertainment of all students. During the 500 volunteer hours that were spent at Hollywood, students were tutored in math and reading and our campus was beautified with the addition of plants and shrubs. The community around us helped fulfill our goals with donations to Relay for Life and Jump Rope for Heart totaling over \$7,500.00. "Operation Christmas Child" and "Happy Wheels" organizations benefited from the generous giving of the Hollywood family. We were also happy to help support the Ronald McDonald House with can tabs brought in daily by our students.

Staff, students, parents and community all working together make Hollywood a special place. We appreciate the efforts of all those involved in putting children first. As we strive to continue our commitment to excellence we look forward to partnering with you and sharing in the success that will surely come.

Tammie Shore, Principal
Kelly Morris, SIC Chair

Abbreviations Key

N/A Not Applicable N/AV Not Available N/C Not Collected N/R Not Reported I/S Insufficient Sample TBD To be determined

NI Newly Identified CSI Continuing School Improvement CA Corrective Action RP Plan to Restructure R Restructure DELAY School Improvement Status HOLD School Improvement Status