



# SC Annual School Report Card Summary

**LANGFORD ELEMENTARY**  
**Richland 2**  
**Grades: PK-5** Enrollment: 431  
**Principal: Dr. Felix Figueroa**  
**Superintendent: Katie Brochu, Ed.D.**  
**Board Chair: Stephanie Burgess, Ph.D.**

## PERFORMANCE

Comprehensive detail, including definitions of ratings, performance criteria, and explanations of status, is available on [www.ed.sc.gov](http://www.ed.sc.gov) and [www.eoc.sc.gov](http://www.eoc.sc.gov) as well as school and school district websites. Printed versions are available from school districts upon request.

YEAR	ABSOLUTE RATING	GROWTH RATING	PALMETTO GOLD AND SILVER AWARD		AYP STATUS	NCLB IMPROVEMENT STATUS
			General Performance	Closing the Gap		
2011	Excellent	Good	TBD	TBD	Met	N/A
2010	N/A	N/A	N/A	N/A	N/A	N/A
2009	N/A	N/A	N/A	N/A	N/A	N/A

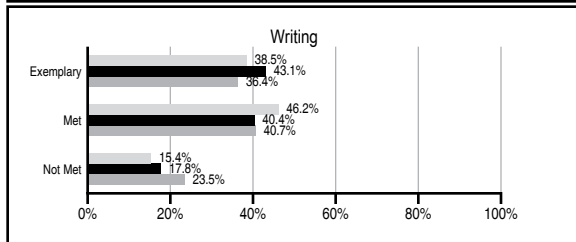
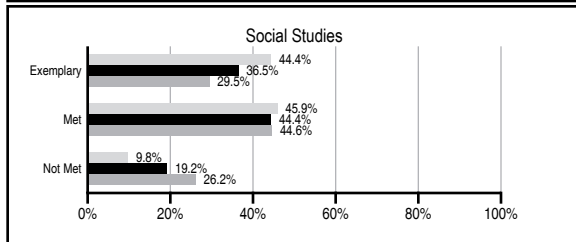
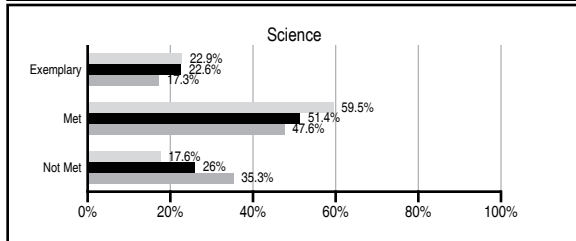
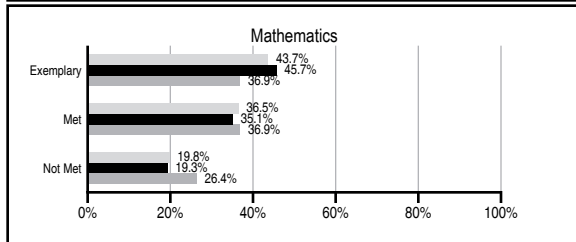
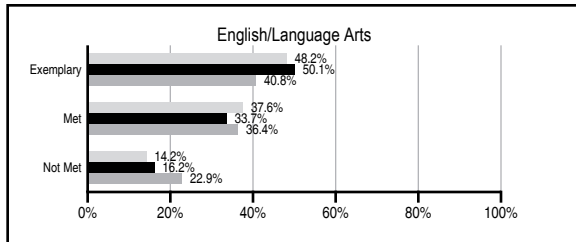
## ABSOLUTE RATINGS OF ELEMENTARY SCHOOLS WITH STUDENTS LIKE OURS\*

EXCELLENT	GOOD	AVERAGE	BELOW AVERAGE	AT-RISK
29	31	8	1	0

\* Ratings are calculated with data available by 11/09/2011. Schools with Students Like Ours are Elementary Schools with Poverty Indices of no more than 5% above or below the index for this school.

## PASS PERFORMANCE

Our School
  Elementary Schools with Students Like Ours
  Elementary schools statewide



## NAEP PERFORMANCE\*

\* Performance reported for SC and nation, data not available at school level. Percentages at NAEP Achievement Levels.



## SC PERFORMANCE VISION

*By 2020 all students will graduate with the knowledge and skills necessary to compete successfully in the global economy, participate in a democratic society and contribute positively as members of families and communities.*

### Abbreviations Key

N/A Not Applicable N/AV Not Available N/C Not Collected N/R Not Reported I/S Insufficient Sample TBD To be determined

NI Newly Identified CSI Continuing School Improvement CA Corrective Action RP Plan to Restructure R Restructure DELAY School Improvement Status HOLD School Improvement Status

# LANGFORD ELEMENTARY [Richland 2]

## SCHOOL PROFILE

## REPORT OF PRINCIPAL AND SCHOOL IMPROVEMENT COUNCIL

	Our School	Change from Last Year	Elementary Schools with Students Like Ours	Median Elementary School
<b>Students (n=431)</b>				
Retention rate	0.0%	N/A	0.8%	1.1%
Attendance rate	96.9%	N/A	96.3%	96.2%
Served by gifted and talented program	13.3%	N/A	20.1%	13.4%
With disabilities other than speech	6.0%	N/A	3.2%	4.1%
Older than usual for grade	0.0%	N/A	0.2%	0.3%
Out-of-school suspensions or expulsions for violent and/or criminal offenses	0.0%	N/R	0.0%	0.0%
<b>Teachers (n=30)</b>				
Teachers with advanced degrees	80.0%	N/A	65.4%	62.5%
Continuing contract teachers	66.7%	N/A	90.0%	88.2%
Teachers returning from previous year	N/A	N/A	90.0%	87.8%
Teacher attendance rate	94.0%	N/R	95.0%	95.2%
Average teacher salary*	\$45,935	I/S	\$48,092	\$46,773
Classes not taught by highly qualified teachers	7.6%	N/A	0.0%	0.0%
Professional development days/teacher	10.3 days	N/R	10.9 days	10.5 days
<b>School</b>				
Principal's years at school	1.0	N/R	4.0	4.0
Student-teacher ratio in core subjects	18.1 to 1	N/R	20.8 to 1	19.9 to 1
Prime instructional time	90.6%	N/R	90.3%	90.4%
Opportunities in the arts	Good	N/R	Good	Good
SACS accreditation	Yes	N/R	Yes	Yes
Parents attending conferences	100.0%	N/R	100.0%	100.0%
Character development program	Excellent	N/R	Excellent	Excellent
Dollars spent per pupil**	N/A	N/A	\$6,878	\$7,447
Percent of expenditures for instruction**	N/A	N/A	69.4%	68.4%
Percent of expenditures for teacher salaries**	N/A	N/A	67.0%	65.8%
% of AYP objectives met	100.0%		94.1%	90.5%

\* Length of contract = 185+ days.

\*\* Prior year audited financial data available.

## EVALUATION RESULTS

	Teachers	Students*	Parents*
Number of surveys returned	25	65	47
Percent satisfied with learning environment	92.0%	92.3%	86.7%
Percent satisfied with social and physical environment	96.0%	90.8%	80.4%
Percent satisfied with school-home relations	96.0%	89.1%	77.8%

\*Only students at the highest elementary school grade level at this school and their parents were included.

Comprehensive detail, including definitions of ratings, performance criteria, and explanations of status, is available on [www.ed.sc.gov](http://www.ed.sc.gov) and [www.eoc.sc.gov](http://www.eoc.sc.gov) as well as school and school district websites.

Printed versions are available from school districts upon request.

### Abbreviations Key

N/A Not Applicable N/AV Not Available N/C Not Collected N/R Not Reported I/S Insufficient Sample TBD To be determined  
 NI Newly Identified CSI Continuing School Improvement CA Corrective Action RP Plan to Restructure R Restructure DELAY School Improvement Status HOLD School Improvement Status