



SC Annual School Report Card Summary

POLO ROAD ELEMENTARY
Richland 2
Grades: PK-5 Enrollment: 773
Principal: Marshalynn Franklin
Superintendent: Katie Brochu, Ed.D.
Board Chair: Stephanie Burgess, Ph.D.

PERFORMANCE

Comprehensive detail, including definitions of ratings, performance criteria, and explanations of status, is available on www.ed.sc.gov and www.eoc.sc.gov as well as school and school district websites. Printed versions are available from school districts upon request.

YEAR	ABSOLUTE RATING	GROWTH RATING	PALMETTO GOLD AND SILVER AWARD		AYP STATUS	NCLB IMPROVEMENT STATUS
			General Performance	Closing the Gap		
2011	Average	Average	TBD	TBD	Not Met	N/A
2010	Average	Good	Silver	Silver	Not Met	N/A
2009	Average	Good	Silver	Silver	Met	N/A

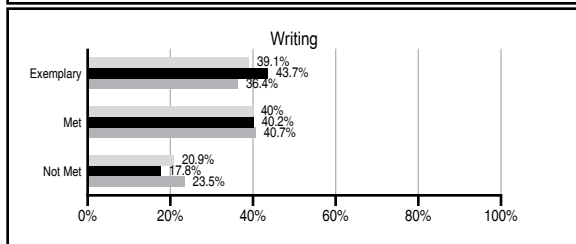
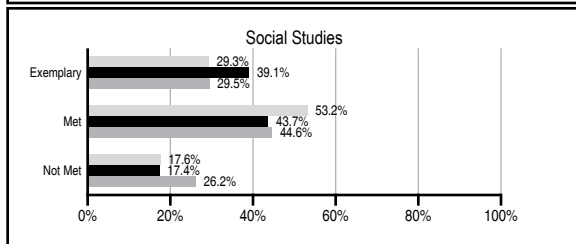
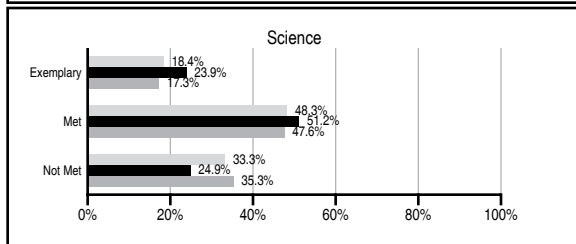
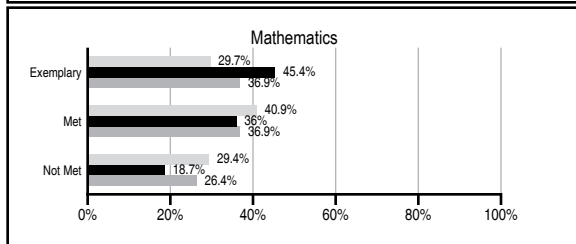
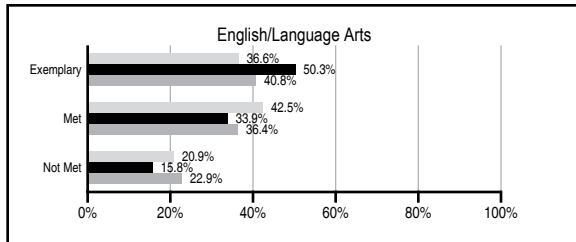
ABSOLUTE RATINGS OF ELEMENTARY SCHOOLS WITH STUDENTS LIKE OURS*

EXCELLENT	GOOD	AVERAGE	BELOW AVERAGE	AT-RISK
29	30	4	1	0

* Ratings are calculated with data available by 11/09/2011. Schools with Students Like Ours are Elementary Schools with Poverty Indices of no more than 5% above or below the index for this school.

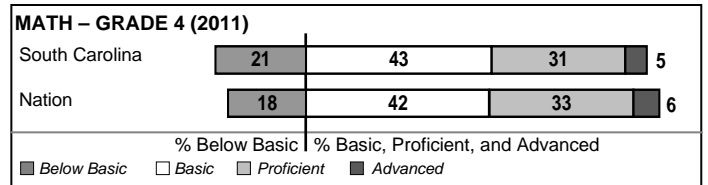
PASS PERFORMANCE

Our School
 Elementary Schools with Students Like Ours
 Elementary schools statewide



NAEP PERFORMANCE*

* Performance reported for SC and nation, data not available at school level. Percentages at NAEP Achievement Levels.



SC PERFORMANCE VISION

By 2020 all students will graduate with the knowledge and skills necessary to compete successfully in the global economy, participate in a democratic society and contribute positively as members of families and communities.

Abbreviations Key

N/A Not Applicable N/AV Not Available N/C Not Collected N/R Not Reported I/S Insufficient Sample TBD To be determined

NI Newly Identified CSI Continuing School Improvement CA Corrective Action RP Plan to Restructure R Restructure DELAY School Improvement Status HOLD School Improvement Status

POLO ROAD ELEMENTARY [Richland 2]

SCHOOL PROFILE

	Our School	Change from Last Year	Elementary Schools with Students Like Ours	Median Elementary School
Students (n=773)				
Retention rate	0.7%	No Change	0.8%	1.1%
Attendance rate	96.8%	Up from 96.4%	96.4%	96.2%
Served by gifted and talented program	10.4%	Down from 11.1%	20.2%	13.4%
With disabilities other than speech	3.7%	Down from 10.3%	3.7%	4.1%
Older than usual for grade	0.1%	Down from 0.2%	0.2%	0.3%
Out-of-school suspensions or expulsions for violent and/or criminal offenses	0.1%	Up from 0.0%	0.0%	0.0%
Teachers (n=53)				
Teachers with advanced degrees	73.6%	Up from 69.1%	63.9%	62.5%
Continuing contract teachers	73.6%	Up from 72.7%	90.6%	88.2%
Teachers returning from previous year	86.5%	Down from 88.0%	89.4%	87.8%
Teacher attendance rate	93.9%	Down from 95.0%	95.2%	95.2%
Average teacher salary*	\$49,369	Up 2.8%	\$48,426	\$46,773
Classes not taught by highly qualified teachers	2.9%	Up from 0.0%	0.0%	0.0%
Professional development days/teacher	17.8 days	Up from 17.4 days	9.4 days	10.5 days
School				
Principal's years at school	10.0	Up from 9.0	5.0	4.0
Student-teacher ratio in core subjects	20.9 to 1	Up from 19.7 to 1	20.5 to 1	19.9 to 1
Prime instructional time	90.3%	Down from 90.7%	91.0%	90.4%
Opportunities in the arts	Good	No Change	Good	Good
SACS accreditation	Yes	No Change	Yes	Yes
Parents attending conferences	100.0%	No Change	100.0%	100.0%
Character development program	Excellent	No Change	Excellent	Excellent
Dollars spent per pupil**	\$8,188	Down 1.2%	\$6,878	\$7,447
Percent of expenditures for instruction**	73.6%	Up from 70.2%	69.9%	68.4%
Percent of expenditures for teacher salaries**	72.7%	Up from 68.2%	68.9%	65.8%
% of AYP objectives met	92.6%	Up from 92.0%	94.1%	90.5%

* Length of contract = 185+ days.

** Prior year audited financial data available.

EVALUATION RESULTS

	Teachers	Students*	Parents*
Number of surveys returned	49	115	45
Percent satisfied with learning environment	100.0%	85.1%	86.0%
Percent satisfied with social and physical environment	100.0%	89.5%	90.9%
Percent satisfied with school-home relations	93.9%	93.9%	88.4%

*Only students at the highest elementary school grade level at this school and their parents were included.

REPORT OF PRINCIPAL AND SCHOOL IMPROVEMENT COUNCIL

In its fifth year, Polo Road is a twenty-first century school where children are "Learning Today to Change Tomorrow". Our logo, a child standing on top of the world while looking through a spyglass, depicts the dreams, goals and endless exploration opportunities for our students. This year Polo Road was once again the recipient of two Palmetto Silver Awards – one for overall performance and the other for closing the achievement gap.

At Polo Road, challenging, exciting and innovative learning experiences occur in every classroom everyday. Our school is equipped with state-of-the-art technological equipment which is used to engage students in their learning. Most recently, we implemented one-to-one computing with our third grade students and look forward to expanding to fourth grade in 2011-2012. QuEST – a gifted and talented program which exceeds the requirements and academic rigor specified by the state – continues for identified students in fourth and fifth grade.

In realizing that learning extends beyond the classroom, our students participated in a number of service learning projects, including Winter Days and Pennies for Patients. Students also demonstrated their commitment to healthy living by participating in our school's annual Pathfinder Fitness Challenge.

Parents and community members have volunteered thousands of hours both on campus and remotely from home. We can always count on our parents and community partners for their support, and it makes all the difference in the world!

The faculty and staff of Polo Road are exemplary! They are highly qualified, dedicated, innovative and caring professionals. Our entire faculty is trained in body-brain compatible learning, and has seen the results of this research-based instructional model. Teachers have also received professional training in differentiated instruction and diversity. In addition, teachers participate in ongoing professional development in subject-specific areas. Twelve teachers currently hold National Board Certification, and three are awaiting results. Additionally, we completed the second year of KAIT – a grant funded by Louisiana State University to provide training and programming on Autism Spectrum Disorders.

Polo Road's successes are a result of the participation and involvement of motivated students, parents, staff and community members. As a school community, we explore opportunities for our students to become empowered to make a difference.

Jane Fancher, Principal
Mary Jackson, SIC Chair

Comprehensive detail, including definitions of ratings, performance criteria, and explanations of status, is available on www.ed.sc.gov and www.eoc.sc.gov as well as school and school district websites.

Printed versions are available from school districts upon request.

Abbreviations Key

N/A Not Applicable N/AV Not Available N/C Not Collected N/R Not Reported I/S Insufficient Sample TBD To be determined

NI Newly Identified CSI Continuing School Improvement CA Corrective Action RP Plan to Restructure R Restructure DELAY School Improvement Status HOLD School Improvement Status