



SC Annual School Report Card Summary

KELLY MILL MIDDLE
Richland 2
Grades: 2-8 Enrollment: 1,137
Principal: Dr. Michael G. Lemrow
Superintendent: Katie Brochu, Ed.D.
Board Chair: Stephanie Burgess, Ph.D.

PERFORMANCE

Comprehensive detail, including definitions of ratings, performance criteria, and explanations of status, is available on www.ed.sc.gov and www.eoc.sc.gov as well as school and school district websites. Printed versions are available from school districts upon request.

| YEAR | ABSOLUTE RATING | GROWTH RATING | PALMETTO GOLD AND SILVER AWARD | | AYP STATUS | NCLB IMPROVEMENT STATUS |
|------|-----------------|---------------|--------------------------------|-----------------|------------|-------------------------|
| | | | General Performance | Closing the Gap | | |
| 2011 | Below Average | Average | TBD | TBD | Not Met | N/A |
| 2010 | Below Average | Average | Silver | N/A | Not Met | N/A |
| 2009 | Average | Below Average | N/A | N/A | Not Met | N/A |

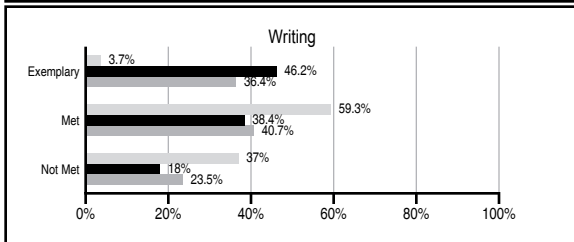
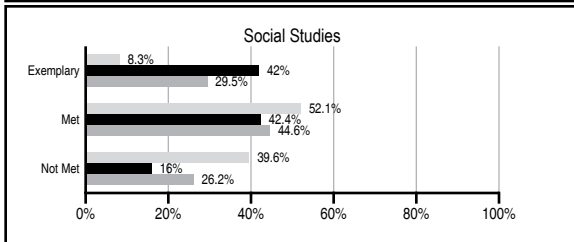
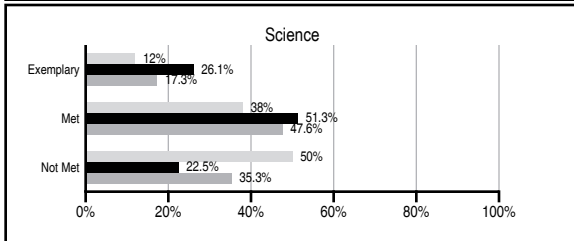
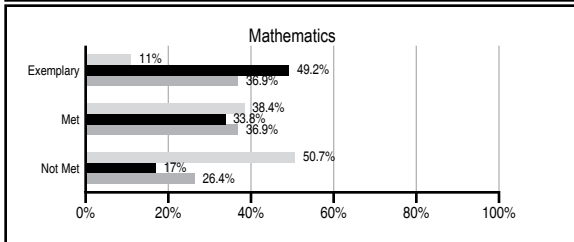
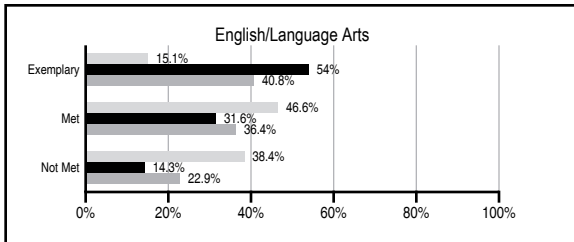
ABSOLUTE RATINGS OF ELEMENTARY SCHOOLS WITH STUDENTS LIKE OURS*

| EXCELLENT | GOOD | AVERAGE | BELOW AVERAGE | AT-RISK |
|-----------|------|---------|---------------|---------|
| 29 | 14 | 1 | 2 | 0 |

* Ratings are calculated with data available by 11/09/2011. Schools with Students Like Ours are Elementary Schools with Poverty Indices of no more than 5% above or below the index for this school.

PASS PERFORMANCE

Our School
 Elementary Schools with Students Like Ours
 Elementary schools statewide



NAEP PERFORMANCE*

* Performance reported for SC and nation, data not available at school level. Percentages at NAEP Achievement Levels.



SC PERFORMANCE VISION

By 2020 all students will graduate with the knowledge and skills necessary to compete successfully in the global economy, participate in a democratic society and contribute positively as members of families and communities.

Abbreviations Key

N/A Not Applicable N/AV Not Available N/C Not Collected N/R Not Reported I/S Insufficient Sample TBD To be determined

NI Newly Identified CSI Continuing School Improvement CA Corrective Action RP Plan to Restructure R Restructure DELAY School Improvement Status HOLD School Improvement Status

KELLY MILL MIDDLE [Richland 2]

SCHOOL PROFILE

| | Our School | Change from Last Year | Elementary Schools with Students Like Ours | Median Elementary School |
|--|------------|-----------------------|--|--------------------------|
| Students (n=1,137) | | | | |
| Retention rate | 0.3% | Down from 0.8% | 0.8% | 1.1% |
| Attendance rate | 98.5% | Down from 99.9% | 96.6% | 96.2% |
| Served by gifted and talented program | 15.5% | Up from 6.9% | 21.8% | 13.4% |
| With disabilities other than speech | 9.1% | Down from 11.7% | 4.6% | 4.1% |
| Older than usual for grade | 0.7% | Down from 0.8% | 0.2% | 0.3% |
| Out-of-school suspensions or expulsions for violent and/or criminal offenses | 0.2% | Down from 0.5% | 0.0% | 0.0% |
| Teachers (n=76) | | | | |
| Teachers with advanced degrees | 63.2% | Up from 56.8% | 63.4% | 62.5% |
| Continuing contract teachers | 71.1% | Up from 60.5% | 89.5% | 88.2% |
| Teachers returning from previous year | 81.6% | Up from 80.3% | 87.9% | 87.8% |
| Teacher attendance rate | 93.9% | Down from 95.4% | 95.4% | 95.2% |
| Average teacher salary* | \$47,737 | Up 0.1% | \$48,243 | \$46,773 |
| Classes not taught by highly qualified teachers | 3.3% | Down from 10.0% | 0.0% | 0.0% |
| Professional development days/teacher | 6.8 days | Up from 6.5 days | 9.8 days | 10.5 days |
| School | | | | |
| Principal's years at school | 7.0 | Up from 6.0 | 4.0 | 4.0 |
| Student-teacher ratio in core subjects | 28.2 to 1 | Up from 21.1 to 1 | 20.9 to 1 | 19.9 to 1 |
| Prime instructional time | 91.8% | Down from 94.3% | 91.3% | 90.4% |
| Opportunities in the arts | Good | No Change | Good | Good |
| SACS accreditation | Yes | No Change | Yes | Yes |
| Parents attending conferences | 40.9% | Down from 43.3% | 100.0% | 100.0% |
| Character development program | Average | Down from Good | Excellent | Excellent |
| Dollars spent per pupil** | \$7,872 | Up 1.9% | \$7,112 | \$7,447 |
| Percent of expenditures for instruction** | 72.9% | Up from 71.4% | 68.8% | 68.4% |
| Percent of expenditures for teacher salaries** | 70.0% | Up from 65.6% | 67.6% | 65.8% |
| % of AYP objectives met | 76.2% | Down from 95.7% | 95.2% | 90.5% |

* Length of contract = 185+ days.

** Prior year audited financial data available.

EVALUATION RESULTS

| | Teachers | Students* | Parents* |
|--|----------|-----------|----------|
| Number of surveys returned | N/A | N/A | N/A |
| Percent satisfied with learning environment | N/A | N/A | N/A |
| Percent satisfied with social and physical environment | N/A | N/A | N/A |
| Percent satisfied with school-home relations | N/A | N/A | N/A |

*Only students at the highest elementary school grade level at this school and their parents were included.

REPORT OF PRINCIPAL AND SCHOOL IMPROVEMENT COUNCIL

Kelly Mill Middle School, a Palmetto's Finest finalist, Red Carpet School, a National AVID Demonstration Site, and an Exemplary Writing school, has embraced the community and forged a bond based on commitment, interest, belief, and support. We are a school that uses current brain research to guide our teaching practice, our climate, our culture, and engage our students. We provide an honors' program in all four core content areas – language arts/reading, math, science, and social studies. Our co-curricular activities support the total development of the student. Music students earn superior ratings; our art students garner awards. Our AVID Program (Achievement via Individual Determination) is the only National Demonstration Site in our state.

Student achievement, as measured by MAP testing, has been outstanding. Over eighty percent of our students met or exceeded their MAP goals. Our students excelled in the Science Fair advancing to regional and state levels. Kelly Mill Middle School has been designated as a Champions of the Environment school. We offer a Middle Matters Program for parents and the Opportunity Club as an after-school program to advance students' learning. We were selected by Ignite Magazine for our exemplary technology. We received recognition for our World War II Remembrance Project. We established Kelly Mill INC., a business economics magnet program. Kelly Mill INC.: We Mean Business is a magnet school designed for the academically gifted student. It features an honors' curriculum, small classes, extended day once per month, and an extended year designated for meaningful field studies.

The Center for Achievement, located on the campus of Kelly Mill Middle School, was established August 2005. It is an elementary magnet school designed for students with learning differences. The center consists of grades 2nd through 5th. There are 16 students per class, with a highly qualified teacher and an instructional assistant in the classroom. The school uses the Schools Attuned Program to identify students' strengths and to provide strategies for their weaknesses. Their students have shown growth and success on the nationally normed test administered.

Comprehensive detail, including definitions of ratings, performance criteria, and explanations of status, is available on www.ed.sc.gov and www.eoc.sc.gov as well as school and school district websites.

Printed versions are available from school districts upon request.

Abbreviations Key

N/A Not Applicable N/AV Not Available N/C Not Collected N/R Not Reported I/S Insufficient Sample TBD To be determined
 NI Newly Identified CSI Continuing School Improvement CA Corrective Action RP Plan to Restructure R Restructure DELAY School Improvement Status HOLD School Improvement Status