



SC Annual School Report Card Summary

ROUND TOP ELEMENTARY
Richland 2
Grades: PK-5 Enrollment: 657
Principal: Jeaneen M. Tucker
Superintendent: Katie Brochu, Ed.D.
Board Chair: Stephanie Burgess, Ph.D.

PERFORMANCE

Comprehensive detail, including definitions of ratings, performance criteria, and explanations of status, is available on www.ed.sc.gov and www.eoc.sc.gov as well as school and school district websites. Printed versions are available from school districts upon request.

YEAR	ABSOLUTE RATING	GROWTH RATING	PALMETTO GOLD AND SILVER AWARD		AYP STATUS	NCLB IMPROVEMENT STATUS
			General Performance	Closing the Gap		
2011	Excellent	Excellent	TBD	TBD	Not Met	N/A
2010	Excellent	Excellent	Gold	N/A	Not Met	N/A
2009	Excellent	Excellent	Gold	Silver	Met	N/A

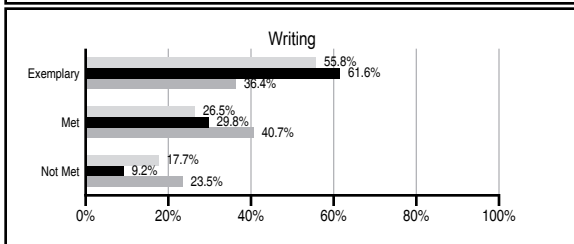
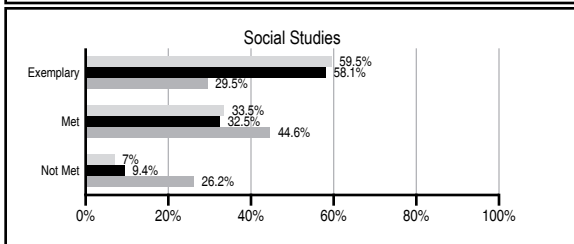
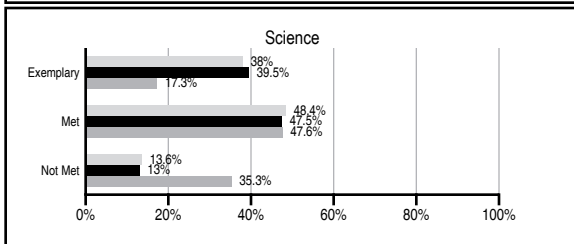
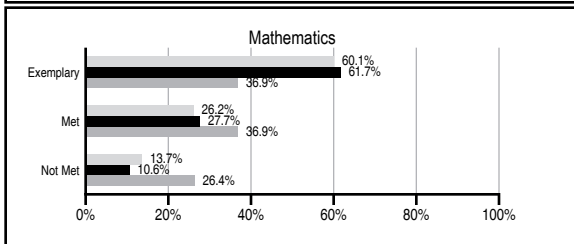
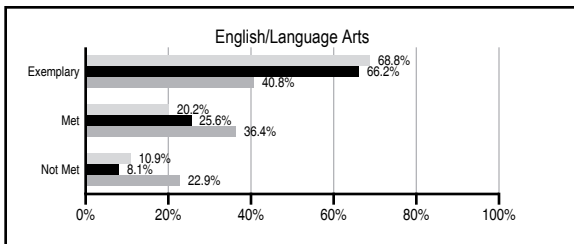
ABSOLUTE RATINGS OF ELEMENTARY SCHOOLS WITH STUDENTS LIKE OURS*

EXCELLENT	GOOD	AVERAGE	BELOW AVERAGE	AT-RISK
15	1	0	0	0

* Ratings are calculated with data available by 11/09/2011. Schools with Students Like Ours are Elementary Schools with Poverty Indices of no more than 5% above or below the index for this school.

PASS PERFORMANCE

Our School
 Elementary Schools with Students Like Ours
 Elementary schools statewide



NAEP PERFORMANCE*

* Performance reported for SC and nation, data not available at school level. Percentages at NAEP Achievement Levels.



SC PERFORMANCE VISION

By 2020 all students will graduate with the knowledge and skills necessary to compete successfully in the global economy, participate in a democratic society and contribute positively as members of families and communities.

Abbreviations Key

N/A Not Applicable N/AV Not Available N/C Not Collected N/R Not Reported I/S Insufficient Sample TBD To be determined

NI Newly Identified CSI Continuing School Improvement CA Corrective Action RP Plan to Restructure R Restructure DELAY School Improvement Status HOLD School Improvement Status

ROUND TOP ELEMENTARY [Richland 2]

SCHOOL PROFILE

	Our School	Change from Last Year	Elementary Schools with Students Like Ours	Median Elementary School
Students (n=657)				
Retention rate	0.3%	Down from 1.0%	0.5%	1.1%
Attendance rate	97.1%	Up from 96.8%	96.7%	96.2%
Served by gifted and talented program	29.7%	Up from 25.1%	34.1%	13.4%
With disabilities other than speech	3.5%	Down from 10.3%	2.6%	4.1%
Older than usual for grade	0.0%	No Change	0.2%	0.3%
Out-of-school suspensions or expulsions for violent and/or criminal offenses	0.0%	No Change	0.0%	0.0%
Teachers (n=45)				
Teachers with advanced degrees	73.3%	Up from 72.2%	65.0%	62.5%
Continuing contract teachers	86.7%	Up from 77.8%	88.3%	88.2%
Teachers returning from previous year	88.3%	Down from 88.9%	88.4%	87.8%
Teacher attendance rate	93.9%	Down from 95.9%	95.2%	95.2%
Average teacher salary*	\$52,991	Down 0.9%	\$49,093	\$46,773
Classes not taught by highly qualified teachers	0.0%	No Change	0.0%	0.0%
Professional development days/teacher	11.5 days	Up from 10.3 days	8.6 days	10.5 days
School				
Principal's years at school	8.0	Up from 7.0	4.5	4.0
Student-teacher ratio in core subjects	19.4 to 1	Down from 20.7 to 1	21.8 to 1	19.9 to 1
Prime instructional time	90.5%	Down from 92.0%	91.4%	90.4%
Opportunities in the arts	Excellent	Up from Good	Good	Good
SACS accreditation	Yes	No Change	Yes	Yes
Parents attending conferences	100.0%	No Change	99.7%	100.0%
Character development program	Excellent	No Change	Excellent	Excellent
Dollars spent per pupil**	\$7,200	Down 5.0%	\$6,605	\$7,447
Percent of expenditures for instruction**	76.1%	Up from 74.2%	68.2%	68.4%
Percent of expenditures for teacher salaries**	74.3%	Up from 71.1%	68.8%	65.8%
% of AYP objectives met	85.7%	Down from 95.2%	97.6%	90.5%

* Length of contract = 185+ days.

** Prior year audited financial data available.

EVALUATION RESULTS

	Teachers	Students*	Parents*
Number of surveys returned	35	107	75
Percent satisfied with learning environment	100.0%	95.2%	91.7%
Percent satisfied with social and physical environment	100.0%	91.6%	96.0%
Percent satisfied with school-home relations	100.0%	89.7%	94.7%

*Only students at the highest elementary school grade level at this school and their parents were included.

REPORT OF PRINCIPAL AND SCHOOL IMPROVEMENT COUNCIL

RTE is well known for our exemplary arts program. This year brought continued recognition as one of our 20 National Board Certified Teachers was selected as the South Carolina Art Educator of the Year! We continued to expand our arts curriculum integration through the introduction of Rhythm Nation in third grade. Our dance program delighted our community by performing Annie and Peter Pan: The Ballet, at a neighboring high school. Hundreds of students participate annually in the various offerings of our dedicated related arts teachers: Morning Fun Run, Chorus, Art Club, Brown Bags & Books, and Girls Reading the South (GRITS), to name just a few.

Through our focus on student writing skills we utilized our internal "Aviator Air Mail" to deliver over 8,000 letters! As an Exemplary Writing School (2009-2012) our teachers produced videos for the State Department of Education to assist other schools in meeting the criteria for this prestigious award.

To increase our student engagement in reading we implemented a unique schedule with our 5th grade students which provided leveled instruction in smaller classes 3x weekly. With the aid of our supportive PTO, we held our first school wide Read-A-Thon and raised over \$12,000 in just 30 days!

Our SIC focused on two important topics this year: homework issues and child safety. In partnership with Palmetto Richland Hospital Buckle Buddies program we disseminated life-saving information, car seat safety pledges, and car magnets. During our annual SIC sponsored Earth Day we had RCSD on hand to ensure that child safety seats are properly installed. Important data about homework concerns were gathered from teacher and parent surveys and our study of homework issues will continue in the Fall of '11.

As is our custom, RTE was involved in numerous service projects, with this year's focus on supporting our deployed military. We are especially proud of our partnership with five neighboring elementary schools as we collectively raised \$5000 for Rob's Best Friend, which provides service dogs to wounded soldiers.

In late April RTE was visited by teachers from throughout the nation as a host site for the Schools Exceeding Expectations conference. We truly enjoy showcasing all the wonderful teaching and learning that is evident at RTE each day. Please drop in and see for yourself!

Jeaneen M. Tucker, Ed.S., Principal
Martie Summerford, SIC Chairwoman

Comprehensive detail, including definitions of ratings, performance criteria, and explanations of status, is available on www.ed.sc.gov and www.eoc.sc.gov as well as school and school district websites.

Printed versions are available from school districts upon request.

Abbreviations Key

N/A Not Applicable N/AV Not Available N/C Not Collected N/R Not Reported I/S Insufficient Sample TBD To be determined
NI Newly Identified CSI Continuing School Improvement CA Corrective Action RP Plan to Restructure R Restructure DELAY School Improvement Status HOLD School Improvement Status