



SC Annual School Report Card Summary

LAKE CAROLINA ELEMENTARY
Richland 2
Grades: PK-5 Enrollment: 788
Principal: Dr. Andrea Berry
Superintendent: Katie Brochu, Ed.D.
Board Chair: Stephanie Burgess, Ph.D.

PERFORMANCE

Comprehensive detail, including definitions of ratings, performance criteria, and explanations of status, is available on www.ed.sc.gov and www.eoc.sc.gov as well as school and school district websites. Printed versions are available from school districts upon request.

YEAR	ABSOLUTE RATING	GROWTH RATING	PALMETTO GOLD AND SILVER AWARD		AYP STATUS	NCLB IMPROVEMENT STATUS
			General Performance	Closing the Gap		
2011	Excellent	Excellent	TBD	TBD	Met	N/A
2010	Excellent	Excellent	Gold	Gold	Met	N/A
2009	Excellent	Excellent	Gold	Gold	Met	N/A

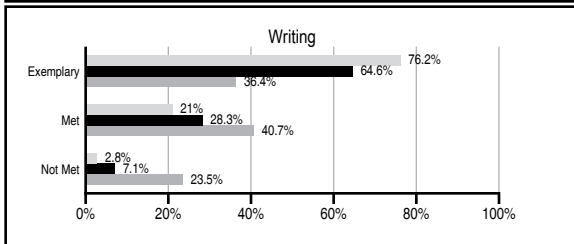
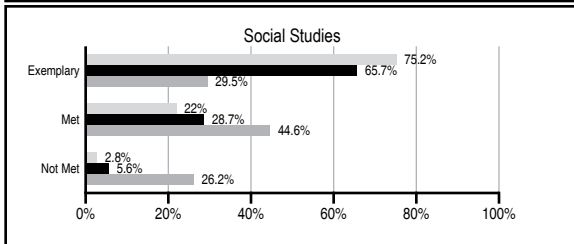
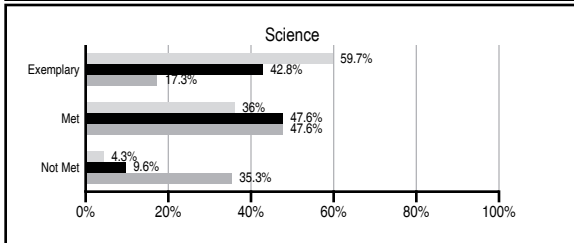
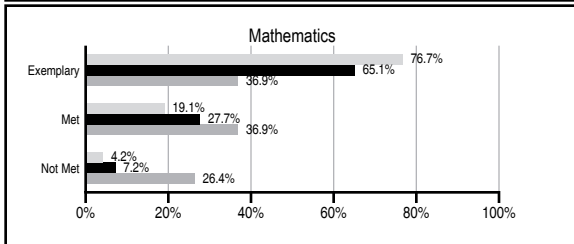
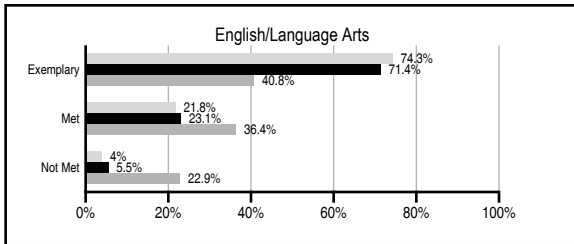
ABSOLUTE RATINGS OF ELEMENTARY SCHOOLS WITH STUDENTS LIKE OURS*

EXCELLENT	GOOD	AVERAGE	BELOW AVERAGE	AT-RISK
12	0	0	0	0

* Ratings are calculated with data available by 11/09/2011. Schools with Students Like Ours are Elementary Schools with Poverty Indices of no more than 5% above or below the index for this school.

PASS PERFORMANCE

Our School
 Elementary Schools with Students Like Ours
 Elementary schools statewide



NAEP PERFORMANCE*

* Performance reported for SC and nation, data not available at school level. Percentages at NAEP Achievement Levels.



SC PERFORMANCE VISION

By 2020 all students will graduate with the knowledge and skills necessary to compete successfully in the global economy, participate in a democratic society and contribute positively as members of families and communities.

Abbreviations Key

N/A Not Applicable N/AV Not Available N/C Not Collected N/R Not Reported I/S Insufficient Sample TBD To be determined

NI Newly Identified CSI Continuing School Improvement CA Corrective Action RP Plan to Restructure R Restructure DELAY School Improvement Status HOLD School Improvement Status

LAKE CAROLINA ELEMENTARY [Richland 2]

SCHOOL PROFILE

	Our School	Change from Last Year	Elementary Schools with Students Like Ours	Median Elementary School
Students (n=788)				
Retention rate	0.7%	Down from 1.2%	0.5%	1.1%
Attendance rate	97.5%	Up from 97.1%	96.9%	96.2%
Served by gifted and talented program	40.1%	Up from 31.2%	40.0%	13.4%
With disabilities other than speech	1.9%	Down from 4.6%	2.2%	4.1%
Older than usual for grade	0.0%	Down from 0.1%	0.0%	0.3%
Out-of-school suspensions or expulsions for violent and/or criminal offenses	0.0%	No Change	0.0%	0.0%
Teachers (n=53)				
Teachers with advanced degrees	62.3%	Down from 68.3%	67.0%	62.5%
Continuing contract teachers	84.9%	Down from 85.0%	88.6%	88.2%
Teachers returning from previous year	85.4%	Down from 88.3%	85.8%	87.8%
Teacher attendance rate	94.1%	Down from 95.2%	95.5%	95.2%
Average teacher salary*	\$51,846	Down 2.2%	\$48,584	\$46,773
Classes not taught by highly qualified teachers	0.0%	Down from 1.6%	0.0%	0.0%
Professional development days/teacher	17.5 days	Down from 18.2 days	10.9 days	10.5 days
School				
Principal's years at school	2.0	Down from 8.0	7.5	4.0
Student-teacher ratio in core subjects	20.4 to 1	Down from 22.2 to 1	21.5 to 1	19.9 to 1
Prime instructional time	91.1%	Down from 91.4%	91.4%	90.4%
Opportunities in the arts	Good	No Change	Good	Good
SACS accreditation	Yes	No Change	Yes	Yes
Parents attending conferences	97.3%	Down from 100.0%	100.0%	100.0%
Character development program	Excellent	No Change	Excellent	Excellent
Dollars spent per pupil**	\$6,987	Down 4.8%	\$6,894	\$7,447
Percent of expenditures for instruction**	72.8%	Up from 71.2%	71.4%	68.4%
Percent of expenditures for teacher salaries**	71.5%	Up from 68.6%	70.2%	65.8%
% of AYP objectives met	100.0%	No Change	100.0%	90.5%

* Length of contract = 185+ days.

** Prior year audited financial data available.

EVALUATION RESULTS

	Teachers	Students*	Parents*
Number of surveys returned	30	139	104
Percent satisfied with learning environment	100.0%	97.1%	97.0%
Percent satisfied with social and physical environment	100.0%	95.7%	97.1%
Percent satisfied with school-home relations	100.0%	95.7%	94.0%

*Only students at the highest elementary school grade level at this school and their parents were included.

Comprehensive detail, including definitions of ratings, performance criteria, and explanations of status, is available on www.ed.sc.gov and www.eoc.sc.gov as well as school and school district websites.

Printed versions are available from school districts upon request.

REPORT OF PRINCIPAL AND SCHOOL IMPROVEMENT COUNCIL

Our ninth year was a huge gator success! Lake Carolina was recognized for the eighth year for Closing The Achievement Gap for historically underperforming students. We earned an "Excellent, Excellent" Absolute Rating on the SC State Report Card and we achieved Adequate Yearly Progress in all of 17 of our 17 descriptors. Again our school earned the Palmetto Gold distinction which is the highest academic honor recognized by the State Department of Education.

Lake Carolina has 26 National Board Certified teachers. In addition, LCE's partnership with the University of South Carolina as a Professional Development School brought 13 interns and student teachers into our school during the course of the year. One hundred percent of our faculty and staff have been trained in brain compatibility and have implemented curriculum mapping and personal responsibility through collaboration. We celebrated our children's growth through honor roll recognitions and celebrations, Reading Counts celebrations, and Peace Flag celebrations. After school clubs for 4th and 5th grades, as well as Mad Science, Lango, karate, cheerleading, dance, sports fundamentals, golf, and gymnastics, offered additional enrichment opportunities for our students. In addition, qualifying 3rd, 4th, and 5th graders had the opportunity to participate in Wilson Tier Two and PASS Blitz. The LCE Leadership Academy continued to focus on opportunities for 4th and 5th grade boys to learn and build competency skills in leadership. The Lady Leadership Academy continued to foster leadership skills, build healthy self-esteem, and encourage positive relationships. Our Boys and Girls Club program serves 113 children. Our 751 students read 89,357 books and earned over 250,000 Reading Counts points. Each day we averaged 575 books checked out in our Media Center. Two "Literacy at the Lake" books helped to frame our focus of 19 LIFESKILLS and 5 Lifelong Guidelines. We competed in MathFest at the state and regional levels as well as the local and state Lego competition.

Based on the feedback from our Health Advisory and School Improvement Council surveys, strategies which included Exercise Counts, were implemented to increase our focus on heart healthy living. Our School Improvement Council sponsored an extremely successful uniform sale. Service learning projects selected and supported by our SIC were as follows: PAALS, Camp Kemo, Winter Canned Food Drive and educated the community about the items that can be recycled. Our PTO Board also sponsored Family Fun Nights, Gator Fest, father/daughter dance and mother/son bowling night.

Due to the dedication and commitment of TEAM LCE and the support and pride of our parents and community, our accolades are many. However, what we truly cherish is our sense of community where TOGETHER we will continue to "sail beyond excellence" for ALL children at Lake Carolina Elementary School.

Andrea C. Berry, Principal / Mark Curfman, SIC Chairperson

Abbreviations Key

N/A Not Applicable N/AV Not Available N/C Not Collected N/R Not Reported I/S Insufficient Sample TBD To be determined

NI Newly Identified CSI Continuing School Improvement CA Corrective Action RP Plan to Restructure R Restructure DELAY School Improvement Status HOLD School Improvement Status