



# SC Annual School Report Card Summary

**BOOKMAN ROAD ELEMENTARY**  
**Richland 2**  
**Grades: PK-5** Enrollment: 579  
**Principal: Michael Guliano**  
**Superintendent: Katie Brochu, Ed.D.**  
**Board Chair: Stephanie Burgess, Ph.D.**

## PERFORMANCE

Comprehensive detail, including definitions of ratings, performance criteria, and explanations of status, is available on [www.ed.sc.gov](http://www.ed.sc.gov) and [www.eoc.sc.gov](http://www.eoc.sc.gov) as well as school and school district websites. Printed versions are available from school districts upon request.

YEAR	ABSOLUTE RATING	GROWTH RATING	PALMETTO GOLD AND SILVER AWARD		AYP STATUS	NCLB IMPROVEMENT STATUS
			General Performance	Closing the Gap		
2011	Excellent	Excellent	TBD	TBD	Not Met	N/A
2010	Excellent	Excellent	Gold	Silver	Met	N/A
2009	Excellent	Excellent	Gold	Silver	Met	N/A

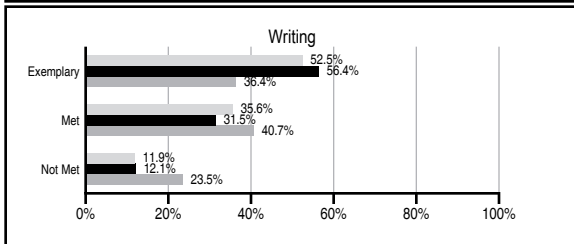
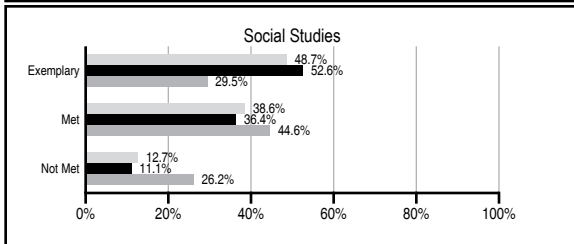
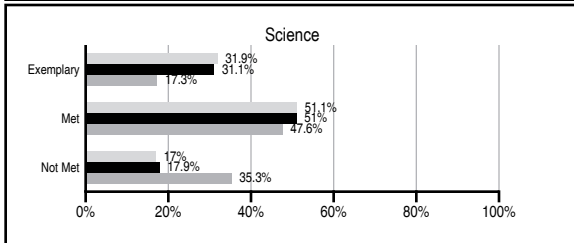
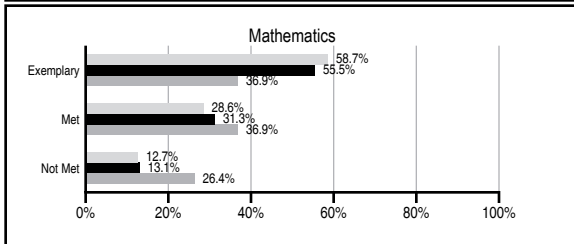
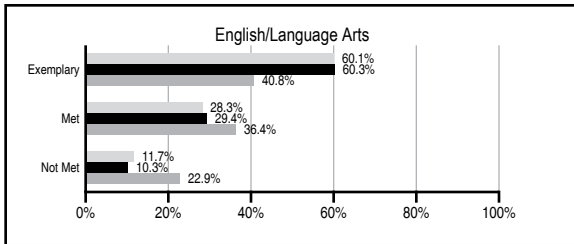
## ABSOLUTE RATINGS OF ELEMENTARY SCHOOLS WITH STUDENTS LIKE OURS\*

EXCELLENT	GOOD	AVERAGE	BELOW AVERAGE	AT-RISK
24	2	0	0	0

\* Ratings are calculated with data available by 11/09/2011. Schools with Students Like Ours are Elementary Schools with Poverty Indices of no more than 5% above or below the index for this school.

## PASS PERFORMANCE

Our School
  Elementary Schools with Students Like Ours
  Elementary schools statewide



## NAEP PERFORMANCE\*

\* Performance reported for SC and nation, data not available at school level. Percentages at NAEP Achievement Levels.



## SC PERFORMANCE VISION

*By 2020 all students will graduate with the knowledge and skills necessary to compete successfully in the global economy, participate in a democratic society and contribute positively as members of families and communities.*

### Abbreviations Key

N/A Not Applicable N/AV Not Available N/C Not Collected N/R Not Reported I/S Insufficient Sample TBD To be determined

NI Newly Identified CSI Continuing School Improvement CA Corrective Action RP Plan to Restructure R Restructure DELAY School Improvement Status HOLD School Improvement Status

# BOOKMAN ROAD ELEMENTARY [Richland 2]

## SCHOOL PROFILE

	Our School	Change from Last Year	Elementary Schools with Students Like Ours	Median Elementary School
<b>Students (n=579)</b>				
Retention rate	0.2%	Down from 0.9%	0.6%	1.1%
Attendance rate	97.1%	Up from 97.0%	96.7%	96.2%
Served by gifted and talented program	31.1%	Up from 23.3%	31.0%	13.4%
With disabilities other than speech	3.0%	Down from 7.4%	3.6%	4.1%
Older than usual for grade	0.0%	No Change	0.1%	0.3%
Out-of-school suspensions or expulsions for violent and/or criminal offenses	0.0%	No Change	0.0%	0.0%
<b>Teachers (n=39)</b>				
Teachers with advanced degrees	76.9%	Up from 75.0%	63.9%	62.5%
Continuing contract teachers	79.5%	Up from 75.0%	92.2%	88.2%
Teachers returning from previous year	81.0%	Up from 79.3%	90.3%	87.8%
Teacher attendance rate	94.6%	Up from 93.1%	94.6%	95.2%
Average teacher salary*	\$50,264	Down 1.0%	\$48,556	\$46,773
Classes not taught by highly qualified teachers	0.0%	Down from 2.2%	0.0%	0.0%
Professional development days/teacher	7.7 days	Down from 8.3 days	10.6 days	10.5 days
<b>School</b>				
Principal's years at school	5.0	Up from 4.0	4.5	4.0
Student-teacher ratio in core subjects	20.7 to 1	Up from 19.1 to 1	21.3 to 1	19.9 to 1
Prime instructional time	91.2%	Up from 89.2%	91.0%	90.4%
Opportunities in the arts	Good	No Change	Good	Good
SACS accreditation	Yes	No Change	Yes	Yes
Parents attending conferences	100.0%	No Change	100.0%	100.0%
Character development program	Excellent	No Change	Excellent	Excellent
Dollars spent per pupil**	\$8,352	Up 10.3%	\$6,494	\$7,447
Percent of expenditures for instruction**	71.4%	Up from 67.9%	69.9%	68.4%
Percent of expenditures for teacher salaries**	70.3%	Up from 65.5%	68.8%	65.8%
% of AYP objectives met	90.5%	Down from 100.0%	100.0%	90.5%

\* Length of contract = 185+ days.

\*\* Prior year audited financial data available.

## EVALUATION RESULTS

	Teachers	Students*	Parents*
Number of surveys returned	17	0	56
Percent satisfied with learning environment	100.0%	FORMS	96.4%
Percent satisfied with social and physical environment	100.0%	LOST IN	96.4%
Percent satisfied with school-home relations	100.0%	SHIPMENT	94.6%

\*Only students at the highest elementary school grade level at this school and their parents were included.

## REPORT OF PRINCIPAL AND SCHOOL IMPROVEMENT COUNCIL

Bookman Road Elementary School is a place where students are challenged to use the nineteen LIFESKILLS and five Lifelong Guidelines of Personal Best, Trustworthiness, Truthfulness, Active Listening, and No Putdowns. All students are taught in an atmosphere of love and respect, and encouraged to learn, think, grow, and develop as unique individuals. Our focus on these key elements has helped us achieve high test scores and positive surveys. We have been recognized as a school that is closing the gap between historically achieving and historically underachieving students, have maintained Adequate Yearly Progress status, and have been fortunate to be honored as a Palmetto Gold school. Our teachers represent us well as local, state, and national presenters. During the past thirteen years, we have had wonderful teacher representatives as our school's Teacher of the Year. After being selected as Bookman Road teacher of the year, six of these individuals went on to be named district honor roll teachers, two were named District Teacher of the Year, two were named State Teacher of the Year Finalists, and one became the State Teacher of the Year. All teachers and staff at Bookman collaborate and cooperate to make the entire group successful as we continue to learn and sharpen our teaching skills.

Our PASS scores this year show our commitment to providing quality teaching and learning in a nurturing environment to all of our students. We are pleased with the progress of our students but know that if we are to help our students reach their maximum potential, we must carefully study the results of these tests. Our task is to analyze where our students showed growth we would expect, determine why the growth occurred, and to make curriculum and instructional changes to make sure that our children continue to be academically challenged. Conversely, we need to identify what changes need to be made when expectations are not met so that we can continue to ensure success for all our students.

Please carefully review the data contained in this report. Bookman Road Elementary School and Richland School District Two have taken a number of steps to ensure that students are making progress in meeting standards. We are a standards driven school that makes sure statewide standards are taught in a meaningful and relevant context so students can apply their learning to real-life application. We produce productive citizens in a global society. Our attendance is high and we continue to learn best teaching practices. By working together- parent, teachers, and students- we will continue to see positive results on these statewide indicators of success.

Michael Guliano, Principal  
Tonya Nesbitt, School Improvement Council Chairperson

Comprehensive detail, including definitions of ratings, performance criteria, and explanations of status, is available on [www.ed.sc.gov](http://www.ed.sc.gov) and [www.eoc.sc.gov](http://www.eoc.sc.gov) as well as school and school district websites.

Printed versions are available from school districts upon request.

### Abbreviations Key

N/A Not Applicable N/AV Not Available N/C Not Collected N/R Not Reported I/S Insufficient Sample TBD To be determined  
NI Newly Identified CSI Continuing School Improvement CA Corrective Action RP Plan to Restructure R Restructure DELAY School Improvement Status HOLD School Improvement Status