



SC Annual School Report Card Summary

KILLIAN ELEMENTARY
Richland 2
Grades: PK-5 Enrollment: 694
Principal: Dr. Robert M. Scotland
Superintendent: Katie Brochu, Ed.D.
Board Chair: Stephanie Burgess, Ph.D.

PERFORMANCE

Comprehensive detail, including definitions of ratings, performance criteria, and explanations of status, is available on www.ed.sc.gov and www.eoc.sc.gov as well as school and school district websites. Printed versions are available from school districts upon request.

YEAR	ABSOLUTE RATING	GROWTH RATING	PALMETTO GOLD AND SILVER AWARD		AYP STATUS	NCLB IMPROVEMENT STATUS
			General Performance	Closing the Gap		
2011	Average	Average	TBD	TBD	Met	N/A
2010	Average	Excellent	Gold	Silver	Met	N/A
2009	Average	Average	N/A	N/A	Met	N/A

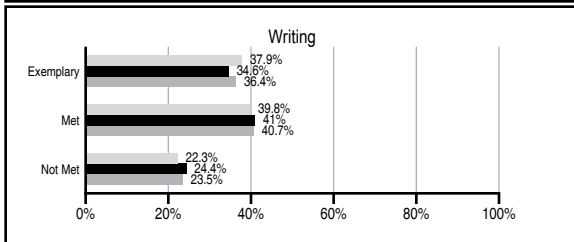
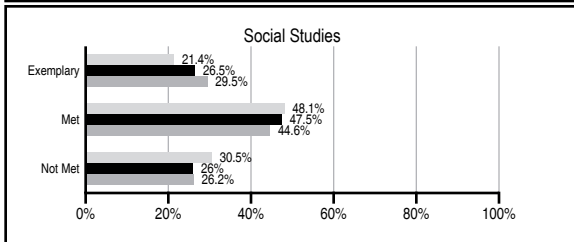
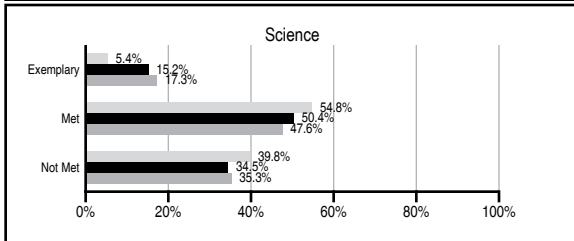
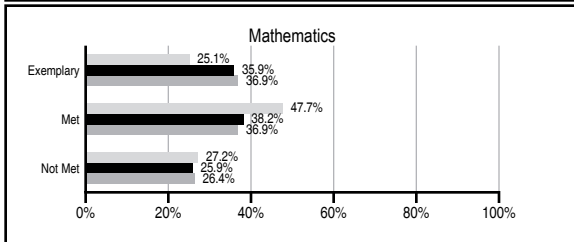
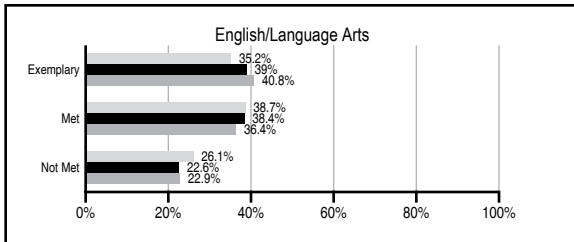
ABSOLUTE RATINGS OF ELEMENTARY SCHOOLS WITH STUDENTS LIKE OURS*

EXCELLENT	GOOD	AVERAGE	BELOW AVERAGE	AT-RISK
11	33	76	5	0

* Ratings are calculated with data available by 11/09/2011. Schools with Students Like Ours are Elementary Schools with Poverty Indices of no more than 5% above or below the index for this school.

PASS PERFORMANCE

Our School
 Elementary Schools with Students Like Ours
 Elementary schools statewide



NAEP PERFORMANCE*

* Performance reported for SC and nation, data not available at school level. Percentages at NAEP Achievement Levels.



SC PERFORMANCE VISION

By 2020 all students will graduate with the knowledge and skills necessary to compete successfully in the global economy, participate in a democratic society and contribute positively as members of families and communities.

Abbreviations Key

N/A Not Applicable N/AV Not Available N/C Not Collected N/R Not Reported I/S Insufficient Sample TBD To be determined

NI Newly Identified CSI Continuing School Improvement CA Corrective Action RP Plan to Restructure R Restructure DELAY School Improvement Status HOLD School Improvement Status

KILLIAN ELEMENTARY [Richland 2]

SCHOOL PROFILE

	Our School	Change from Last Year	Elementary Schools with Students Like Ours	Median Elementary School
Students (n=694)				
Retention rate	0.2%	Up from 0.0%	1.0%	1.1%
Attendance rate	97.1%	Up from 96.9%	96.0%	96.2%
Served by gifted and talented program	8.5%	Up from 5.3%	12.7%	13.4%
With disabilities other than speech	2.5%	Down from 4.8%	4.7%	4.1%
Older than usual for grade	0.1%	Up from 0.0%	0.3%	0.3%
Out-of-school suspensions or expulsions for violent and/or criminal offenses	0.1%	Up from 0.0%	0.0%	0.0%
Teachers (n=53)				
Teachers with advanced degrees	92.5%	Up from 92.3%	60.7%	62.5%
Continuing contract teachers	73.6%	Down from 76.9%	90.5%	88.2%
Teachers returning from previous year	88.6%	Up from 83.5%	88.0%	87.8%
Teacher attendance rate	94.6%	Down from 96.9%	95.1%	95.2%
Average teacher salary*	\$49,995	Down 0.0%	\$46,628	\$46,773
Classes not taught by highly qualified teachers	0.0%	No Change	0.0%	0.0%
Professional development days/teacher	6.3 days	Down from 7.9 days	10.8 days	10.5 days
School				
Principal's years at school	1.0	Down from 6.0	4.0	4.0
Student-teacher ratio in core subjects	18.7 to 1	Up from 16.0 to 1	19.7 to 1	19.9 to 1
Prime instructional time	91.2%	Down from 92.7%	90.2%	90.4%
Opportunities in the arts	Good	No Change	Good	Good
SACS accreditation	Yes	No Change	Yes	Yes
Parents attending conferences	98.8%	Down from 100.0%	100.0%	100.0%
Character development program	Good	No Change	Excellent	Excellent
Dollars spent per pupil**	\$8,000	Down 4.8%	\$7,351	\$7,447
Percent of expenditures for instruction**	74.5%	Up from 71.5%	67.6%	68.4%
Percent of expenditures for teacher salaries**	72.1%	Up from 65.1%	64.7%	65.8%
% of AYP objectives met	100.0%	No Change	93.1%	90.5%

* Length of contract = 185+ days.

** Prior year audited financial data available.

EVALUATION RESULTS

	Teachers	Students*	Parents*
Number of surveys returned	48	106	102
Percent satisfied with learning environment	91.5%	82.9%	80.0%
Percent satisfied with social and physical environment	97.9%	84.0%	86.1%
Percent satisfied with school-home relations	87.2%	83.0%	70.3%

*Only students at the highest elementary school grade level at this school and their parents were included.

REPORT OF PRINCIPAL AND SCHOOL IMPROVEMENT COUNCIL

Killian, LTD (Leadership, Talent, Development) Magnet Elementary School meets the diverse needs of 540 students through five Academic Academies. We pride ourselves on our warm, welcoming atmosphere in which we maintain a professional, positive, and safe learning environment where educators design learning experiences and address each student's individual educational needs using best instructional practices, engaging lessons, and the most up-to-date technology to prepare students to become independent and successful learners. Killian Elementary, LTD's instruction is supported by the uniqueness of each Leadership Talent Development Academy through Literature Over Lunch, Boys and Girls Leadership Programs, Outdoor Science Classroom, Honors Choir, Percussion Ensemble, Artist in Residence, Service Learning Projects and various Talent Academies. Students share in many rich experiences each day, creating a community of 21st century learners.

Teachers continue to take advantage of professional development and participate in numerous opportunities to share leadership responsibilities in the school and the district. Killian is also instrumental in providing learning opportunities for future teachers in partnership with the University of South Carolina's teacher education program. Collaboration and continuous development are two of the hallmarks of the school and is evidenced in numerous ways.

Killian Elementary, LTD is a Carolina First Palmetto's Finest Award Recipient, a South Carolina State Department Exemplary Writing Program School, an Award Winning Single Gender Initiative, a 21st Century Community Learning Grant Center for the past eight years, consecutively awarded as a South Carolina Red Carpet School, a University of South Carolina Professional Development School (PDS), a National Association for Professional Development School Award Recipient for Exemplary Professional Development School Achievement USC Professional Development School Network, a SC Elementary Honors Choir State Award Recipient, 9 National Board Certified Teachers, and earned an Absolute Rating of Average and a Growth Rating of Excellent, resulting in a Palmetto Gold and Silver Award. We are unique in our efforts to become one with society and the development of creative, industrious leaders of the future.

Dr. Robert Scotland, Principal
Patrice Caldwell, SIC Chair

Comprehensive detail, including definitions of ratings, performance criteria, and explanations of status, is available on www.ed.sc.gov and www.eoc.sc.gov as well as school and school district websites.

Printed versions are available from school districts upon request.

Abbreviations Key

N/A Not Applicable N/AV Not Available N/C Not Collected N/R Not Reported I/S Insufficient Sample TBD To be determined
NI Newly Identified CSI Continuing School Improvement CA Corrective Action RP Plan to Restructure R Restructure DELAY School Improvement Status HOLD School Improvement Status