



SC Annual School Report Card Summary

RICE CREEK ELEMENTARY
Richland 2
Grades: PK-5 Enrollment: 799
Principal: Sean Bishton
Superintendent: Katie Brochu, Ed.D.
Board Chair: Stephanie Burgess, Ph.D.

PERFORMANCE

Comprehensive detail, including definitions of ratings, performance criteria, and explanations of status, is available on www.ed.sc.gov and www.eoc.sc.gov as well as school and school district websites. Printed versions are available from school districts upon request.

YEAR	ABSOLUTE RATING	GROWTH RATING	PALMETTO GOLD AND SILVER AWARD		AYP STATUS	NCLB IMPROVEMENT STATUS
			General Performance	Closing the Gap		
2011	Good	Good	TBD	TBD	Not Met	N/A
2010	Good	Good	Silver	Silver	Met	N/A
2009	Good	Average	N/A	N/A	Met	N/A

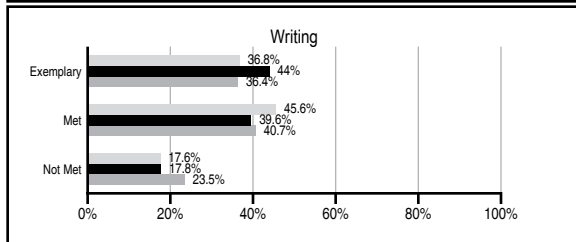
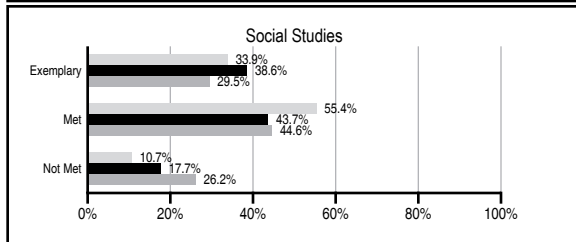
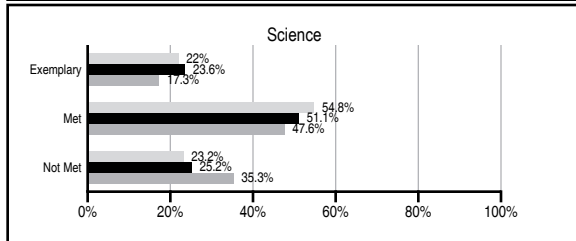
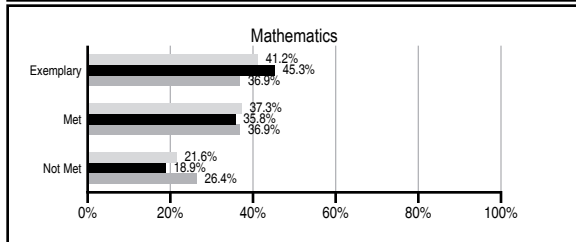
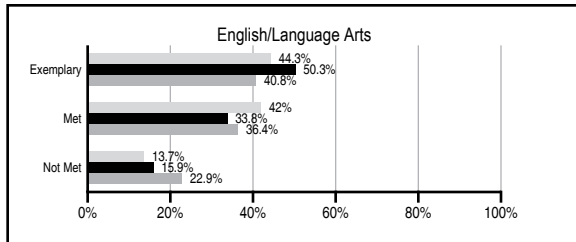
ABSOLUTE RATINGS OF ELEMENTARY SCHOOLS WITH STUDENTS LIKE OURS*

EXCELLENT	GOOD	AVERAGE	BELOW AVERAGE	AT-RISK
29	28	5	1	0

* Ratings are calculated with data available by 11/09/2011. Schools with Students Like Ours are Elementary Schools with Poverty Indices of no more than 5% above or below the index for this school.




PASS PERFORMANCE

Our School
 Elementary Schools with Students Like Ours
 Elementary schools statewide



NAEP PERFORMANCE*

* Performance reported for SC and nation, data not available at school level. Percentages at NAEP Achievement Levels.



SC PERFORMANCE VISION

By 2020 all students will graduate with the knowledge and skills necessary to compete successfully in the global economy, participate in a democratic society and contribute positively as members of families and communities.

Abbreviations Key

N/A Not Applicable N/AV Not Available N/C Not Collected N/R Not Reported I/S Insufficient Sample TBD To be determined
 NI Newly Identified CSI Continuing School Improvement CA Corrective Action RP Plan to Restructure R Restructure DELAY School Improvement Status HOLD School Improvement Status

RICE CREEK ELEMENTARY [Richland 2]

SCHOOL PROFILE

	Our School	Change from Last Year	Elementary Schools with Students Like Ours	Median Elementary School
Students (n=799)				
Retention rate	0.1%	Up from 0.0%	0.9%	1.1%
Attendance rate	97.3%	Up from 96.6%	96.5%	96.2%
Served by gifted and talented program	12.3%	Up from 8.1%	20.1%	13.4%
With disabilities other than speech	2.5%	Down from 6.4%	3.7%	4.1%
Older than usual for grade	0.0%	No Change	0.2%	0.3%
Out-of-school suspensions or expulsions for violent and/or criminal offenses	0.0%	No Change	0.0%	0.0%
Teachers (n=52)				
Teachers with advanced degrees	78.8%	Down from 84.2%	64.5%	62.5%
Continuing contract teachers	76.9%	Up from 71.9%	90.9%	88.2%
Teachers returning from previous year	81.5%	Up from 79.7%	89.7%	87.8%
Teacher attendance rate	94.6%	Up from 93.6%	95.1%	95.2%
Average teacher salary*	\$49,956	Down 3.7%	\$48,426	\$46,773
Classes not taught by highly qualified teachers	1.9%	Down from 7.5%	0.0%	0.0%
Professional development days/teacher	12.3 days	No Change	10.0 days	10.5 days
School				
Principal's years at school	2.0	Up from 1.0	5.0	4.0
Student-teacher ratio in core subjects	19.9 to 1	Up from 19.7 to 1	20.9 to 1	19.9 to 1
Prime instructional time	91.6%	Up from 89.3%	90.8%	90.4%
Opportunities in the arts	Good	No Change	Good	Good
SACS accreditation	Yes	No Change	Yes	Yes
Parents attending conferences	100.0%	No Change	100.0%	100.0%
Character development program	Excellent	No Change	Excellent	Excellent
Dollars spent per pupil**	\$7,343	Down 5.0%	\$6,875	\$7,447
Percent of expenditures for instruction**	75.6%	Up from 71.8%	69.7%	68.4%
Percent of expenditures for teacher salaries**	72.0%	Up from 69.5%	68.9%	65.8%
% of AYP objectives met	95.2%	Down from 100.0%	94.1%	90.5%

* Length of contract = 185+ days.

** Prior year audited financial data available.

EVALUATION RESULTS

	Teachers	Students*	Parents*
Number of surveys returned	51	123	84
Percent satisfied with learning environment	98.0%	89.3%	82.3%
Percent satisfied with social and physical environment	98.0%	88.6%	88.0%
Percent satisfied with school-home relations	90.0%	93.4%	81.3%

*Only students at the highest elementary school grade level at this school and their parents were included.

Comprehensive detail, including definitions of ratings, performance criteria, and explanations of status, is available on www.ed.sc.gov and www.eoc.sc.gov as well as school and school district websites.

Printed versions are available from school districts upon request.

REPORT OF PRINCIPAL AND SCHOOL IMPROVEMENT COUNCIL

Rice Creek Elementary's eighteenth year of teaching and learning was filled with excitement! Our magnet program, eFIT—The Environmental Fitness Academy—continued to grow with the installation of our pond habitat and greenhouse. Teachers continued to develop instruction that was guided by state standards but connected to our magnet's vision.

This year RCE was recognized as one of five schools across the nation for Exemplary National Professional Development School Achievement. As a Professional Development School through a partnership with the University of South Carolina, we had 16 interns and student teachers as well as a math practicum class for 21 college students who are on track to be teachers. These college students used math manipulatives, Active Math lessons, and GPS systems to sponsor learning opportunities and a Math Blitz Day of instruction for our students each semester.

Another significant honor this year was RCE being recognized by the SC Education Oversight Committee as a Palmetto Silver School for General Performance and for Closing the Achievement Gap. Prior accomplishments include being named a National Blue Ribbon School of Excellence, Exemplary Writing Award winner and Hall of Fame member, two-time Red Carpet Award winner, and a Flagship School of Promise. These awards and honors are directly related to the hard work and dedication of our students, parents, faculty, staff, and community members.

The RCE faculty currently consists of 14 National Board Certified teachers and 24 teachers trained in Differentiated Instruction. One hundred percent of our faculty participated in professional development for Highly Effective Teaching which focuses on instructional strategies that engage and maximize student learning. Through Highly Effective Teaching, e-FIT initiatives, and continuous staff development, our teachers are reaching the diverse needs of our students.

Due to valuing the input of each stakeholder, our SIC developed an on-line survey to gather information for future school improvement initiatives. There were 112 responses to this first ever survey so focus on developing this process will continue. School wide service projects were sponsored for various needs such as a food drive in partnership with a neighboring high school, funds for PAALS project, Rob's Best Friend, funds through Jump Rope for Heart for the American Heart Association, and funds for the American Red Cross to assist with the natural disasters in Japan and Alabama. Our PTO's efforts and support allowed us to purchase a digital sign in an effort to expand our forms of communications.

We are extremely proud of our accomplishments at RCE and know that these are only possible through the support of our parents and community.

Janet M. Fickling, Principal
Andrena McFadden, SIC Chairperson

Abbreviations Key

N/A Not Applicable N/AV Not Available N/C Not Collected N/R Not Reported I/S Insufficient Sample TBD To be determined

NI Newly Identified CSI Continuing School Improvement CA Corrective Action RP Plan to Restructure R Restructure DELAY School Improvement Status HOLD School Improvement Status