

SC Annual School Report Card Summary

SUMMIT PARKWAY MIDDLE
Richland 2
Grades: K-8 Enrollment: 1,131
Principal: S. E. Tanner
Superintendent: Katie Brochu, Ed.D.
Board Chair: Stephanie Burgess, Ph.D.

PERFORMANCE

Comprehensive detail, including definitions of ratings, performance criteria, and explanations of status, is available on www.ed.sc.gov and www.eoc.sc.gov as well as school and school district websites. Printed versions are available from school districts upon request.

YEAR	ABSOLUTE RATING	GROWTH RATING	PALMETTO GOLD AND SILVER AWARD		AYP STATUS	NCLB IMPROVEMENT STATUS
			General Performance	Closing the Gap		
2011	Excellent	Average	TBD	TBD	Not Met	N/A
2010	Excellent	Excellent	Gold	N/A	Not Met	N/A
2009	Good	Average	N/A	N/A	Not Met	N/A

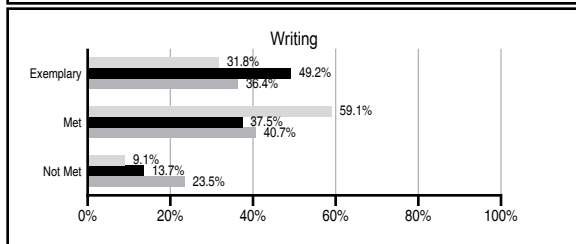
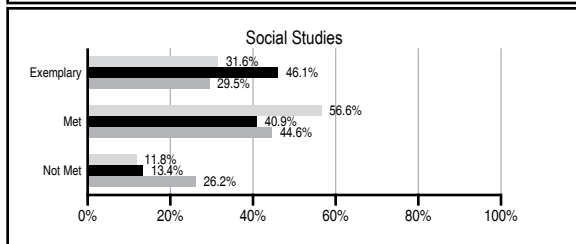
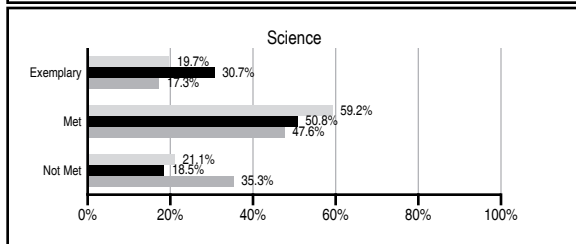
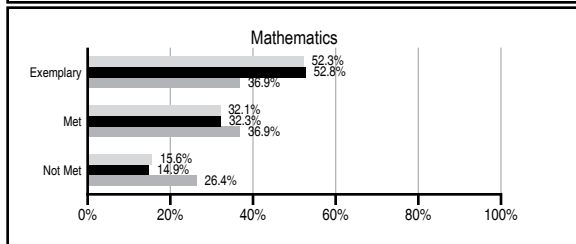
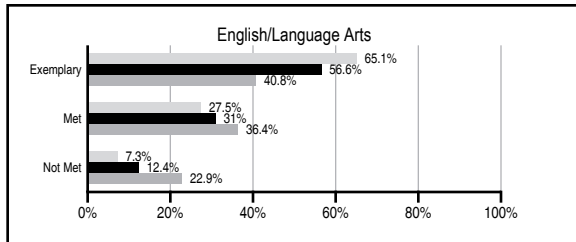
ABSOLUTE RATINGS OF ELEMENTARY SCHOOLS WITH STUDENTS LIKE OURS*

EXCELLENT	GOOD	AVERAGE	BELOW AVERAGE	AT-RISK
32	5	0	1	0

* Ratings are calculated with data available by 11/09/2011. Schools with Students Like Ours are Elementary Schools with Poverty Indices of no more than 5% above or below the index for this school.



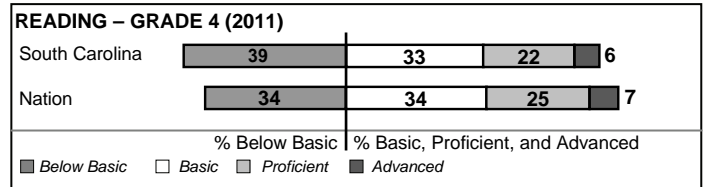
PASS PERFORMANCE

Our School
 Elementary Schools with Students Like Ours
 Elementary schools statewide



NAEP PERFORMANCE*

* Performance reported for SC and nation, data not available at school level. Percentages at NAEP Achievement Levels.



SC PERFORMANCE VISION

By 2020 all students will graduate with the knowledge and skills necessary to compete successfully in the global economy, participate in a democratic society and contribute positively as members of families and communities.

Abbreviations Key

N/A Not Applicable N/AV Not Available N/C Not Collected N/R Not Reported I/S Insufficient Sample TBD To be determined

NI Newly Identified CSI Continuing School Improvement CA Corrective Action RP Plan to Restructure R Restructure DELAY School Improvement Status HOLD School Improvement Status

SUMMIT PARKWAY MIDDLE [Richland 2]

SCHOOL PROFILE

	Our School	Change from Last Year	Elementary Schools with Students Like Ours	Median Elementary School
Students (n=1,131)				
Retention rate	0.7%	Down from 1.1%	0.8%	1.1%
Attendance rate	98.2%	Up from 97.4%	96.5%	96.2%
Served by gifted and talented program	10.1%	Down from 21.7%	22.8%	13.4%
With disabilities other than speech	6.3%	Down from 8.9%	3.5%	4.1%
Older than usual for grade	0.4%	Down from 0.6%	0.2%	0.3%
Out-of-school suspensions or expulsions for violent and/or criminal offenses	0.3%	No Change	0.0%	0.0%
Teachers (n=71)				
Teachers with advanced degrees	90.1%	Up from 82.1%	64.4%	62.5%
Continuing contract teachers	77.5%	Down from 79.1%	90.3%	88.2%
Teachers returning from previous year	90.5%	Up from 88.5%	89.2%	87.8%
Teacher attendance rate	94.7%	Down from 95.9%	95.4%	95.2%
Average teacher salary*	\$52,757	Down 1.1%	\$48,105	\$46,773
Classes not taught by highly qualified teachers	2.0%	Up from 0.0%	0.0%	0.0%
Professional development days/teacher	10.7 days	Down from 12.1 days	8.4 days	10.5 days
School				
Principal's years at school	12.0	Up from 11.0	4.8	4.0
Student-teacher ratio in core subjects	23.3 to 1	Up from 21.7 to 1	21.0 to 1	19.9 to 1
Prime instructional time	92.2%	Down from 92.4%	91.3%	90.4%
Opportunities in the arts	Good	No Change	Good	Good
SACS accreditation	Yes	No Change	Yes	Yes
Parents attending conferences	88.2%	Down from 100.0%	100.0%	100.0%
Character development program	Good	Down from Excellent	Excellent	Excellent
Dollars spent per pupil**	\$7,831	Down 6.0%	\$7,100	\$7,447
Percent of expenditures for instruction**	69.7%	Up from 69.1%	70.2%	68.4%
Percent of expenditures for teacher salaries**	68.2%	Up from 65.7%	68.4%	65.8%
% of AYP objectives met	79.3%	Down from 93.1%	100.0%	90.5%

* Length of contract = 185+ days.

** Prior year audited financial data available.

EVALUATION RESULTS

	Teachers	Students*	Parents*
Number of surveys returned	N/A	N/A	N/A
Percent satisfied with learning environment	N/A	N/A	N/A
Percent satisfied with social and physical environment	N/A	N/A	N/A
Percent satisfied with school-home relations	N/A	N/A	N/A

*Only students at the highest elementary school grade level at this school and their parents were included.

REPORT OF PRINCIPAL AND SCHOOL IMPROVEMENT COUNCIL

Students, parents, faculty, and staff at Summit Parkway Middle School and at the Center for Inquiry, a K-5 magnet program, are proud to create exemplary learning environments. Our schools continue to collaborate with The University of South Carolina by mentoring undergraduate and graduate teaching interns, publishing professional materials, writing grants, conducting research and hosting on-site courses for education majors instructed by USC faculty.

Our campus-wide environmental program has been recognized for three years for its progress towards certification in the Green Steps Program. Middle school student leaders from the Green Steps and Recycling teams were invited to represent Richland School District Two at the SC Recycling Industry Legislation Day luncheon to present this impressive model program.

Important curricular highlights at SPMS this year include the addition of a remediation class, Academic Content Enrichment (ACE), for all students with academic concerns. The "Get Fit" program certified 138 students in Cardio Pulmonary Resuscitation. iPAC was expanded to the 8th grade and ITEC was fully implemented in all sixth grade social studies classes.

CFI was recognized by the SC Department of Education with a Palmetto Gold Award for its Report Card rating of excellent. CFI's inquiry curriculum continues to be a national model, hosting hundreds of visitors each year. This past year, CFI hosted other educators from around the state creating a network of school teams pursuing inquiry-based education in an on-going series that met both at CFI and virtually.

SPMS and CFI are proud that 16 of the middle school and 8 of the elementary faculty currently hold National Board Certification. Additional notable academic achievements this year included: 21 eighth graders named as Junior Scholars; 50 seventh graders qualified for the Duke TIP program; 18 fourth and fifth graders qualified for Duke's MAP program; 6 received TIP Honor Roll; and, 1 student was personally recognized by Duke University in the TIP program.

We are pleased to provide educational excellence for all students,

Mr. Sig Tanner, Principal
Mrs. Wanda Russ-Kenscoff, SIC Chair
Summit Parkway Middle School

Dr. Lyn Z. Mueller, Lead Teacher
Mrs. Beck Sullivan, SIC Chair
Center for Inquiry

Comprehensive detail, including definitions of ratings, performance criteria, and explanations of status, is available on www.ed.sc.gov and www.eoc.sc.gov as well as school and school district websites.

Printed versions are available from school districts upon request.

Abbreviations Key

N/A Not Applicable N/AV Not Available N/C Not Collected N/R Not Reported I/S Insufficient Sample TBD To be determined
NI Newly Identified CSI Continuing School Improvement CA Corrective Action RP Plan to Restructure R Restructure DELAY School Improvement Status HOLD School Improvement Status