



# SC Annual School Report Card Summary

**NORTH SPRINGS ELEMENTARY**  
**Richland 2**  
**Grades: PK-5** Enrollment: 742  
**Principal: Denise L. Barth**  
**Superintendent: Katie Brochu, Ed.D.**  
**Board Chair: Stephanie Burgess, Ph.D.**

## PERFORMANCE

Comprehensive detail, including definitions of ratings, performance criteria, and explanations of status, is available on [www.ed.sc.gov](http://www.ed.sc.gov) and [www.eoc.sc.gov](http://www.eoc.sc.gov) as well as school and school district websites. Printed versions are available from school districts upon request.

YEAR	ABSOLUTE RATING	GROWTH RATING	PALMETTO GOLD AND SILVER AWARD		AYP STATUS	NCLB IMPROVEMENT STATUS
			General Performance	Closing the Gap		
2011	Good	Average	TBD	TBD	Met	N/A
2010	Good	Good	Silver	N/A	Not Met	N/A
2009	Good	Good	Silver	N/A	Met	N/A

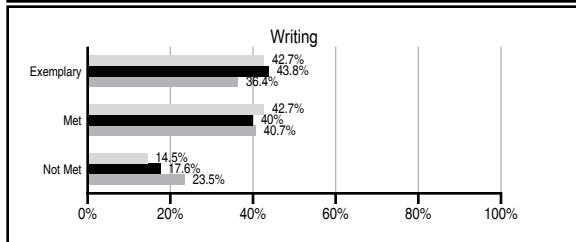
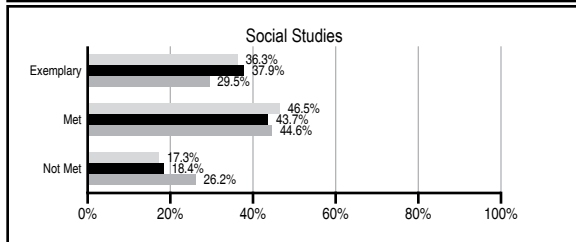
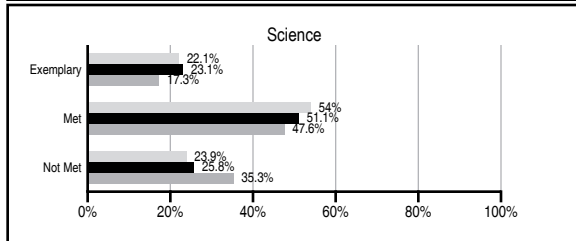
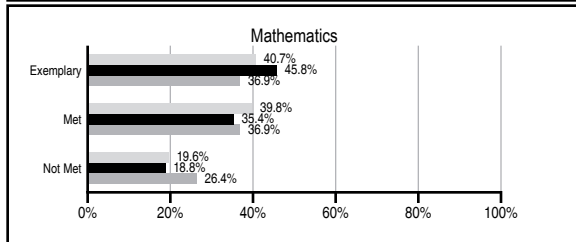
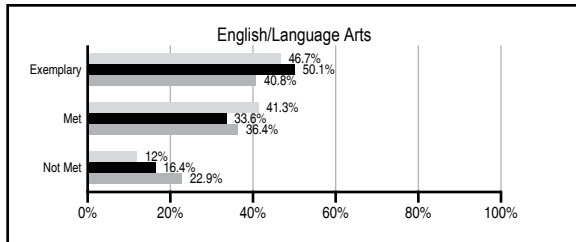
## ABSOLUTE RATINGS OF ELEMENTARY SCHOOLS WITH STUDENTS LIKE OURS\*

EXCELLENT	GOOD	AVERAGE	BELOW AVERAGE	AT-RISK
28	30	6	1	0

\*Ratings are calculated with data available by 11/09/2011. Schools with Students Like Ours are Elementary Schools with Poverty Indices of no more than 5% above or below the index for this school.

## PASS PERFORMANCE

Our School
  Elementary Schools with Students Like Ours
  Elementary schools statewide



## NAEP PERFORMANCE\*

\* Performance reported for SC and nation, data not available at school level. Percentages at NAEP Achievement Levels.



## SC PERFORMANCE VISION

*By 2020 all students will graduate with the knowledge and skills necessary to compete successfully in the global economy, participate in a democratic society and contribute positively as members of families and communities.*

### Abbreviations Key

N/A Not Applicable N/AV Not Available N/C Not Collected N/R Not Reported I/S Insufficient Sample TBD To be determined

NI Newly Identified CSI Continuing School Improvement CA Corrective Action RP Plan to Restructure R Restructure DELAY School Improvement Status HOLD School Improvement Status

# NORTH SPRINGS ELEMENTARY [Richland 2]

## SCHOOL PROFILE

	Our School	Change from Last Year	Elementary Schools with Students Like Ours	Median Elementary School
<b>Students (n=742)</b>				
Retention rate	0.0%	No Change	0.8%	1.1%
Attendance rate	97.3%	Up from 96.7%	96.5%	96.2%
Served by gifted and talented program	15.6%	Up from 15.0%	20.3%	13.4%
With disabilities other than speech	3.4%	Down from 7.0%	3.4%	4.1%
Older than usual for grade	0.0%	No Change	0.2%	0.3%
Out-of-school suspensions or expulsions for violent and/or criminal offenses	0.0%	No Change	0.0%	0.0%
<b>Teachers (n=52)</b>				
Teachers with advanced degrees	67.3%	Down from 68.5%	65.2%	62.5%
Continuing contract teachers	88.5%	Up from 77.8%	90.0%	88.2%
Teachers returning from previous year	86.1%	Up from 84.6%	89.4%	87.8%
Teacher attendance rate	93.1%	Down from 94.8%	95.1%	95.2%
Average teacher salary*	\$51,621	Up 1.1%	\$48,426	\$46,773
Classes not taught by highly qualified teachers	0.0%	No Change	0.0%	0.0%
Professional development days/teacher	5.6 days	Down from 11.7 days	10.3 days	10.5 days
<b>School</b>				
Principal's years at school	10.0	Up from 8.5	5.0	4.0
Student-teacher ratio in core subjects	20.1 to 1	Up from 19.2 to 1	20.7 to 1	19.9 to 1
Prime instructional time	89.8%	Down from 90.5%	90.9%	90.4%
Opportunities in the arts	Good	No Change	Good	Good
SACS accreditation	Yes	No Change	Yes	Yes
Parents attending conferences	100.0%	No Change	100.0%	100.0%
Character development program	Excellent	No Change	Excellent	Excellent
Dollars spent per pupil**	\$7,933	Up 0.2%	\$6,887	\$7,447
Percent of expenditures for instruction**	74.3%	Up from 72.0%	69.5%	68.4%
Percent of expenditures for teacher salaries**	72.9%	Up from 68.3%	68.2%	65.8%
% of AYP objectives met	100.0%	Up from 95.2%	94.1%	90.5%

\* Length of contract = 185+ days.

\*\* Prior year audited financial data available.

## EVALUATION RESULTS

	Teachers	Students*	Parents*
Number of surveys returned	38	108	37
Percent satisfied with learning environment	97.3%	85.0%	94.6%
Percent satisfied with social and physical environment	100.0%	87.0%	86.5%
Percent satisfied with school-home relations	100.0%	92.6%	91.9%

\*Only students at the highest elementary school grade level at this school and their parents were included.

## REPORT OF PRINCIPAL AND SCHOOL IMPROVEMENT COUNCIL

North Springs Elementary School's faculty and staff provide exemplary instruction for ALL children in a caring and safe environment. Our faculty and staff share the same high expectations as our parents: a safe, clean environment where all children experience academic success. Our community actively seeks a role in the education and celebration of our children.

Our children benefit from this strong partnership with our community, as has been evidenced by being named a Carolina First Palmetto's Finest School in 2001, and a Palmetto Gold School in 2001, 2002, 2003, and 2004. We were a Palmetto Silver School for 2009 and 2010. We hold the Schools of Promise designation and were named a Red Carpet School in 2004. Our Academic Team was named first in the state in 1998, 2001, 2002, 2003, 2004, 2005, 2006, 2007, 2008, 2009, 2010, and 2011. Five of our teachers have obtained National Board certification and several are awaiting their results.

Students are provided a myriad of enrichment activities which include a fifth grade trip to Florida to swim with the manatees. Our integration of technology is outstanding. We have the QuEST program for Academically Advanced and Gifted students in the areas of math and science. We launched our STEMs magnet program in grades kindergarten, one, and two in the Fall of 2009. This school year we expanded the program to third grade and expect to continue to expand in to fourth and fifth grades over the next couple of years.

Our Number One Goal at North Springs is academic achievement. Our percentage of students meeting standard on PASS exceeded the state in Math, ELA, Science and Social Studies. On MAP testing, North Springs' students scored at or above the national average at all grade levels in both Reading and Math. Using our Garden of Learning theme, we celebrate the academic achievement of all children and work as a unified team to prepare our children to lead in the 21st Century.

Denise Barth, Principal  
Jennifer Coleman, SIC Chairperson

Comprehensive detail, including definitions of ratings, performance criteria, and explanations of status, is available on [www.ed.sc.gov](http://www.ed.sc.gov) and [www.eoc.sc.gov](http://www.eoc.sc.gov) as well as school and school district websites.

Printed versions are available from school districts upon request.

### Abbreviations Key

N/A Not Applicable N/AV Not Available N/C Not Collected N/R Not Reported I/S Insufficient Sample TBD To be determined

NI Newly Identified CSI Continuing School Improvement CA Corrective Action RP Plan to Restructure R Restructure DELAY School Improvement Status HOLD School Improvement Status