



# SC Annual School Report Card Summary

**E L WRIGHT MIDDLE**  
**Richland 2**  
**Grades: K-8**      **Enrollment: 1,258**  
**Principal: Lori Marrero**  
**Superintendent: Katie Brochu, Ed.D.**  
**Board Chair: Stephanie Burgess, Ph.D.**

## PERFORMANCE

Comprehensive detail, including definitions of ratings, performance criteria, and explanations of status, is available on [www.ed.sc.gov](http://www.ed.sc.gov) and [www.eoc.sc.gov](http://www.eoc.sc.gov) as well as school and school district websites. Printed versions are available from school districts upon request.

YEAR	ABSOLUTE RATING	GROWTH RATING	PALMETTO GOLD AND SILVER AWARD		AYP STATUS	NCLB IMPROVEMENT STATUS
			General Performance	Closing the Gap		
2011	Excellent	Good	TBD	TBD	Not Met	N/A
2010	Excellent	Excellent	Gold	N/A	Not Met	N/A
2009	Excellent	Excellent	Gold	N/A	Not Met	N/A

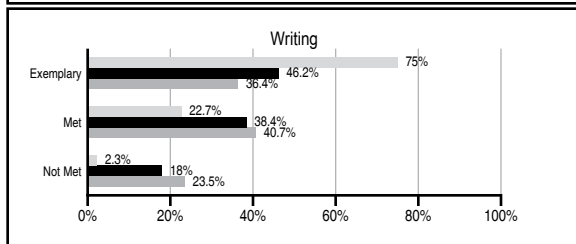
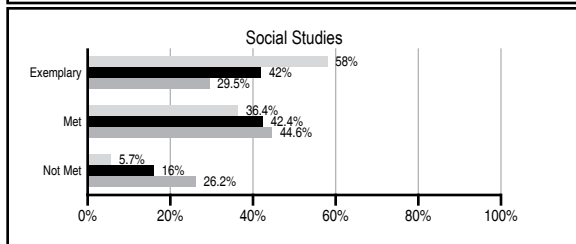
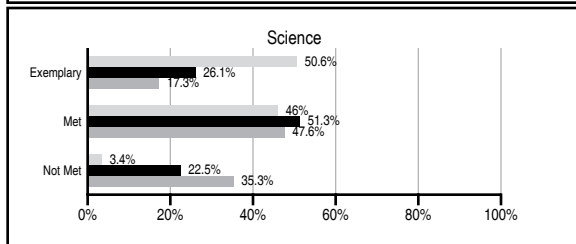
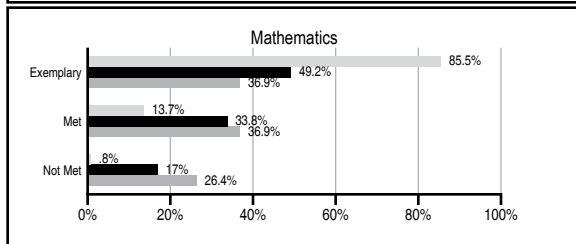
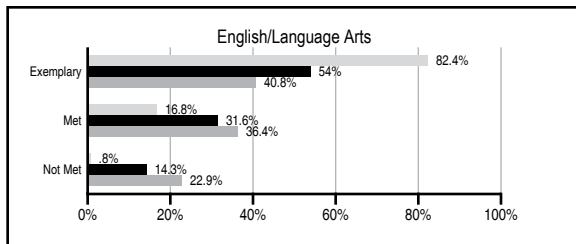
## ABSOLUTE RATINGS OF ELEMENTARY SCHOOLS WITH STUDENTS LIKE OURS\*

EXCELLENT	GOOD	AVERAGE	BELOW AVERAGE	AT-RISK
29	14	1	2	0

\* Ratings are calculated with data available by 11/09/2011. Schools with Students Like Ours are Elementary Schools with Poverty Indices of no more than 5% above or below the index for this school.

## PASS PERFORMANCE

Our School     
  Elementary Schools with Students Like Ours     
  Elementary schools statewide



## NAEP PERFORMANCE\*

\* Performance reported for SC and nation, data not available at school level. Percentages at NAEP Achievement Levels.



## SC PERFORMANCE VISION

*By 2020 all students will graduate with the knowledge and skills necessary to compete successfully in the global economy, participate in a democratic society and contribute positively as members of families and communities.*

### Abbreviations Key

N/A Not Applicable N/AV Not Available N/C Not Collected N/R Not Reported I/S Insufficient Sample TBD To be determined

NI Newly Identified CSI Continuing School Improvement CA Corrective Action RP Plan to Restructure R Restructure DELAY School Improvement Status HOLD School Improvement Status

# E L WRIGHT MIDDLE [Richland 2]

## SCHOOL PROFILE

	Our School	Change from Last Year	Elementary Schools with Students Like Ours	Median Elementary School
<b>Students (n=1,258)</b>				
Retention rate	0.9%	Down from 1.2%	0.8%	1.1%
Attendance rate	98.2%	Down from 98.3%	96.6%	96.2%
Served by gifted and talented program	13.6%	Down from 20.4%	21.8%	13.4%
With disabilities other than speech	6.1%	Down from 8.6%	4.6%	4.1%
Older than usual for grade	0.6%	Down from 1.2%	0.2%	0.3%
Out-of-school suspensions or expulsions for violent and/or criminal offenses	12.8%	Up from 5.6%	0.0%	0.0%
<b>Teachers (n=83)</b>				
Teachers with advanced degrees	75.9%	No Change	63.4%	62.5%
Continuing contract teachers	78.3%	Up from 72.4%	89.5%	88.2%
Teachers returning from previous year	89.1%	Up from 87.0%	87.9%	87.8%
Teacher attendance rate	95.2%	Up from 94.6%	95.4%	95.2%
Average teacher salary*	\$49,694	Down 1.7%	\$48,243	\$46,773
Classes not taught by highly qualified teachers	0.3%	Down from 4.4%	0.0%	0.0%
Professional development days/teacher	9.0 days	No Change	9.8 days	10.5 days
<b>School</b>				
Principal's years at school	4.0	Up from 3.0	4.0	4.0
Student-teacher ratio in core subjects	21.3 to 1	Down from 21.9 to 1	20.9 to 1	19.9 to 1
Prime instructional time	92.9%	Up from 91.8%	91.3%	90.4%
Opportunities in the arts	Excellent	No Change	Good	Good
SACS accreditation	Yes	No Change	Yes	Yes
Parents attending conferences	88.9%	Up from 86.1%	100.0%	100.0%
Character development program	Average	No Change	Excellent	Excellent
Dollars spent per pupil**	\$7,730	Up 3.5%	\$7,112	\$7,447
Percent of expenditures for instruction**	71.1%	Up from 70.5%	68.8%	68.4%
Percent of expenditures for teacher salaries**	68.5%	Up from 65.4%	67.6%	65.8%
% of AYP objectives met	81.8%	Down from 93.9%	95.2%	90.5%

\* Length of contract = 185+ days.

\*\* Prior year audited financial data available.

## REPORT OF PRINCIPAL AND SCHOOL IMPROVEMENT COUNCIL

E. L. Wright, a comprehensive middle school located in suburban Columbia, SC, is dedicated to successfully transitioning our students from elementary school to high school through a focus on academic excellence and a commitment to community involvement. We continue to develop our curriculum in order to provide a comprehensive and challenging educational program for all students with a safe and nurturing environment. In addition, we strive to cultivate and maintain an emphasis on technology in an effort to meet students where they are in terms of media literacy and fluency.

We believe that instructional technology is a key component in helping students become productive and successful students in the 21st Century. As a result, our teachers utilize a number of instructional strategies centered on technology to best instruct and assess student achievement. Students and faculty alike utilize Smartboard lessons, podcasts, Blackboard, wikis and blogs, mobile computer labs, and numerous interactive software programs and games aimed to improve academic skills.

While teachers continued to grow their technology skills, they also spent time this year learning about numerous pedagogical methods, from Learning Centered Schools which focuses on enhancing teacher strengths, to discovering the innate differences in girl's and boy's learning styles at this age. Many teachers also continued their professional development in differentiated instruction and Understanding by Design. As teachers continue to grow in these areas, our students' continue to reap the benefit of their expanded knowledge.

At E. L. Wright, we continue to value innovation and initiative when it comes to finding better ways to meet the challenges that our students lay before us. We welcome you to visit and see the exciting things E. L. Wright Middle School offers.

## EVALUATION RESULTS

	Teachers	Students*	Parents*
Number of surveys returned	N/A	N/A	N/A
Percent satisfied with learning environment	N/A	N/A	N/A
Percent satisfied with social and physical environment	N/A	N/A	N/A
Percent satisfied with school-home relations	N/A	N/A	N/A

\*Only students at the highest elementary school grade level at this school and their parents were included.

Comprehensive detail, including definitions of ratings, performance criteria, and explanations of status, is available on [www.ed.sc.gov](http://www.ed.sc.gov) and [www.eoc.sc.gov](http://www.eoc.sc.gov) as well as school and school district websites.

Printed versions are available from school districts upon request.

### Abbreviations Key

N/A Not Applicable N/AV Not Available N/C Not Collected N/R Not Reported I/S Insufficient Sample TBD To be determined  
 NI Newly Identified CSI Continuing School Improvement CA Corrective Action RP Plan to Restructure R Restructure DELAY School Improvement Status HOLD School Improvement Status